



US00D801885S

(12) **United States Design Patent**  
**Melikian**

(10) **Patent No.:** **US D801,885 S**

(45) **Date of Patent:** **\*\* Nov. 7, 2017**

(54) **REAR BUMPER**

(71) Applicant: **HONDA MOTOR CO., LTD.**,  
Minato-ku, Tokyo (JP)

(72) Inventor: **Lili Melikian**, Sun Valley, CA (US)

(73) Assignee: **HONDA MOTOR CO., LTD.**, Tokyo  
(JP)

(\*\*) Term: **15 Years**

(21) Appl. No.: **29/577,627**

(22) Filed: **Sep. 14, 2016**

(51) **LOC (10) Cl.** ..... **12-16**

(52) **U.S. Cl.**  
USPC ..... **D12/169**

(58) **Field of Classification Search**  
USPC .... D12/169, 216, 90-92, 86, 171, 196, 163;  
293/102, 113, 115, 117, 120; 296/180.1,  
296/180.2  
CPC ..... B60R 19/02; B60R 19/04; B62D 25/08  
See application file for complete search history.

(56) **References Cited**

**U.S. PATENT DOCUMENTS**

D698,290 S \* 1/2014 Mori ..... D12/169  
D703,592 S \* 4/2014 Kwon ..... D12/169  
D713,304 S \* 9/2014 Tsuchida ..... D12/169

D714,196 S \* 9/2014 Mays ..... D12/169  
D715,708 S \* 10/2014 Mays ..... D12/169  
D718,678 S \* 12/2014 Ishizuka ..... D12/169  
D735,097 S \* 7/2015 Nissl ..... D12/169  
D737,741 S \* 9/2015 Goepfel ..... D12/169  
D738,800 S \* 9/2015 Mueller-Stolz ..... D12/169  
D740,728 S \* 10/2015 Gunnarson ..... D12/169

\* cited by examiner

*Primary Examiner* — Melody N Brown

(74) *Attorney, Agent, or Firm* — Arent Fox LLP


(57) **CLAIM**

The ornamental design for a rear bumper, as shown and described.

**DESCRIPTION**

FIG. 1 is a top, front, right perspective view of a rear bumper showing my new design;  
FIG. 2 is a top, front, left perspective view of the design shown in FIG. 1;  
FIG. 3 is a top, rear, left perspective view of the design shown in FIG. 1;  
FIG. 4 is a top, rear, right perspective view of the design shown in FIG. 1;  
FIG. 5 is a front view of the design shown in FIG. 1;  
FIG. 6 is a rear view of the design shown in FIG. 1;  
FIG. 7 is a left side view of the design shown in FIG. 1;  
FIG. 8 is a right side view of the design shown in FIG. 1;  
FIG. 9 is a top view of the design shown in FIG. 1; and  
FIG. 10 is a bottom view of the design shown in FIG. 1.

**1 Claim, 10 Drawing Sheets**



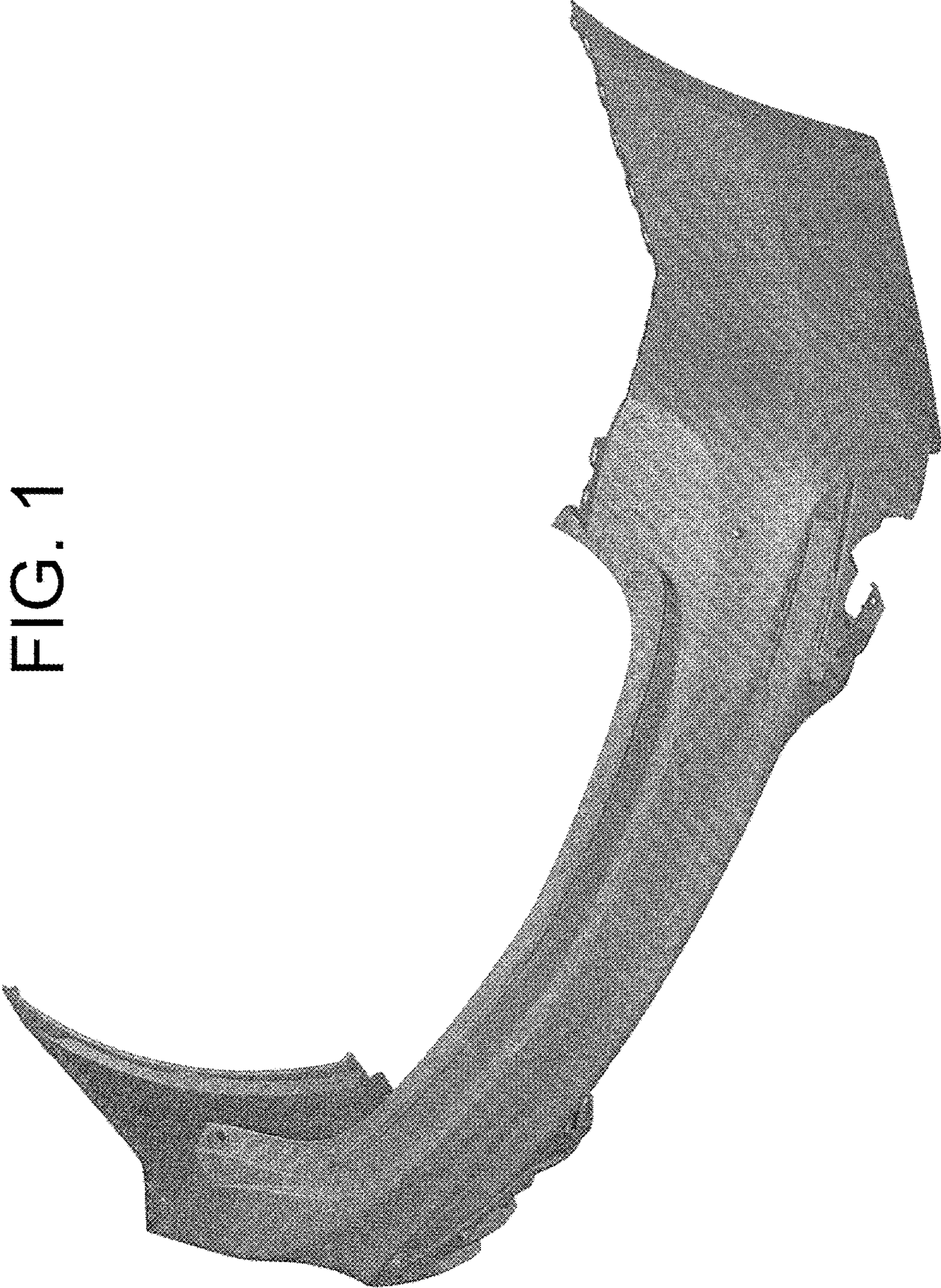
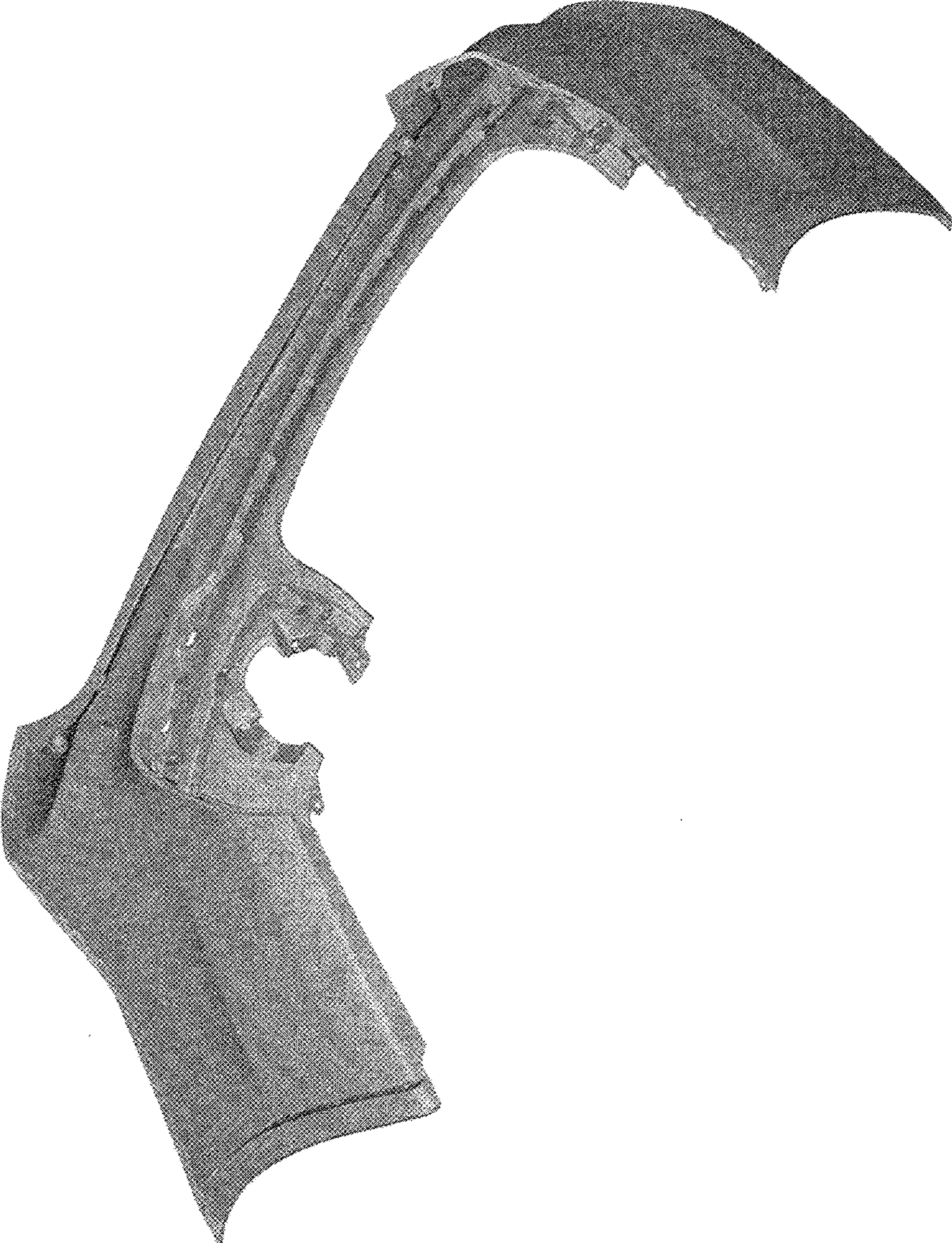


FIG. 1



FIG. 2

FIG. 3






FIG. 4




FIG. 5




FIG. 6

FIG. 7







FIG. 8



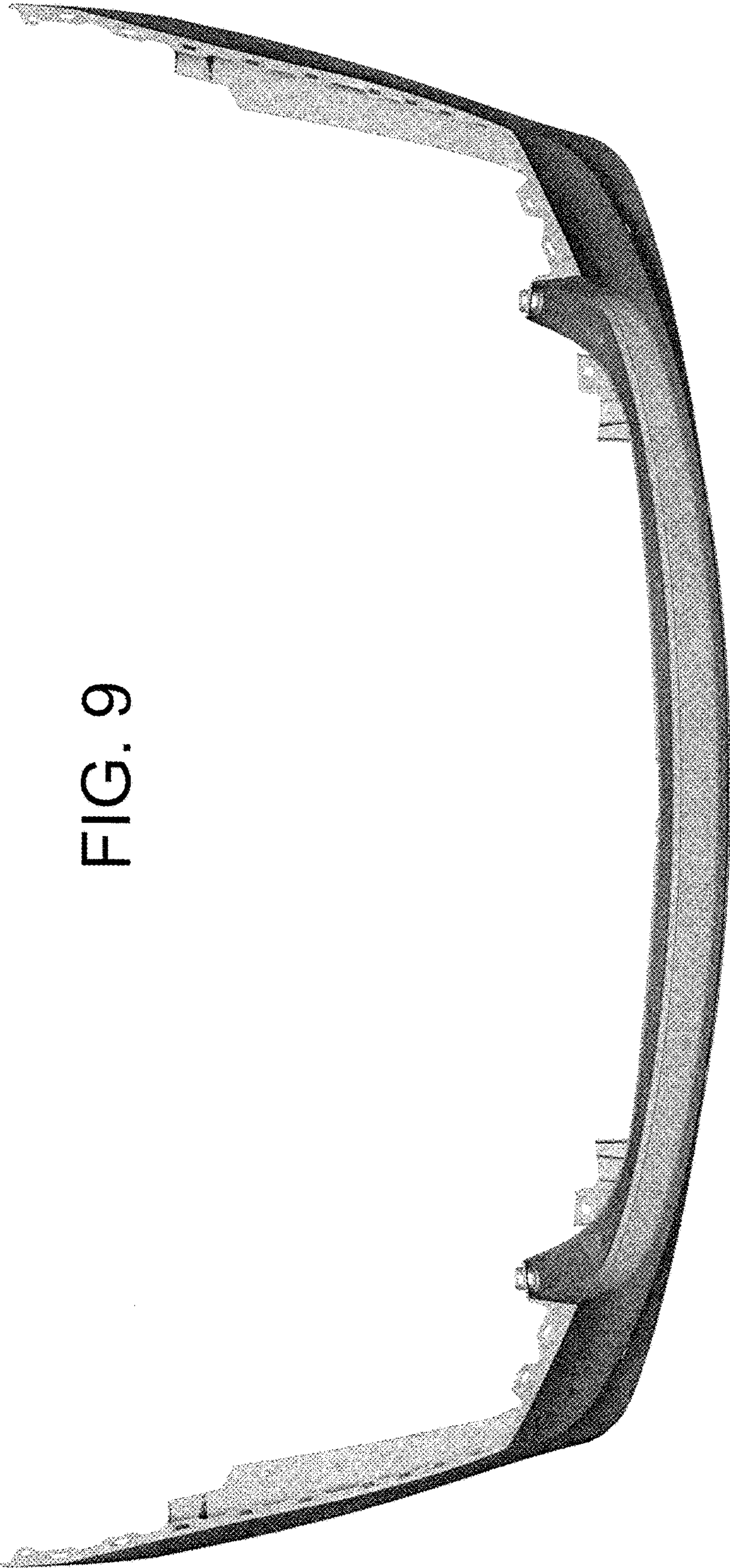


FIG. 9

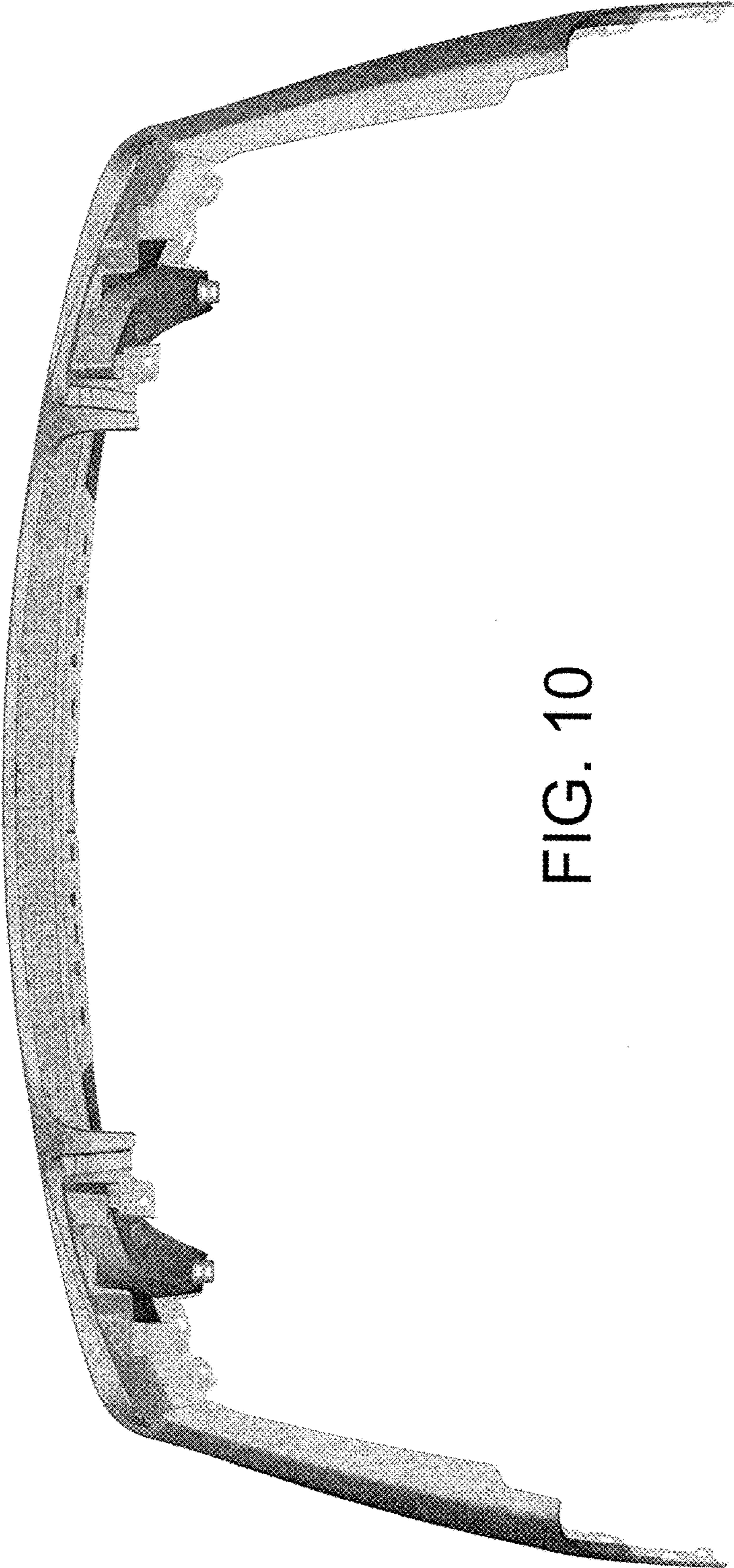


FIG. 10