

US00D801875S

(12) **United States Design Patent** (10) **Patent No.:** **US D801,875 S**
Pfeiffer et al. (45) **Date of Patent:** **** Nov. 7, 2017**

(54) **BICYCLE FRAME**
(71) Applicant: **Otso Cycles, LLC**, Savage, MN (US)
(72) Inventors: **Michael W. Pfeiffer**, Savage, MN (US);
Brendan J. Moore, Prior Lake, MN (US); **Daniel D. Dittmer**, Shakopee, MN (US)

D721,014 S * 1/2015 Kahler, Jr. D12/111
D722,285 S * 2/2015 Silva D12/111
D734,218 S 7/2015 D' Aiusio et al.
D734,692 S 7/2015 D' Aluisio et al.
D735,089 S * 7/2015 Gauthier D12/111
D735,618 S * 8/2015 Lawson D12/111
D774,970 S * 12/2016 D'Aluisio D12/111

(Continued)

(73) Assignee: **Otso Cycles, LLC**, Savage, MN (US)

(**) Term: **15 Years**

(21) Appl. No.: **29/566,293**

(22) Filed: **May 27, 2016**

(51) **LOC (10) Cl.** **12-11**

(52) **U.S. Cl.**
USPC **D12/111**

(58) **Field of Classification Search**
USPC D12/111, 117, 119; 280/274–280, 281.1,
280/283–288, 288.1–288.4
CPC . B62K 3/00; B62K 3/005; B62K 9/00; B62K
19/00; B62K 19/02; B62K 19/04; B62K
19/06; B62K 19/16

See application file for complete search history.

(56) **References Cited**

U.S. PATENT DOCUMENTS

D405,030 S * 2/1999 Frost D12/111
D418,778 S * 1/2000 Allen D12/111
D419,110 S * 1/2000 Allen D12/111
D486,424 S 2/2004 Sagan
D517,452 S * 3/2006 Hickman D12/111
D604,205 S * 11/2009 Cattaneo D12/111
D637,527 S * 5/2011 Choi D12/111
D667,347 S 9/2012 Simko
D686,950 S * 7/2013 Lin D12/111
D689,407 S 9/2013 Kim
D689,408 S * 9/2013 Kim D12/111
D693,740 S 11/2013 Eagleman et al.

OTHER PUBLICATIONS

“Kevin’s Low-Q fatbike Edit: Added Frame Geometry” Retrieved from the Internet: <http://waltworks.blogspot.com/2014/11/kevins-low-q-fatbike.html> [Nov. 10, 2014] (3 pages).

(Continued)

Primary Examiner — David G Muller

(74) *Attorney, Agent, or Firm* — Dicke, Billig & Czaja, PLLC

(57) **CLAIM**

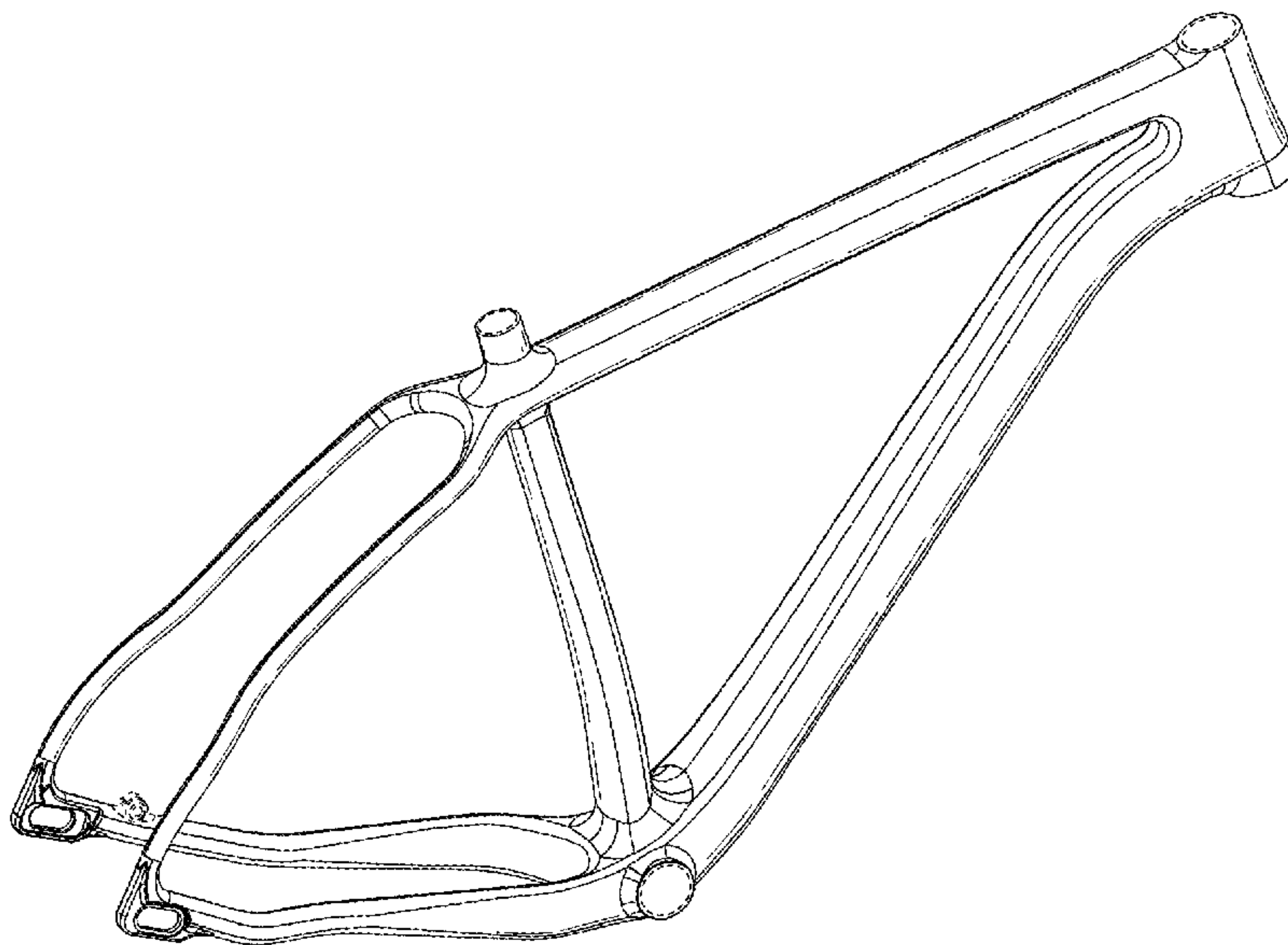
The ornamental design for a bicycle frame, substantially as shown and described.

DESCRIPTION

FIG. 1 is a right-rear perspective view of the design for the bicycle frame;
FIG. 2 is a left-front perspective view thereof;
FIG. 3 is a right view thereof;
FIG. 4 is a left view thereof;
FIG. 5 is a front view thereof;
FIG. 6 is a rear view thereof;
FIG. 7 is a top view thereof; and,
FIG. 8 is a bottom view thereof.

The broken lines immediately adjacent the solid lines define the boundaries of the claimed design while all other broken lines depict the environment and are for illustrative purposes only; the broken lines form no part of the claimed design.

1 Claim, 6 Drawing Sheets



(56)

References Cited

U.S. PATENT DOCUMENTS

D785,509 S * 5/2017 Juhlin D12/111

OTHER PUBLICATIONS

“MPLS Bike Co Introduces the Full Carbon—Murphy” Retrieved from the Internet: <https://fat-bike.com/2012/12/mpls-bike-co-introduces-the-full-carbon-murphy/> [Dec. 8, 2012] (19 pages).

* cited by examiner

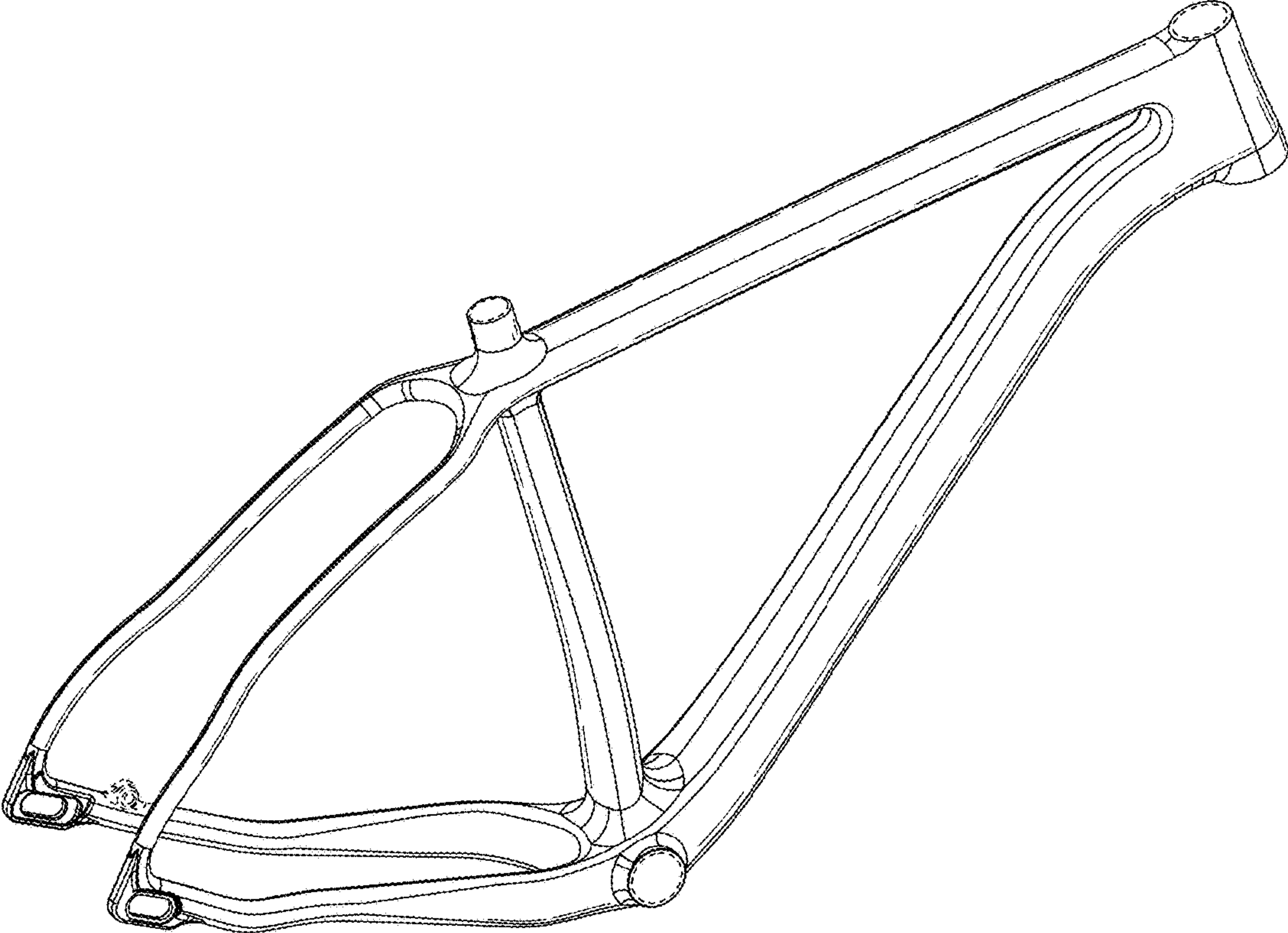


FIG. 1

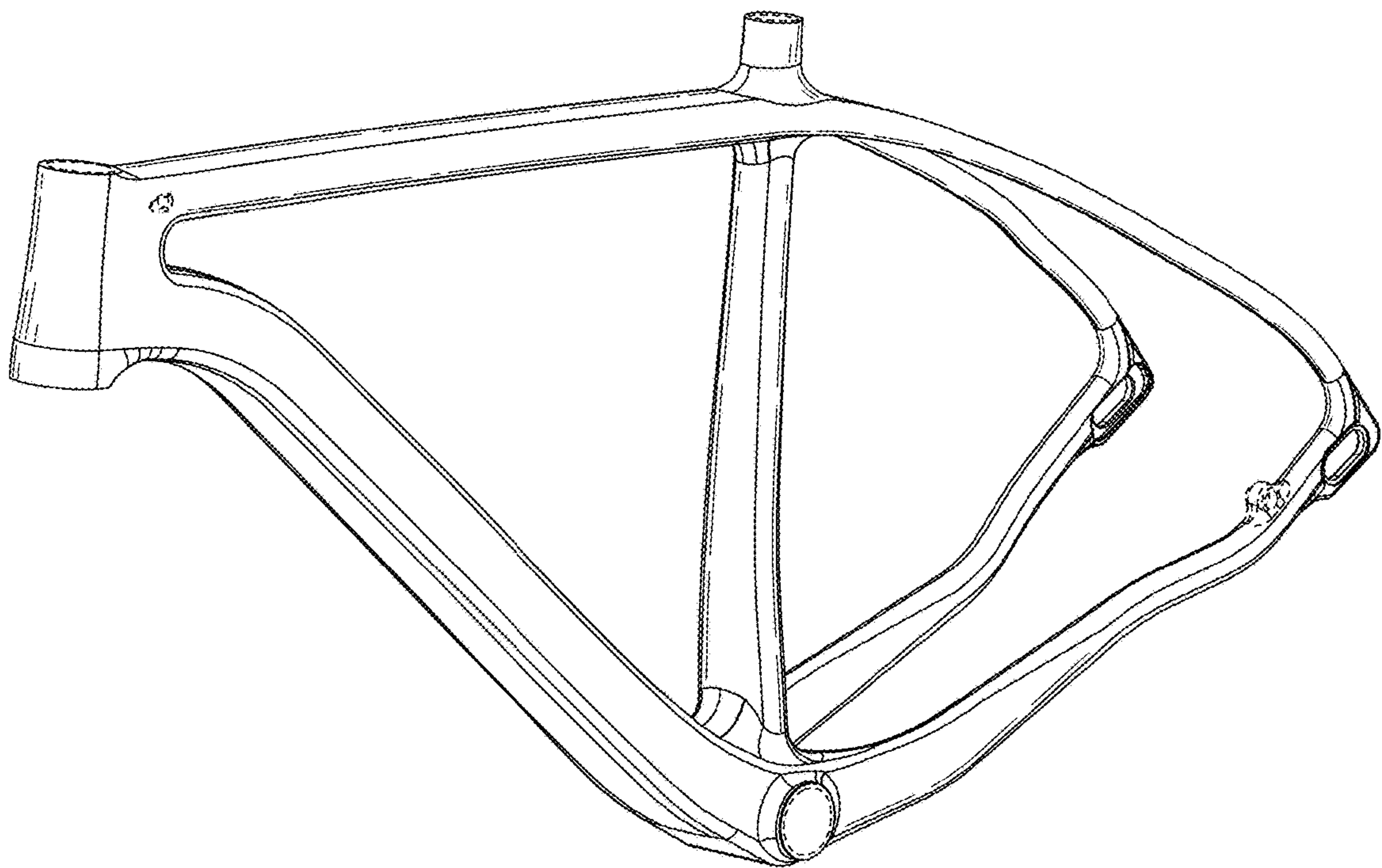


FIG. 2

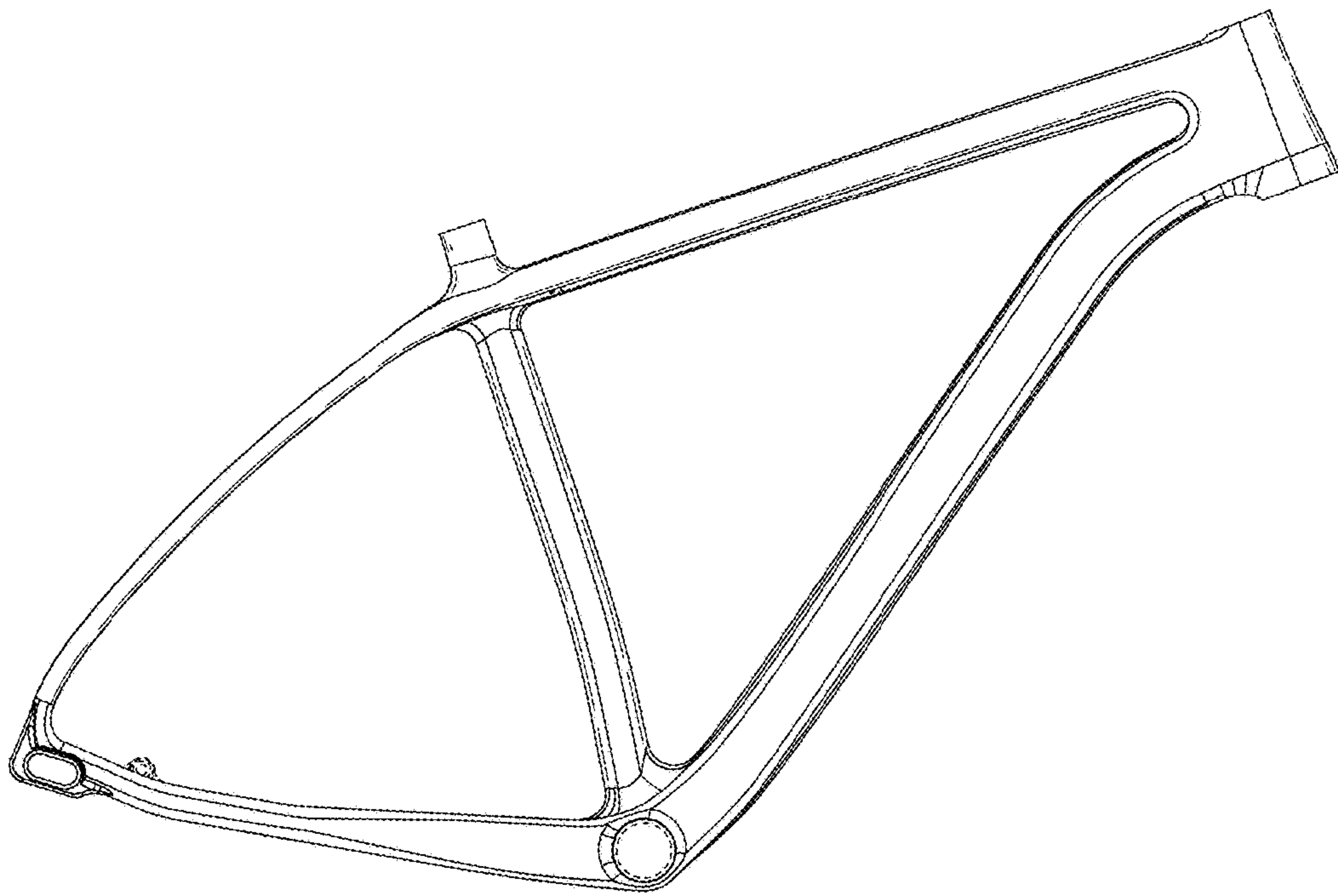


FIG. 3

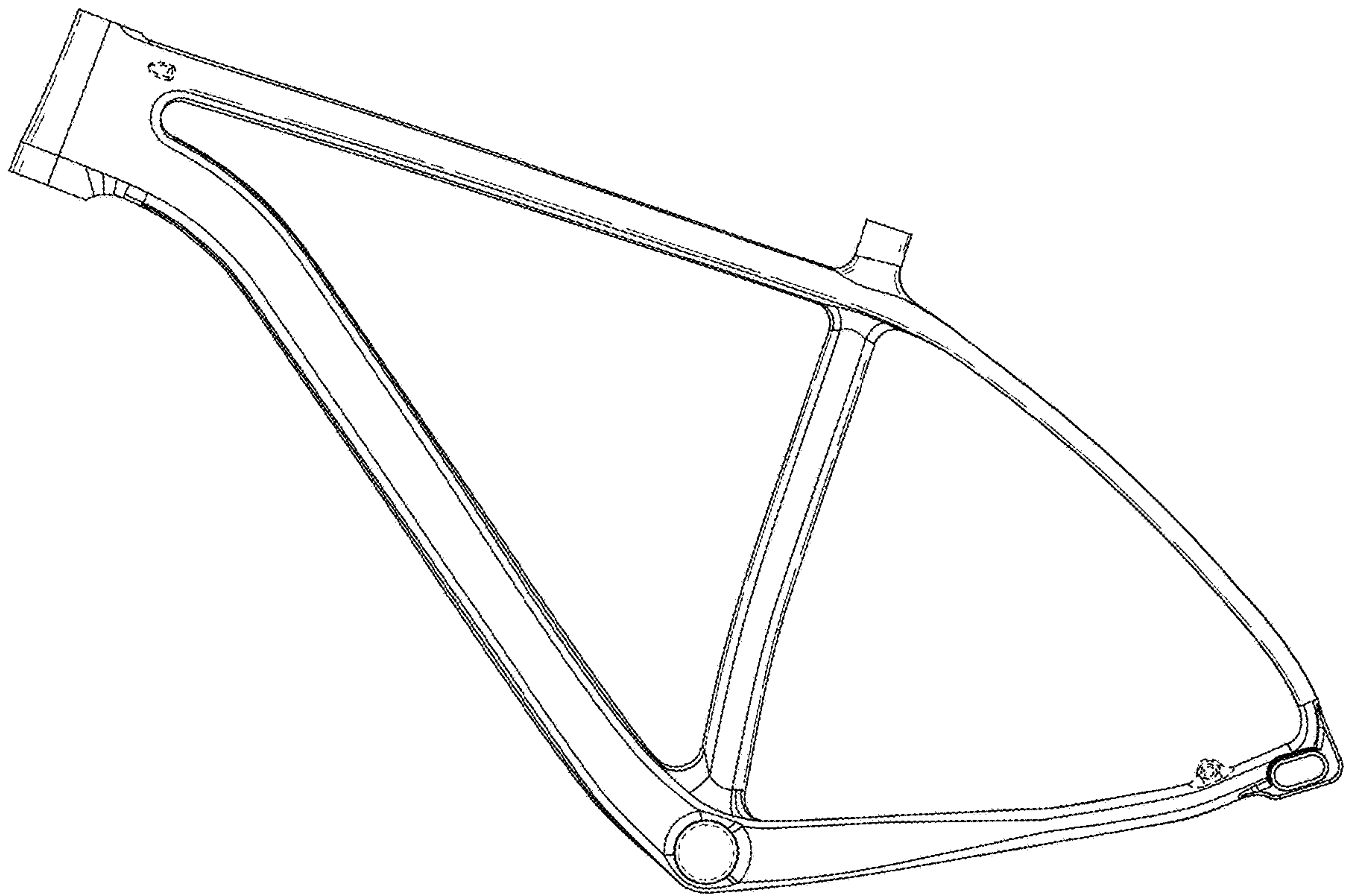


FIG. 4

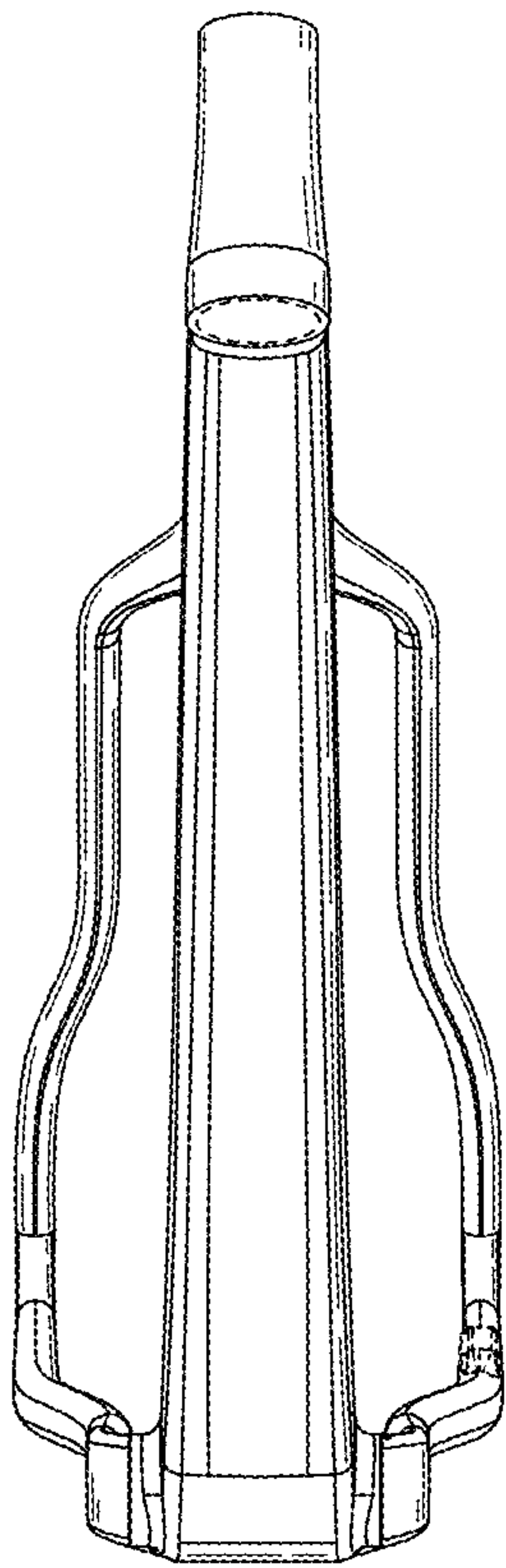


FIG. 5

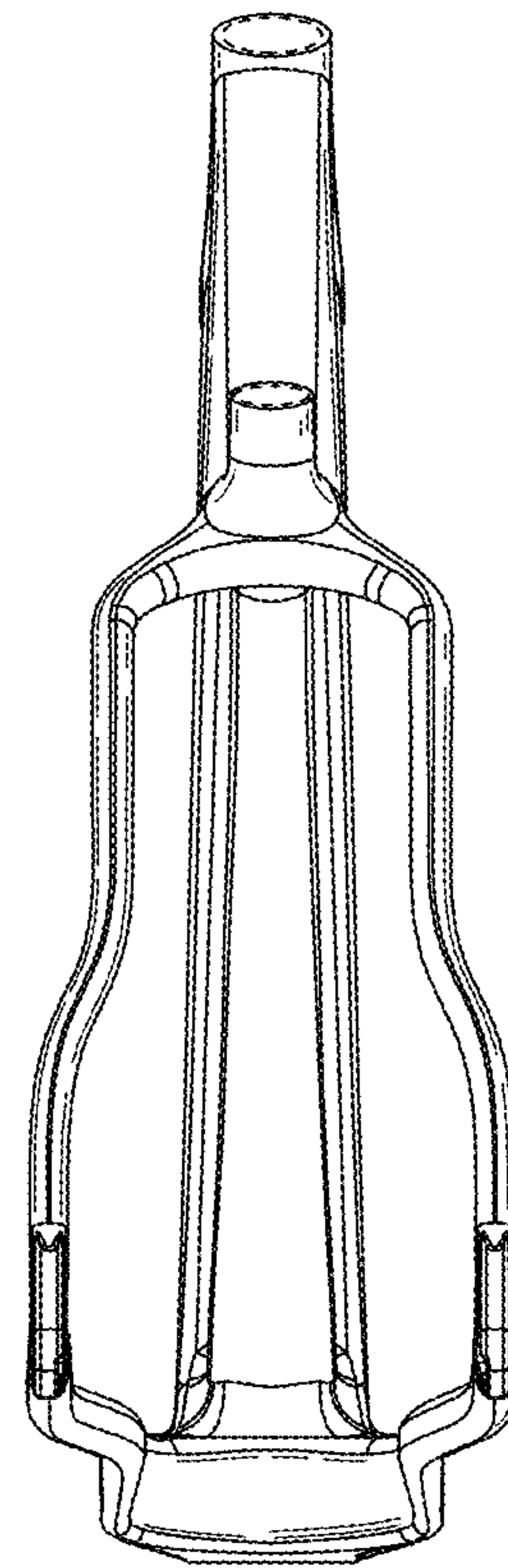


FIG. 6

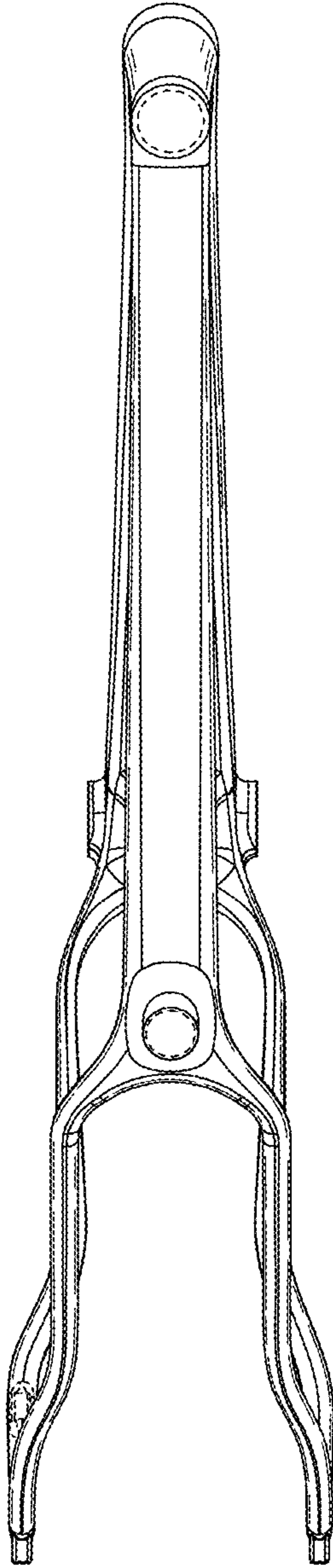


FIG. 7

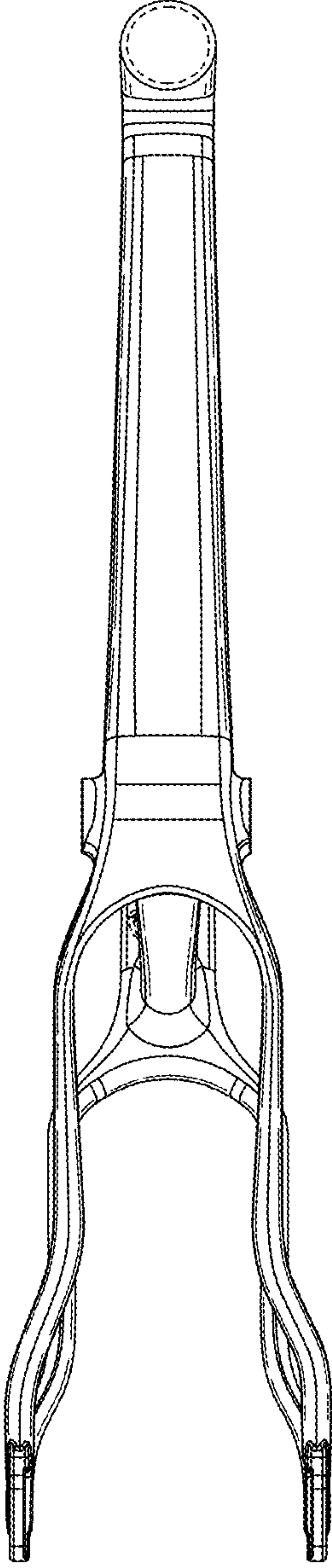


FIG. 8