



US00D801873S

(12) **United States Design Patent** (10) **Patent No.:** **US D801,873 S**
Lamberty et al. (45) **Date of Patent:** **** Nov. 7, 2017**

(54) **MOTOR VEHICLE, TOY AND/OR REPLICAS THEREOF**

(71) Applicant: **AUDI AG**, Ingolstadt (DE)

(72) Inventors: **Frank Lamberty**, Ingolstadt (DE);
Stephan Fahr-Becker, Ingolstadt (DE)

(73) Assignee: **AUDI AG**, Ingolstadt (DE)

(**) Term: **15 Years**

(21) Appl. No.: **29/587,557**

(22) Filed: **Dec. 14, 2016**

(30) **Foreign Application Priority Data**

Jun. 21, 2016 (EM) 003 231 331-0001

(51) **LOC (10) Cl.** **12-08**

(52) **U.S. Cl.**
USPC **D12/92**

(58) **Field of Classification Search**

USPC D12/86, 90-92, 88; D21/421, 433, 434;
296/181.1, 181.5

CPC B62D 35/00; B62D 25/00; B62D 25/06;
B62D 33/00

See application file for complete search history.

(56) **References Cited**

U.S. PATENT DOCUMENTS

D637,943 S * 5/2011 Bischoff D12/92
D671,034 S * 11/2012 Bischoff D12/91
D671,035 S * 11/2012 Bischoff D12/91
D690,231 S * 9/2013 Bischoff D12/91

D699,157 S * 2/2014 Bischoff D12/92
D701,145 S * 3/2014 Bischoff D12/91
D706,174 S * 6/2014 Garand D12/92
D712,788 S * 9/2014 Bischoff D12/91
D714,689 S * 10/2014 Bischoff D12/92
D715,693 S * 10/2014 Lamberty D12/92
D740,177 S * 10/2015 Callum D12/92
D740,178 S * 10/2015 Bischoff D12/92
D748,534 S * 2/2016 Bischoff D12/92
D756,849 S * 5/2016 Garcia Lopez D12/92
D761,697 S * 7/2016 Bischoff D12/92
D764,352 S * 8/2016 Pires D12/92
D767,448 S * 9/2016 Leu D12/92
D783,457 S * 4/2017 Wehrli D12/92

* cited by examiner

Primary Examiner — Melody N Brown

(74) *Attorney, Agent, or Firm* — Lucas & Mercanti, LLP;
Klaus P. Stoffel

(57) **CLAIM**

The ornamental design for a motor vehicle, toy and/or replicas thereof, as shown and described.

DESCRIPTION

FIG. 1 is a front, and right side perspective view of a motor vehicle, toy and/or replicas thereof of the present invention; FIG. 2 is a rear, and left side perspective view thereof; FIG. 3 is a front view thereof; FIG. 4 is a rear view thereof; FIG. 5 is a right side view thereof; FIG. 6 is a left side view thereof; and, FIG. 7 is a top view thereof.

The wheels, headlights and taillights of the motor vehicle do not form part of the claimed design.

1 Claim, 4 Drawing Sheets





Fig. 1



Fig. 2




Fig. 3




Fig. 4




Fig. 5

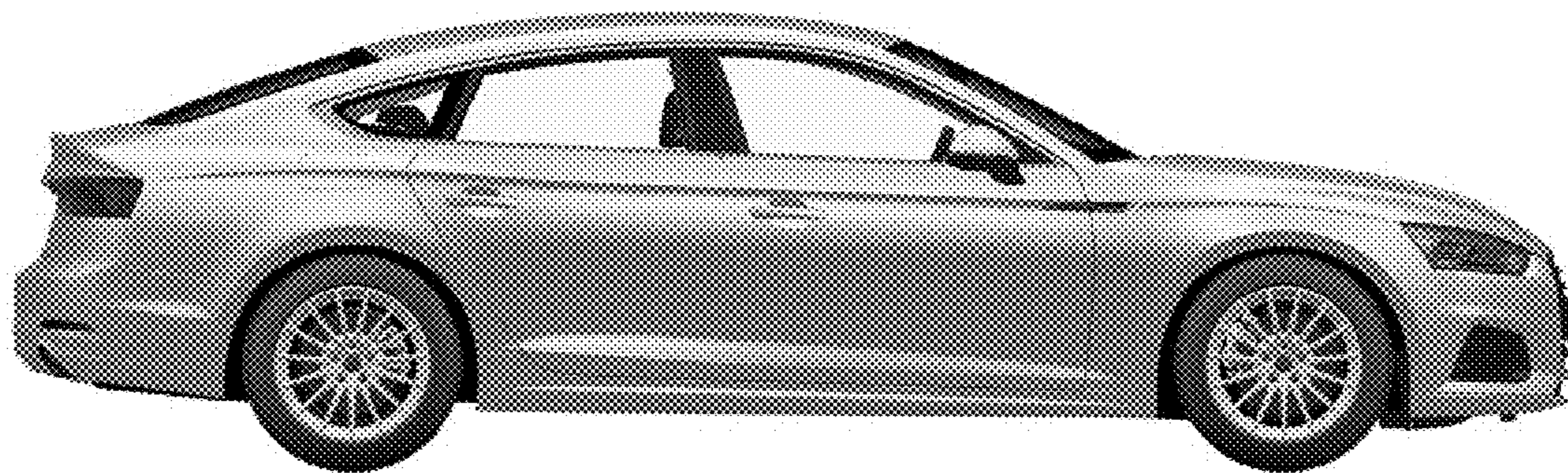


Fig. 6

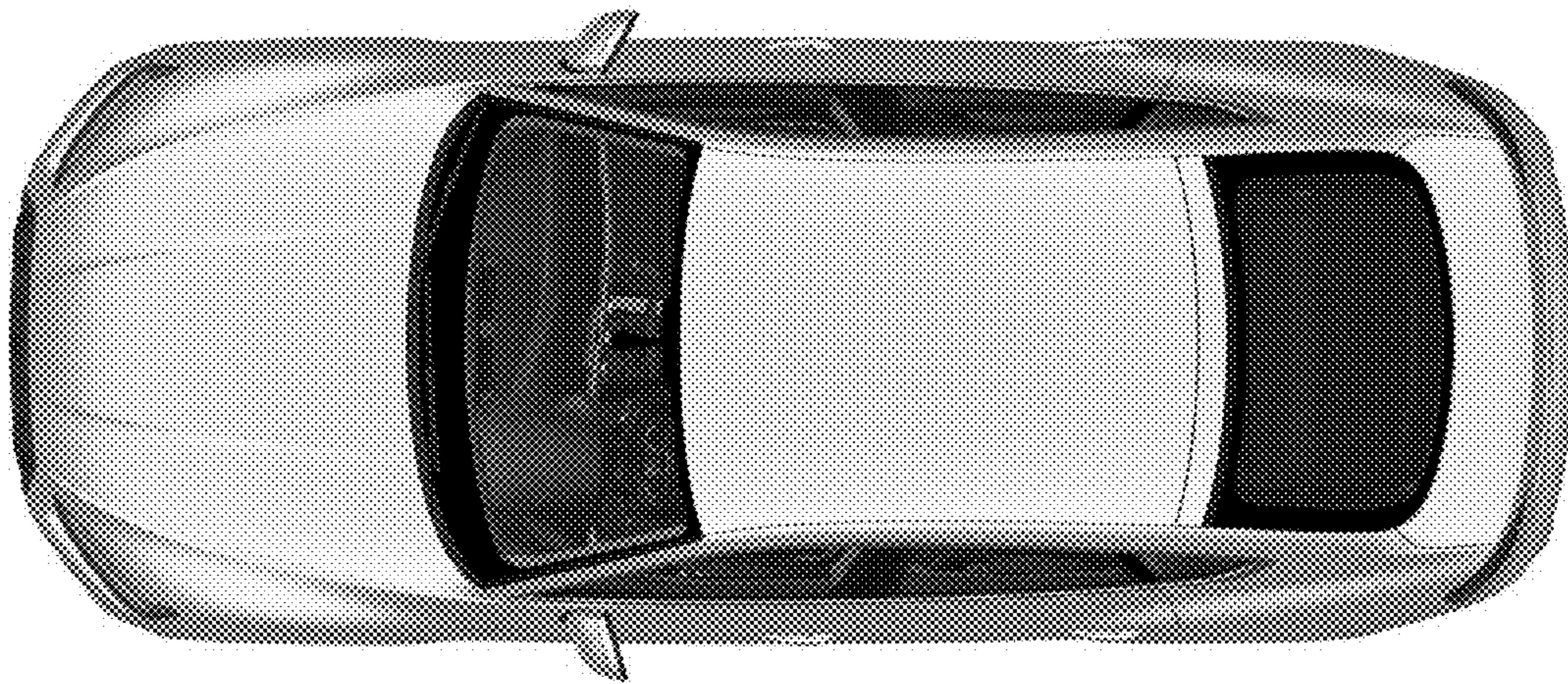


Fig. 7