



US00D801872S

(12) **United States Design Patent** (10) **Patent No.:** **US D801,872 S**  
**Buck** (45) **Date of Patent:** **\*\* Nov. 7, 2017**

(54) **REAR END OF A VEHICLE**  
(71) Applicant: **Jaguar Land Rover Limited**, Whitley, Coventry (GB)  
(72) Inventor: **Joe Buck**, Coventry (GB)  
(73) Assignee: **Jaguar Land Rover Limited**, Whitley, Coventry (GB)

(\*\*) Term: **15 Years**

(21) Appl. No.: **29/567,772**

(22) Filed: **Jun. 13, 2016**

(30) **Foreign Application Priority Data**

Jan. 14, 2016 (EM) ..... 002944967

(51) **LOC (10) Cl.** ..... **12-08**

(52) **U.S. Cl.**  
USPC ..... **D12/92**

(58) **Field of Classification Search**  
USPC ..... D12/90-92, 164, 169, 196;  
296/181.1-181.5; D21/548, 560  
CPC ..... B60Y 2306/01; B60K 11/085  
See application file for complete search history.

(56) **References Cited**

**U.S. PATENT DOCUMENTS**

D629,718 S \* 12/2010 Reichman ..... D12/92  
D705,710 S \* 5/2014 Butterworth ..... D12/181  
D711,791 S \* 8/2014 Futschik ..... D12/164  
D719,878 S \* 12/2014 Webber ..... D12/92  
D722,929 S \* 2/2015 Hatter ..... D12/181  
D744,903 S \* 12/2015 Jelec ..... D12/92  
D748,535 S \* 2/2016 Hatton ..... D12/92  
D754,578 S \* 4/2016 Buck ..... D12/181  
D758,249 S \* 6/2016 Callum ..... D12/92

D758,251 S \* 6/2016 Jelec ..... D12/92  
D758,921 S \* 6/2016 Hatton ..... D12/92  
D759,556 S \* 6/2016 Wheel ..... D12/181  
D763,149 S \* 8/2016 Wheel ..... D12/181  
D763,743 S \* 8/2016 Hatton ..... D12/164  
D773,959 S \* 12/2016 Jelec ..... D12/92  
D777,627 S \* 1/2017 Patel ..... D12/181  
D779,379 S \* 2/2017 Jelec ..... D12/92  
D780,076 S \* 2/2017 Peat ..... D12/164  
D782,946 S \* 4/2017 Wheel ..... D12/181  
D788,660 S \* 6/2017 Buck ..... D12/181

\* cited by examiner

*Primary Examiner* — Eric Goodman

*Assistant Examiner* — Melvin L Davis

(74) *Attorney, Agent, or Firm* — Wood Herron & Evans LLP

(57) **CLAIM**

The ornamental design for a rear end of a vehicle, as shown and described.

**DESCRIPTION**

FIG. 1 is a right front perspective view of a rear end of a vehicle;

FIG. 2 is a left rear perspective view of the vehicle shown in FIG. 1.

FIG. 3 is a right rear perspective view thereof.

FIG. 4 is a rear view thereof.

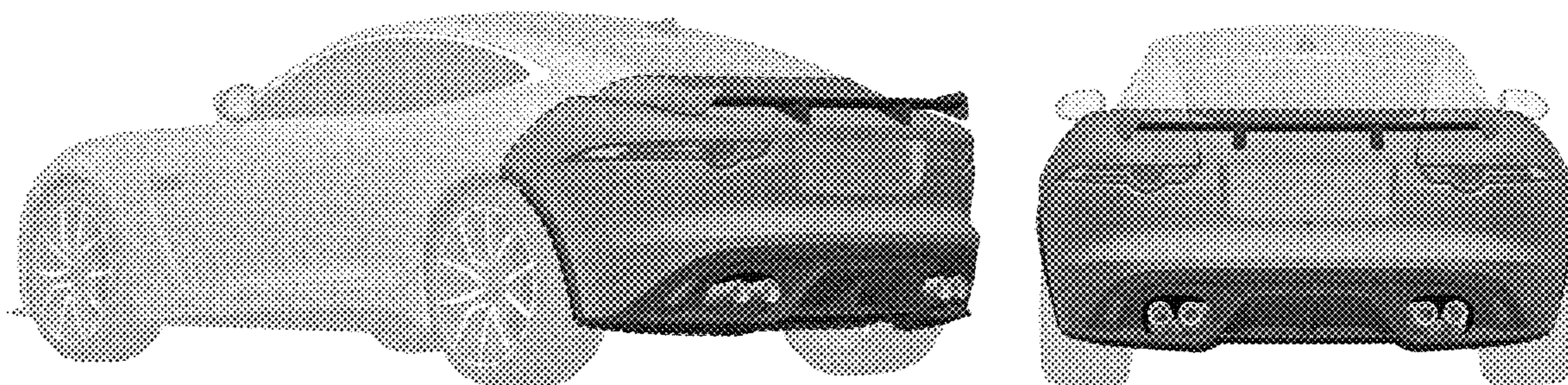
FIG. 5 is a left side view thereof.

FIG. 6 is right side view thereof; and,

FIG. 7 is a top view thereof.

The vehicle shown in de-emphasized and half-tone portions so as to illustrate environmental structures for the rear end. These portions form no part of the claimed invention. Parts of the claimed design demarcated by broken lines form no part of the claimed invention.

**1 Claim, 7 Drawing Sheets**





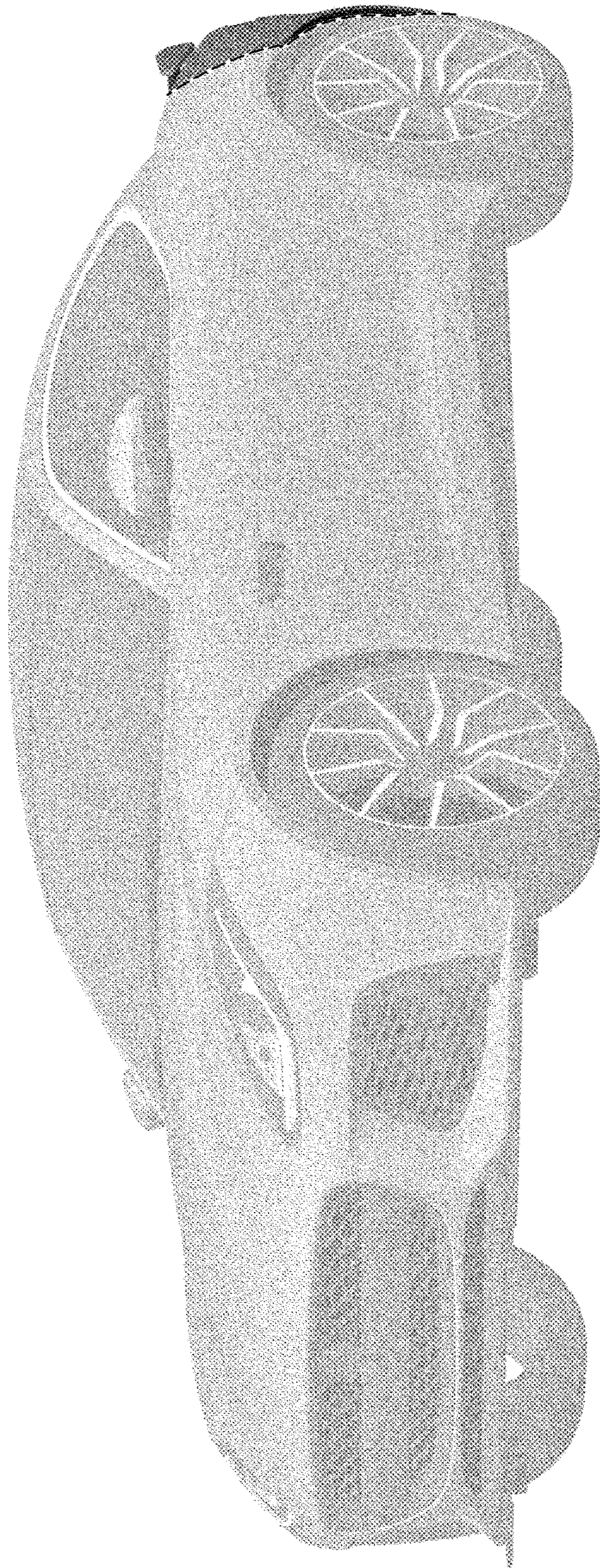


FIG. 1






FIG. 2



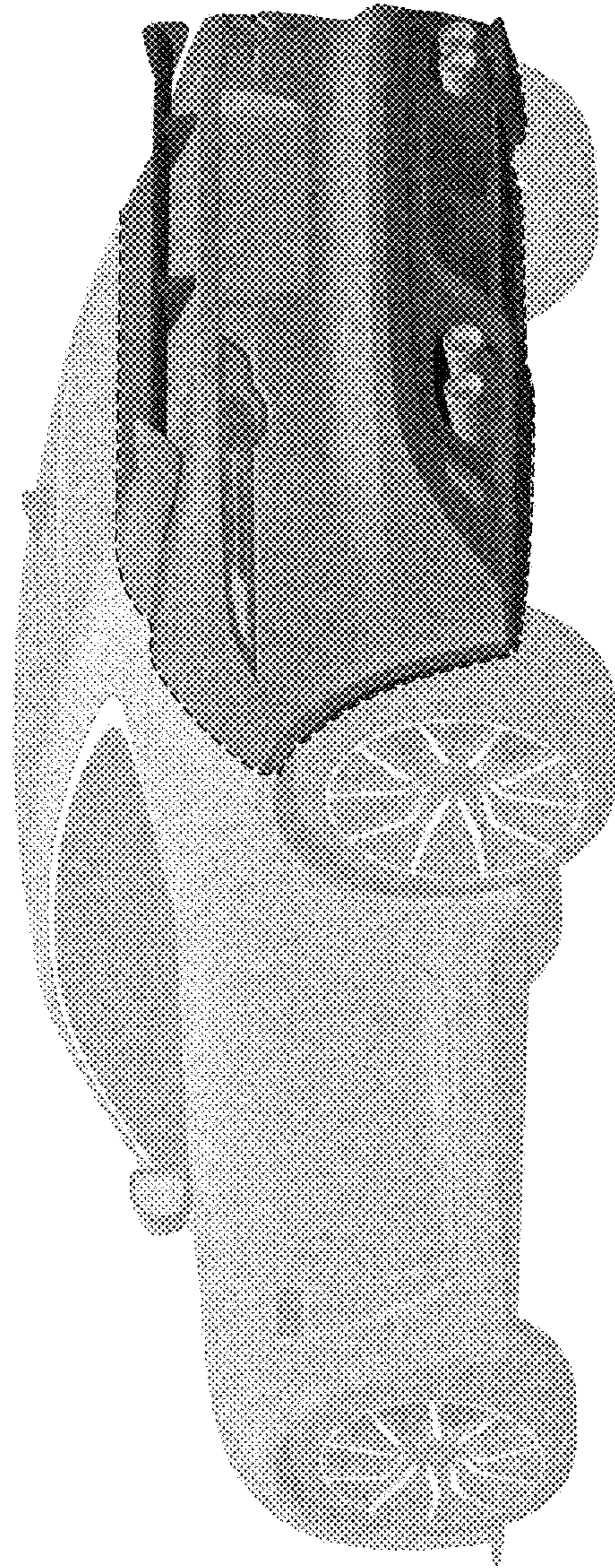


FIG. 3






FIG. 4



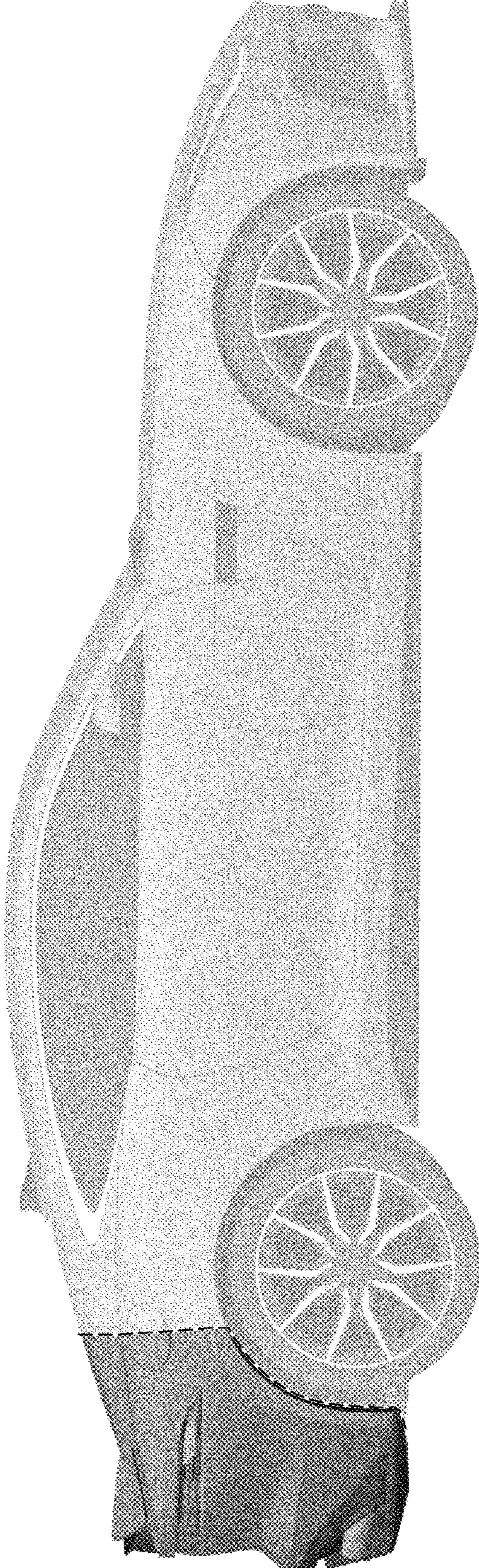


FIG. 5



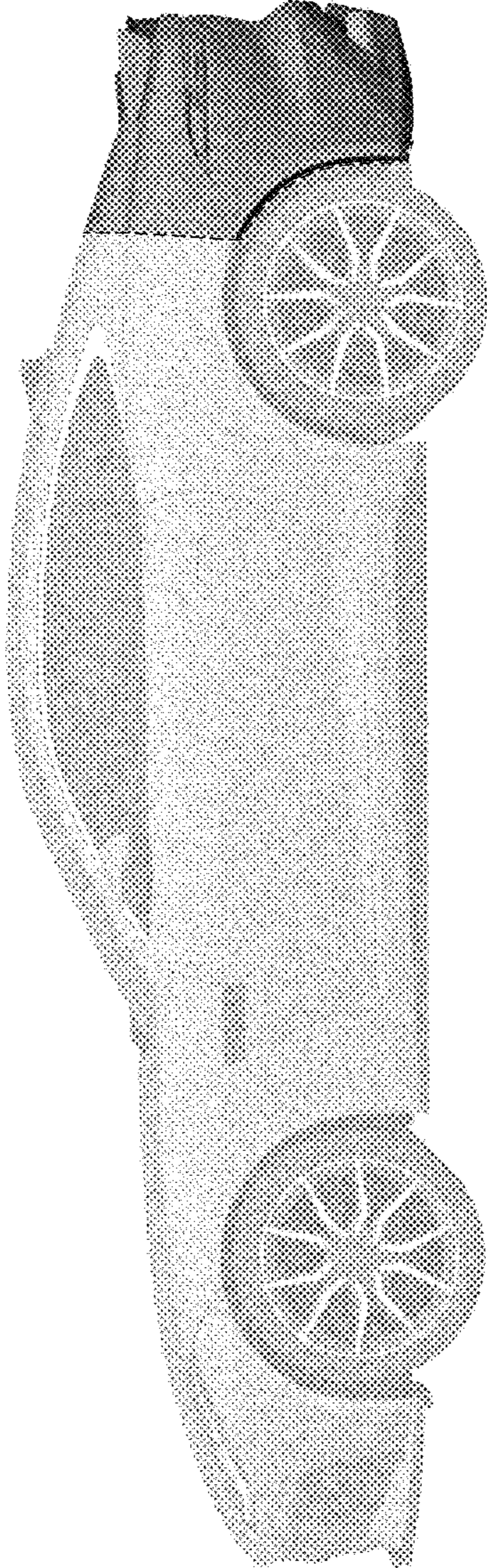


FIG. 6



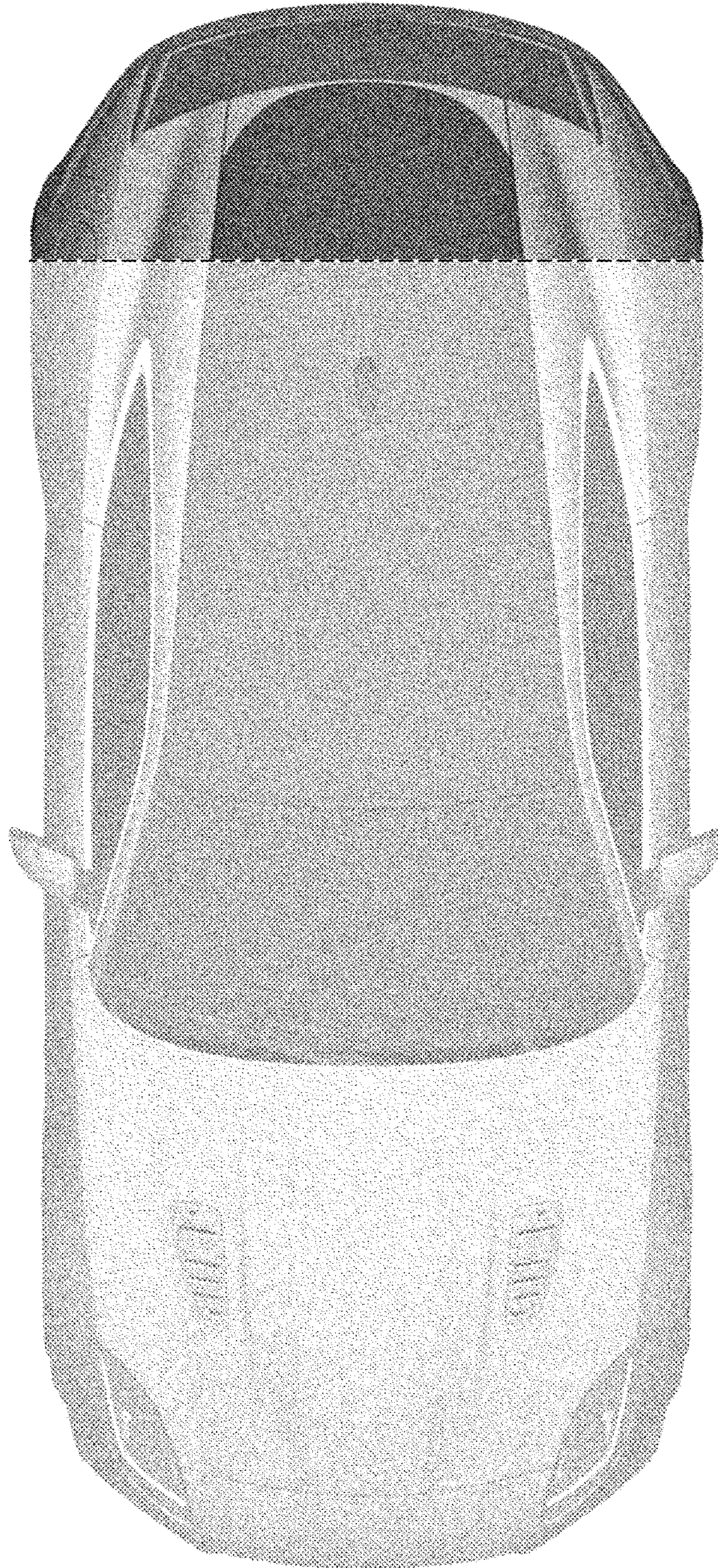


FIG. 7



UNITED STATES PATENT AND TRADEMARK OFFICE  
**CERTIFICATE OF CORRECTION**

PATENT NO. : D801,872 S  
APPLICATION NO. : 29/567772  
DATED : November 7, 2017  
INVENTOR(S) : Joe Buck

Page 1 of 1

It is certified that error appears in the above-identified patent and that said Letters Patent is hereby corrected as shown below:

On the Title Page

Column 2, Description, Line 10-11, "The vehicle shown in de-emphasized and half-tone portions so as to illustrate environmental structures for the rear end.", should read -- The vehicle is shown in de-emphasized and half-tone portions so as to illustrate environmental structures for the rear end. --.

Signed and Sealed this  
Twenty-second Day of May, 2018



Andrei Iancu  
*Director of the United States Patent and Trademark Office*