



US00D801868S

(12) **United States Design Patent** (10) **Patent No.:** **US D801,868 S**  
**Bischoff et al.** (45) **Date of Patent:** **\*\* Nov. 7, 2017**

(54) **MOTOR VEHICLE**  
(71) Applicant: **VOLKSWAGEN AKTIENGESELLSCHAFT**,  
Wolfsburg (DE)  
(72) Inventors: **Klaus Bischoff**, Wolfsburg (DE); **Björn Hackbarth**, Wolfsburg (DE)  
(73) Assignee: **VOLKSWAGEN AKTIENGESELLSCHAFT**,  
Wolfsburg (DE)  
(\*\*) Term: **15 Years**

D647,821 S \* 11/2011 Bischoff ..... D12/91  
D647,823 S \* 11/2011 Okumoto ..... D12/92  
D671,035 S \* 11/2012 Bischoff ..... D12/91  
D674,319 S \* 1/2013 Doyle ..... D12/92  
D684,900 S \* 6/2013 Doyle ..... D12/92  
D690,231 S \* 9/2013 Bischoff ..... D12/91  
D700,870 S \* 3/2014 Jevremovic ..... D12/92  
D701,145 S \* 3/2014 Bischoff ..... D12/91  
D706,171 S \* 6/2014 Bischoff ..... D12/91  
D712,313 S \* 9/2014 Bischoff ..... D12/91  
D712,788 S \* 9/2014 Bischoff ..... D12/91  
D712,789 S \* 9/2014 Bischoff ..... D12/91  
D714,686 S \* 10/2014 Bischoff ..... D12/91  
D719,064 S \* 12/2014 Bischoff ..... D12/91  
D733,003 S \* 6/2015 Bischoff ..... D12/91

\* cited by examiner

(21) Appl. No.: **29/583,296**  
(22) Filed: **Nov. 3, 2016**

*Primary Examiner* — Melody N Brown  
(74) *Attorney, Agent, or Firm* — Lucas & Mercanti, LLP;  
Klaus P. Stoffel

(30) **Foreign Application Priority Data**

May 4, 2016 (DE) ..... 40 2016 100 595

(51) **LOC (10) Cl.** ..... **12-08**

(52) **U.S. Cl.**  
USPC ..... **D12/91**

(58) **Field of Classification Search**  
USPC ..... D12/86, 90-92; D21/421, 433, 434;  
296/181.1, 181.5  
CPC ..... B62D 35/00; B62D 25/00; B62D 25/06;  
B62D 33/00  
See application file for complete search history.

(56) **References Cited**

**U.S. PATENT DOCUMENTS**

D620,394 S \* 7/2010 Bischoff ..... D12/91  
D620,840 S \* 8/2010 Bischoff ..... D12/91  
D626,885 S \* 11/2010 Bischoff ..... D12/91


(57) **CLAIM**


The ornamental design for a motor vehicle, as shown and described.

**DESCRIPTION**

FIG. 1 is a front, right side perspective view of the motor vehicle of the present invention;  
FIG. 2 is a front, left side perspective view thereof;  
FIG. 3 is a rear, right side perspective view thereof;  
FIG. 4 is a rear, left side perspective view thereof;  
FIG. 5 is a front view thereof;  
FIG. 6 is a rear view thereof;  
FIG. 7 is a right side view thereof;  
FIG. 8 is a left side view thereof; and,  
FIG. 9 is a top view thereof.

**1 Claim, 8 Drawing Sheets**





**Fig. 1**




Fig. 2



**Fig. 3**



Fig. 4




Fig. 5



Fig. 6




Fig. 7

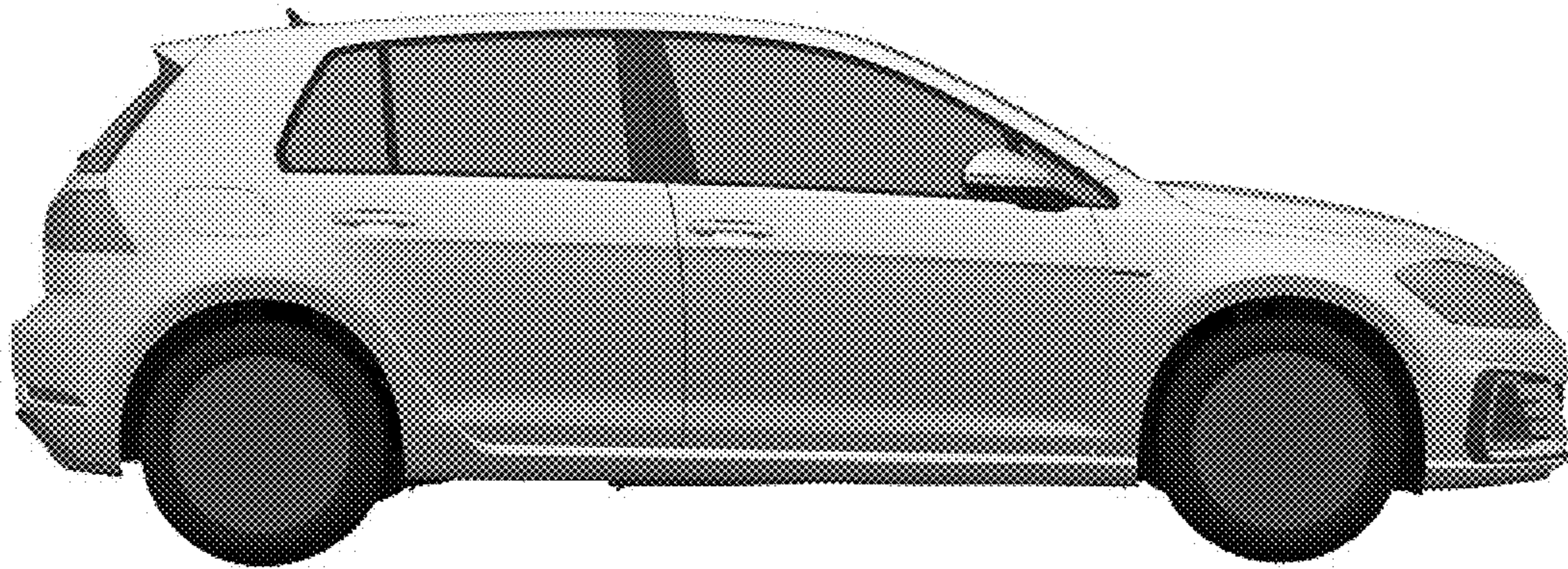


Fig. 8



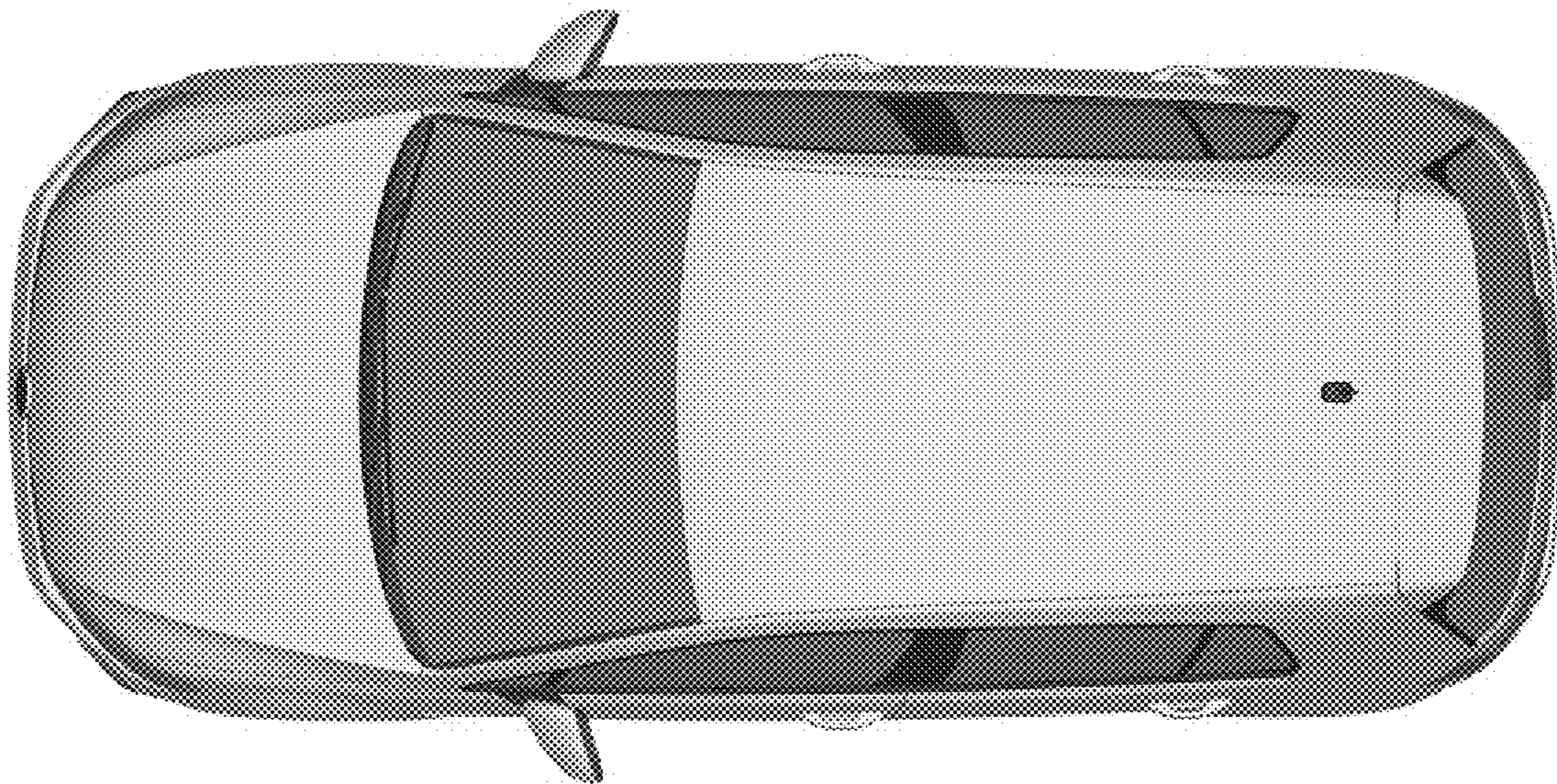


Fig. 9