



US00D801865S

(12) **United States Design Patent** (10) **Patent No.:** **US D801,865 S**
Bischoff et al. (45) **Date of Patent:** **** Nov. 7, 2017**

(54) MOTOR VEHICLE	D647,821 S * 11/2011 Bischoff D12/91
	D647,823 S * 11/2011 Okumoto D12/92
(71) Applicant: VOLKSWAGEN	D671,035 S * 11/2012 Bischoff D12/91
AKTIENGESELLSCHAFT,	D674,319 S * 1/2013 Doyle D12/92
Wolfsburg (DE)	D684,900 S * 6/2013 Doyle D12/92
	D690,231 S * 9/2013 Bischoff D12/91
(72) Inventors: Klaus Bischoff, Wolfsburg (DE); Björn	D700,870 S * 3/2014 Jevremovic D12/92
Hackbarth, Wolfsburg (DE)	D701,145 S * 3/2014 Bischoff D12/91
	D706,171 S * 6/2014 Bischoff D12/91
	D712,313 S * 9/2014 Bischoff D12/91
(73) Assignee: VOLKSWAGEN	D712,788 S * 9/2014 Bischoff D12/91
AKTIENGESELLSCHAFT,	D712,789 S * 9/2014 Bischoff D12/91
Wolfsburg (DE)	D714,686 S * 10/2014 Bischoff D12/91
	D719,064 S * 12/2014 Bischoff D12/91
	D733,003 S * 6/2015 Bischoff D12/91

(**) Term: **15 Years**

* cited by examiner

(21) Appl. No.: **29/583,292**

Primary Examiner — Melody N Brown

(22) Filed: **Nov. 3, 2016**

(74) *Attorney, Agent, or Firm* — Lucas & Mercanti, LLP;
Klaus P. Stoffel

(30) **Foreign Application Priority Data**

May 4, 2016 (DE) 40 2016 100 591

(51) **LOC (10) Cl.** **12-08**

(52) **U.S. Cl.**
USPC **D12/91**

(58) **Field of Classification Search**
USPC D12/86, 90-92; D21/421, 433, 434;
296/181.1, 181.5
CPC B62D 35/00; B62D 25/00; B62D 25/06;
B62D 33/00
See application file for complete search history.

(56) **References Cited**

U.S. PATENT DOCUMENTS

D620,394 S * 7/2010 Bischoff D12/91
D620,840 S * 8/2010 Bischoff D12/91
D626,885 S * 11/2010 Bischoff D12/91


(57) **CLAIM**

The ornamental design for a motor vehicle, as shown and described.

DESCRIPTION

FIG. 1 is a front, right side perspective view of the motor vehicle of the present invention;
FIG. 2 is a front, left side perspective view thereof;
FIG. 3 is a rear, right side perspective view thereof;
FIG. 4 is a rear, left side perspective view thereof;
FIG. 5 is a front view thereof;
FIG. 6 is a rear view thereof;
FIG. 7 is a right side view thereof;
FIG. 8 is a left side view thereof; and,
FIG. 9 is a top view thereof.

1 Claim, 8 Drawing Sheets






Fig. 1




Fig. 2




Fig. 3




Fig. 4




Fig. 5



Fig. 6




Fig. 7

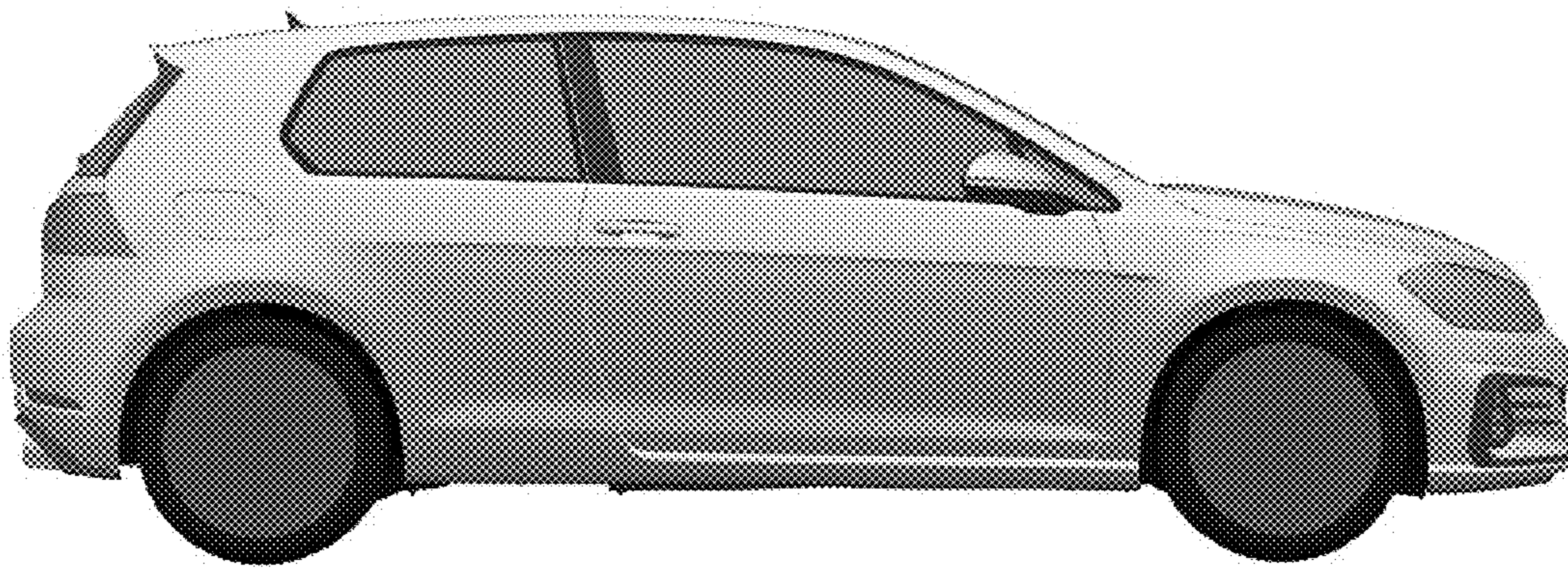


Fig. 8

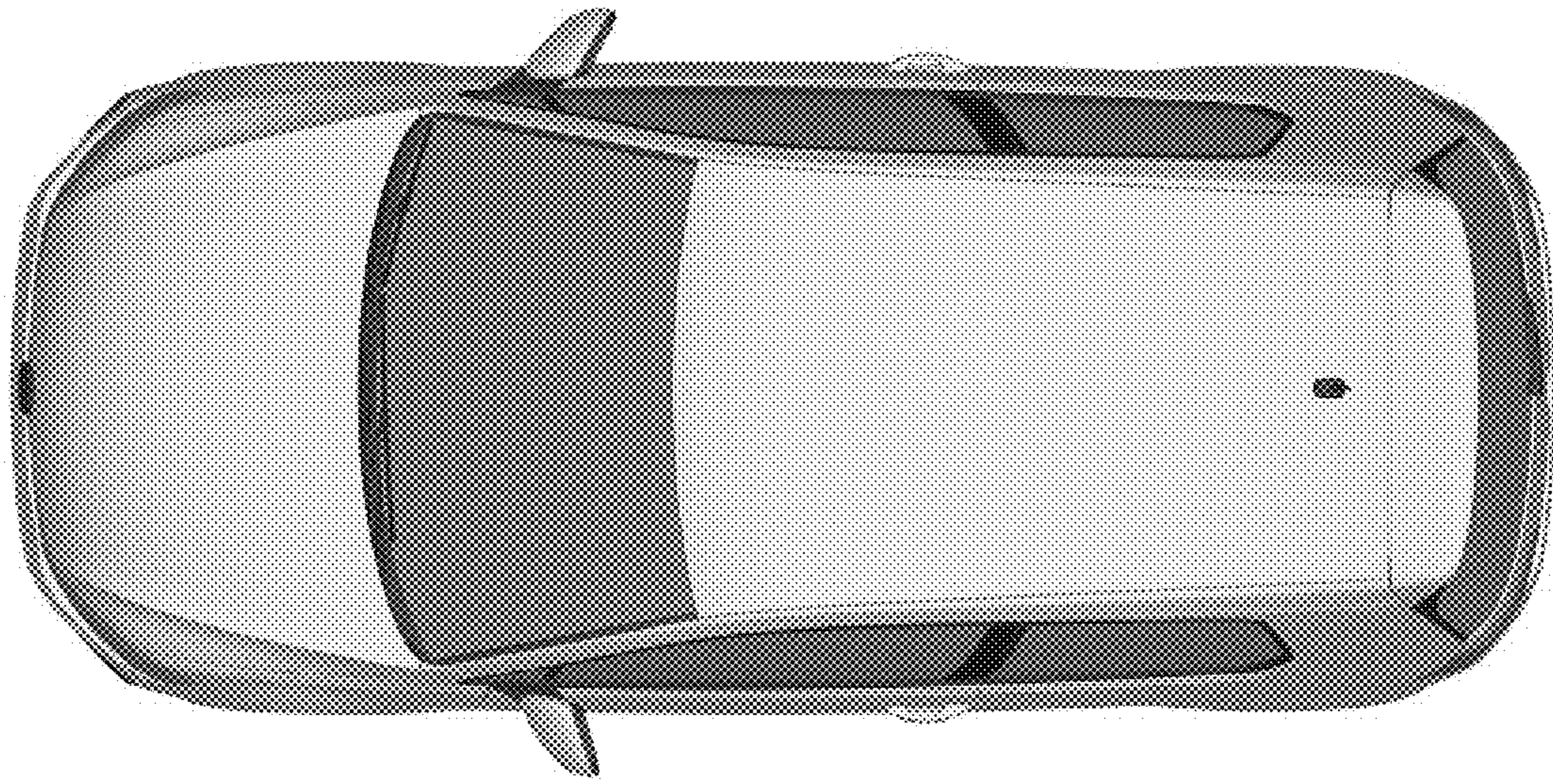


Fig. 9