



US00D801857S

(12) **United States Design Patent**  
**Kim et al.**

(10) **Patent No.:** **US D801,857 S**

(45) **Date of Patent:** **\*\* Nov. 7, 2017**

(54) **CAR, TOY CAR REPLICA AND/OR OTHER REPLICA**

(71) Applicant: **Faraday & Future Inc.**, Gardena, CA (US)

(72) Inventors: **Richard S. Kim**, Los Angeles, CA (US); **Page Brullau Beermann**, Los Angeles, CA (US); **Nicholas Max Gronenthal**, Los Angeles, CA (US); **Hanbin Youn**, Los Angeles, CA (US)

(73) Assignee: **FARADAY & FUTURE INC.**, Gardena, CA (US)

(\*\*) Term: **15 Years**

(21) Appl. No.: **29/550,119**

(22) Filed: **Dec. 30, 2015**

(51) **LOC (10) Cl.** ..... **12-08**

(52) **U.S. Cl.**  
USPC ..... **D12/88**

(58) **Field of Classification Search**  
USPC ..... D12/86, 90-92, 88; D21/421, 433, 434; 296/181.1, 181.5  
CPC ..... B62D 35/00; B62D 25/00; B62D 25/06; B62D 33/00  
See application file for complete search history.

(56) **References Cited**

**U.S. PATENT DOCUMENTS**

D469,387 S \* 1/2003 Ramaciotti ..... D12/88  
D491,843 S \* 6/2004 Giugiaro ..... D12/88

D550,124 S \* 9/2007 Agullo Spottorno ..... D12/88  
D550,126 S \* 9/2007 Amprimo ..... D12/88  
D710,259 S \* 8/2014 Baccino ..... D12/92  
D715,690 S \* 10/2014 Perini ..... D12/88  
D718,667 S \* 12/2014 Manzoni ..... D12/92  
D734,212 S \* 7/2015 Stephenson ..... D12/92  
D734,213 S \* 7/2015 Stephenson ..... D12/92  
D739,789 S \* 9/2015 Payne ..... D12/92  
D741,753 S \* 10/2015 Perini ..... D12/92  
D753,548 S \* 4/2016 Gilles ..... D12/88  
D753,549 S \* 4/2016 Manzoni ..... D12/88  
D785,503 S \* 5/2017 Qu ..... D12/88  
D788,642 S \* 6/2017 Manzoni ..... D12/88

\* cited by examiner

*Primary Examiner* — Melody N Brown

(74) *Attorney, Agent, or Firm* — Knobbe, Martens, Olson & Bear LLP


(57) **CLAIM**

The ornamental design for a car, toy car replica and/or other replica, as shown and described.

**DESCRIPTION**

FIG. 1 is a top, front and right side perspective view of a car, toy car replica and/or other replica showing my new design; FIG. 2 is a top plan view thereof; FIG. 3 is a right side elevational view thereof; FIG. 4 is a front elevational view thereof; FIG. 5 is a rear elevational view thereof; and, FIG. 6 is a top, rear and right side perspective view thereof. The broken lines in the drawings depict environmental structure and form no part of the claimed design.

**1 Claim, 5 Drawing Sheets**



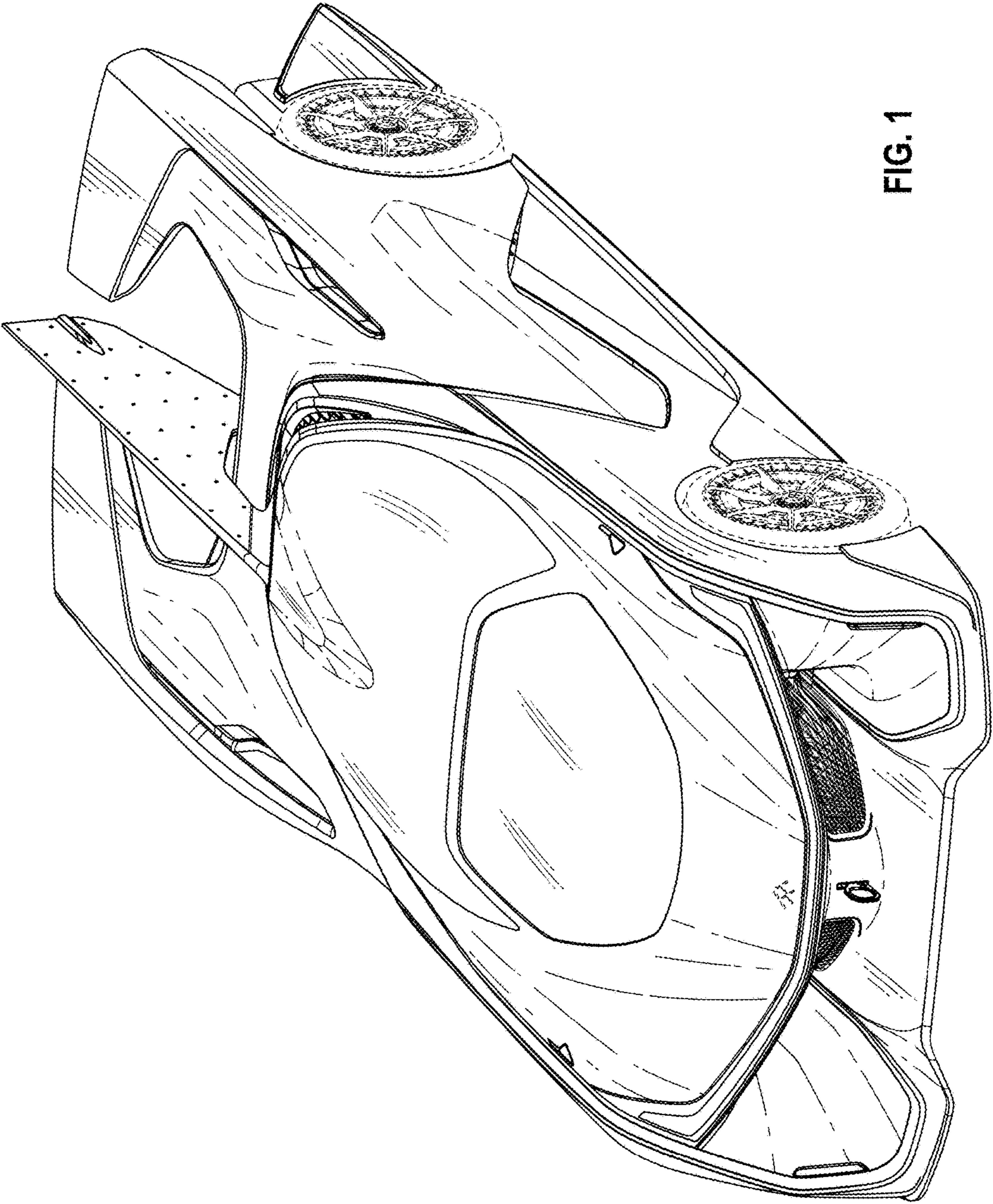


FIG. 1






FIG. 2



FIG. 3

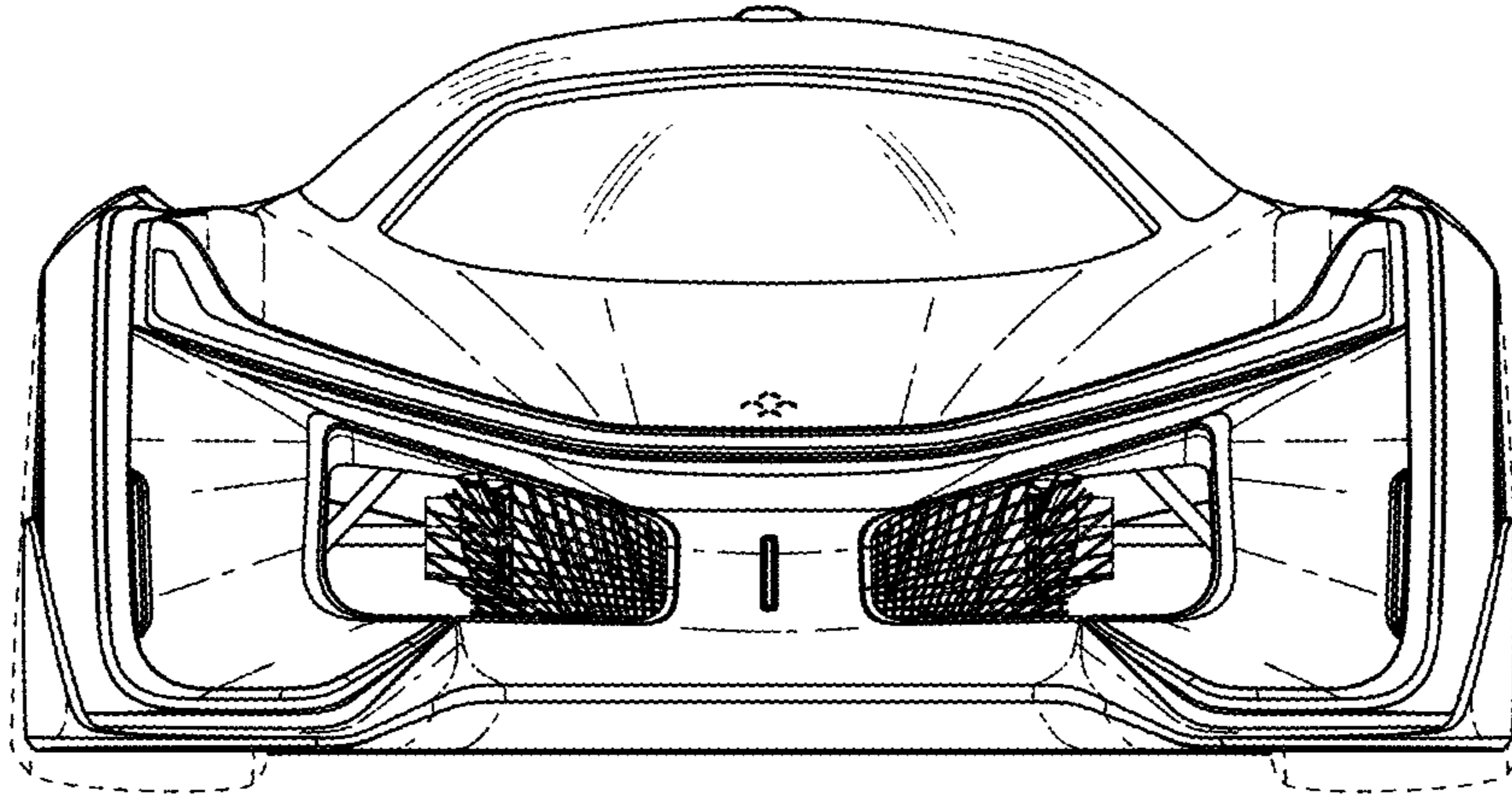


FIG. 4

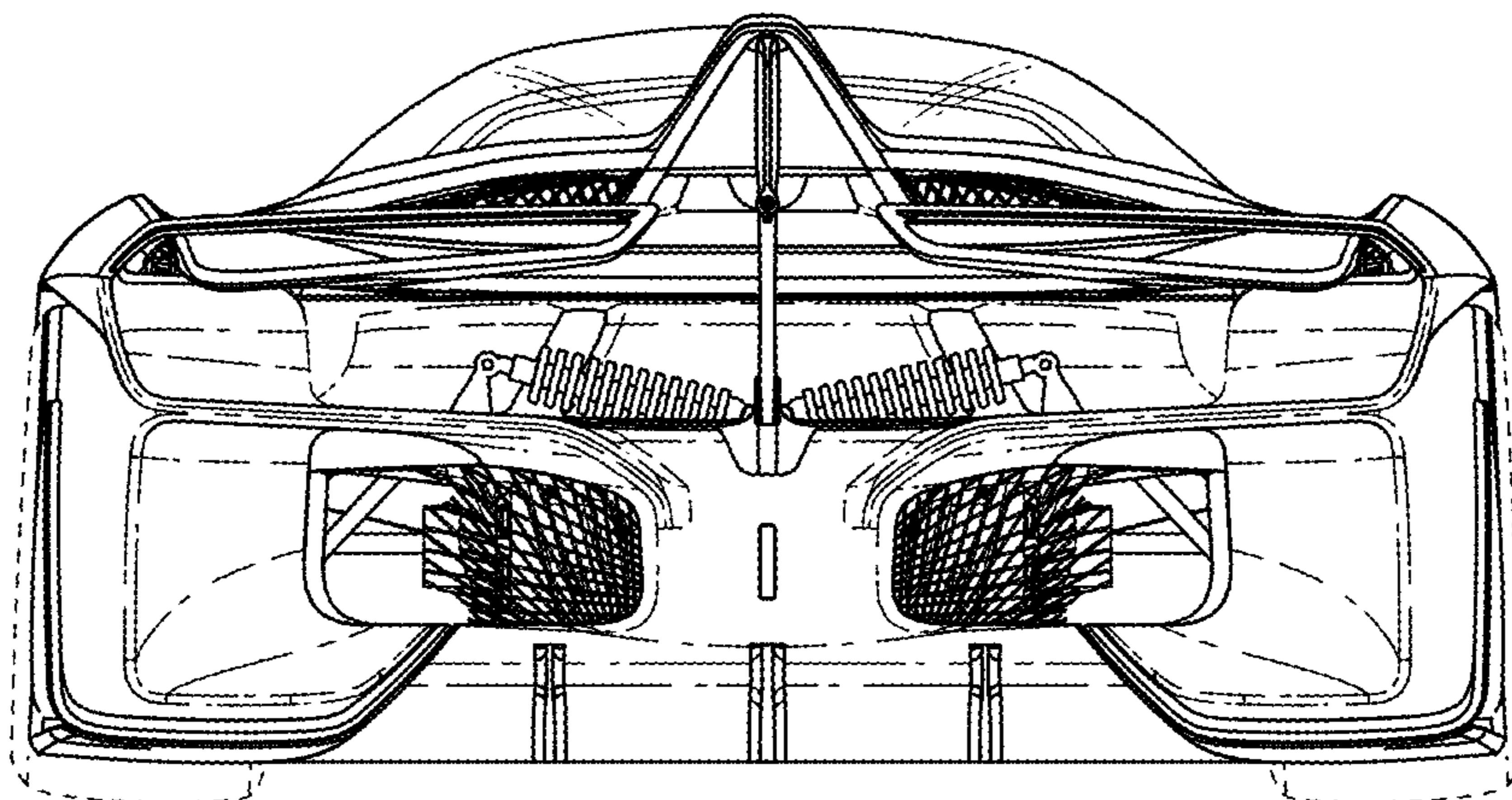


FIG. 5



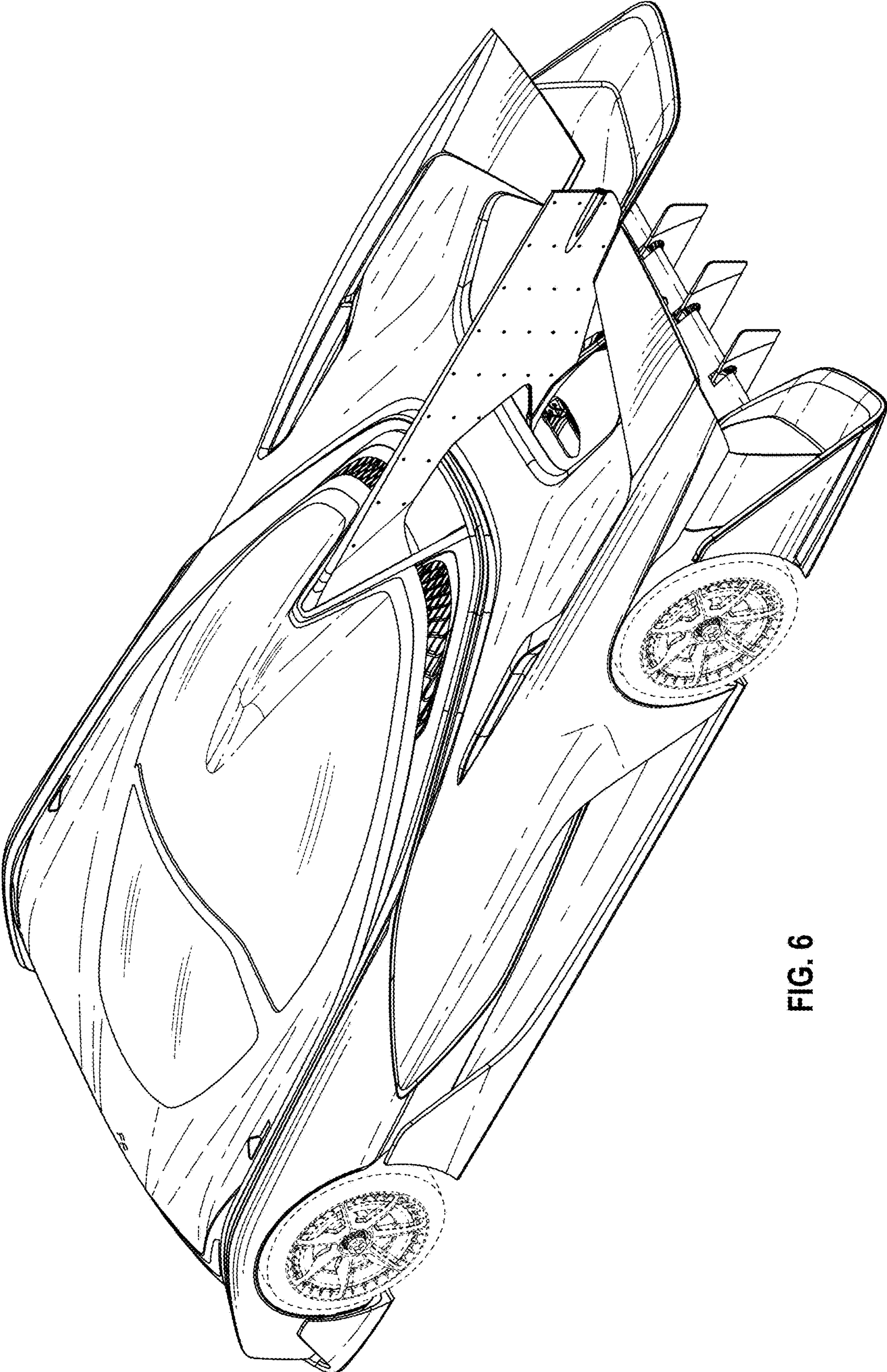


FIG. 6