



US00D801824S

(12) **United States Design Patent** (10) **Patent No.:** **US D801,824 S**
Marotti et al. (45) **Date of Patent:** **** Nov. 7, 2017**

(54) **CONTAINER WITH COLOR GRADATION**

(71) Applicants: **Martin Jay Marotti**, Carmel, IN (US);
Juan Carlos Vinseiro, Mason, OH (US)

(72) Inventors: **Martin Jay Marotti**, Carmel, IN (US);
Juan Carlos Vinseiro, Mason, OH (US)

(73) Assignee: **The Procter & Gamble Company**, Cincinnati, OH (US)

(**) Term: **14 Years**

(21) Appl. No.: **29/487,067**

(22) Filed: **Apr. 4, 2014**

(51) **LOC (10) Cl.** **09-01**

(52) **U.S. Cl.**
USPC **D9/575**

(58) **Field of Classification Search**
USPC D9/516, 521-522, 529-530, 537-544,
D9/552, 561, 565, 574-575, 682,
(Continued)

(56) **References Cited**

U.S. PATENT DOCUMENTS

D405,700 S * 2/1999 Chae D9/573 X
D430,805 S * 9/2000 Jentgen D9/544
(Continued)

Primary Examiner — Sheryl Lane

Assistant Examiner — Calvin E Vansant

(74) *Attorney, Agent, or Firm* — Alexandra S. Anoff

(57) **CLAIM**

The ornamental design for a container with color gradation, as shown and described.

DESCRIPTION

FIG. 1 is a top, front, right side perspective view of a first embodiment of a container with color gradation, shown in

gray scale, wherein the gradation of the bottle color is represented by stipple shading from an upper portion to a lower portion of the container;

FIG. 2 is a front elevation view thereof;

FIG. 3 is a rear elevation view thereof;

FIG. 4 is a left side elevation view thereof;

FIG. 5 is a right side elevation view thereof;

FIG. 6 is a top plan view thereof; and

FIG. 7 is a bottom view thereof.

FIG. 8 is a top, front, right side perspective view of Embodiment 2 of container with color gradation, embodying the new design shown in gray scale, wherein the gradation of color is represented by stippling from a lower portion to an upper portion of the container;

FIG. 9 is a front elevation view thereof;

FIG. 10 is a rear elevation view thereof;

FIG. 11 is a left side elevation view thereof;

FIG. 12 is a right side elevation view thereof;

FIG. 13 is a top plan view thereof; and

FIG. 14 is a bottom view thereof.

FIG. 15 is a top, front, right side perspective view of Embodiment 3 of container with color gradation, embodying the new design shown in gray scale, wherein the gradation of color is represented by stippling from a left side portion to a right side portion of the container;

FIG. 16 is a front elevation view thereof;

FIG. 17 is a rear elevation view thereof;

FIG. 18 is a left side elevation view thereof;

FIG. 19 is a right side elevation view thereof;

FIG. 20 is a top plan view thereof; and

FIG. 21 is a bottom view thereof.

FIG. 22 is a top, front, right side perspective view of Embodiment 4 of container with color gradation, embodying the new design shown in gray scale, wherein the gradation of color is represented by stippling from a right side portion to a left side portion of the container;

FIG. 23 is a front elevation view thereof;

FIG. 24 is a rear elevation view thereof;

FIG. 25 is a left side elevation view thereof;

FIG. 26 is a right side elevation view thereof;

FIG. 27 is a top plan view thereof; and

FIG. 28 is a bottom view thereof.

(Continued)




FIG. 29 is a top, front, right side perspective view of Embodiment 5 of container with color gradation, embodying the new design shown in gray scale, wherein the gradation of color is represented by stippling from an upper left portion to a lower right portion of the container;
 FIG. 30 is a front elevation view thereof;
 FIG. 31 is a rear elevation view thereof;
 FIG. 32 is a left side elevation view thereof;
 FIG. 33 is a right side elevation view thereof;
 FIG. 34 is a top plan view thereof; and
 FIG. 35 is a bottom view thereof.
 FIG. 36 is a top, front, right side perspective view of Embodiment 6 of container with color gradation, embodying the new design shown in gray scale, wherein the gradation of color is represented by stippling from an upper right portion to a lower left portion of the container;
 FIG. 37 is a front elevation view thereof;
 FIG. 38 is a rear elevation view thereof;
 FIG. 39 is a left side elevation view thereof;
 FIG. 40 is a right side elevation view thereof;
 FIG. 41 is a top plan view thereof; and,
 FIG. 42 is a bottom view thereof.
 The broken lines shown in the drawings are included for the purpose of illustrating portions of the container with color gradation that form no part of the claimed design. FIGS. 1-42 are lined for contrasting colors in accordance with MPEP § 608.02.

1 Claim, 24 Drawing Sheets

(58) **Field of Classification Search**

USPC D9/686-687, 693-694; 215/382-384;
 220/660, 669, 675

See application file for complete search history.

(56) **References Cited**

U.S. PATENT DOCUMENTS

D531,050	S	*	10/2006	Brandt	D9/565	X
D562,139	S	*	2/2008	Crabtree	D9/575	X
D569,730	S	*	5/2008	Crabtree	D9/522	
D575,166	S	*	8/2008	Miller	D9/682	
D587,127	S	*	2/2009	Moreira	D9/559	
D589,810	S	*	4/2009	van der Krogt	D9/552	X
D601,425	S	*	10/2009	Miller	D9/529	X
D604,164	S	*	11/2009	Miller	D9/521	
D611,833	S	*	3/2010	Taylor	D9/503	
D623,527	S	*	9/2010	Wykoff	D9/575	X
D632,577	S	*	2/2011	Drake	D9/521	
D632,585	S	*	2/2011	Jebb	D9/682	
D632,970	S	*	2/2011	Drake	D9/558	
D641,633	S	*	7/2011	Carnduff	D9/449	
D646,170	S	*	10/2011	Carnduff	D9/449	
D659,008	S	*	5/2012	Gately	D9/447	
D705,661	S	*	5/2014	Marotti	D9/522	
D712,747	S	*	9/2014	Marotti	D9/542	
D720,993	S	*	1/2015	Marotti	D9/571	
D723,930	S	*	3/2015	Brewer	D9/529	
D728,373	S	*	5/2015	Marotti	D9/542	
D741,192	S	*	10/2015	Snyder	D9/561	

* cited by examiner




Fig. 1




Fig. 2




Fig. 3




Fig. 4




Fig. 5

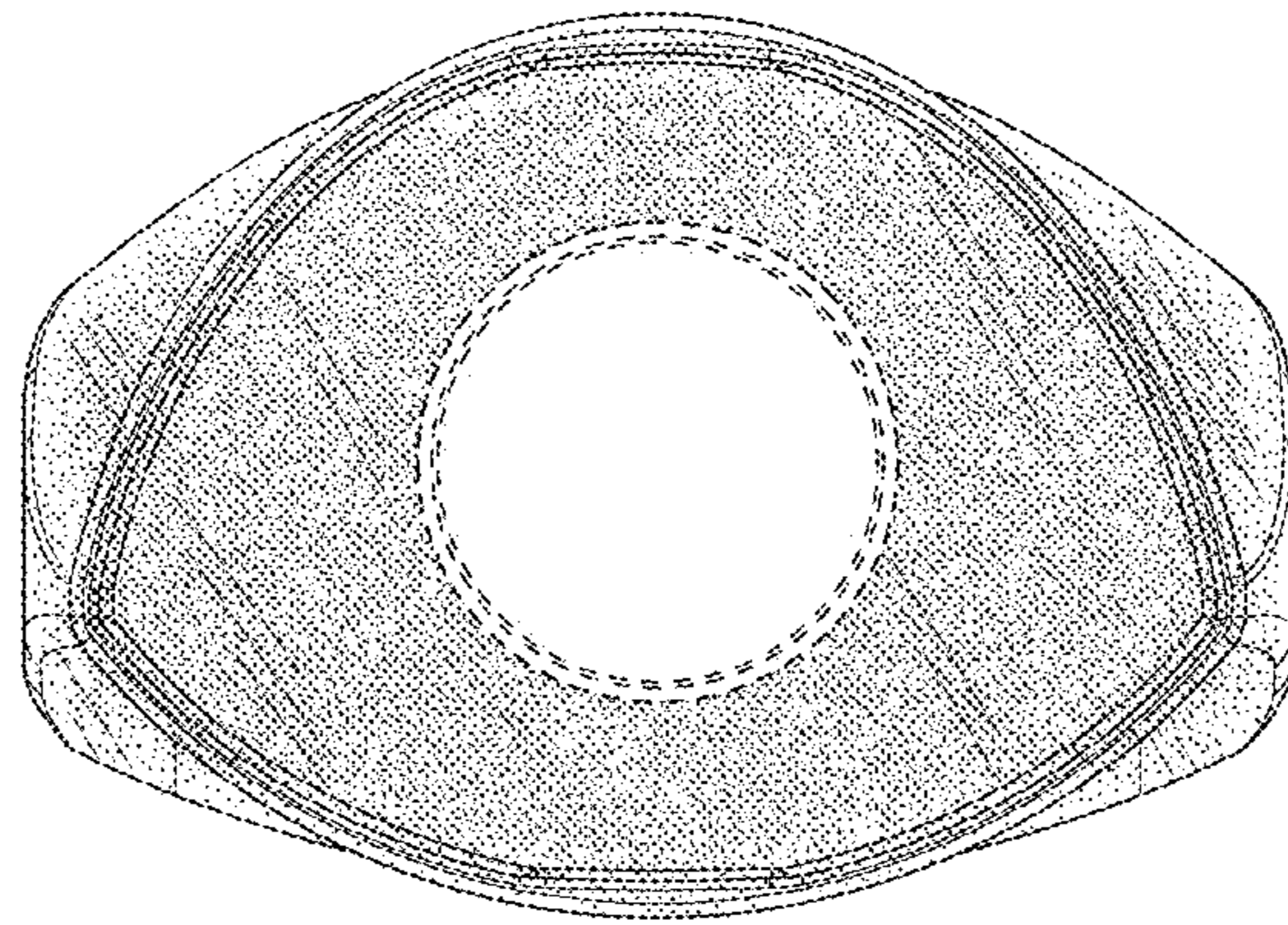


Fig. 6

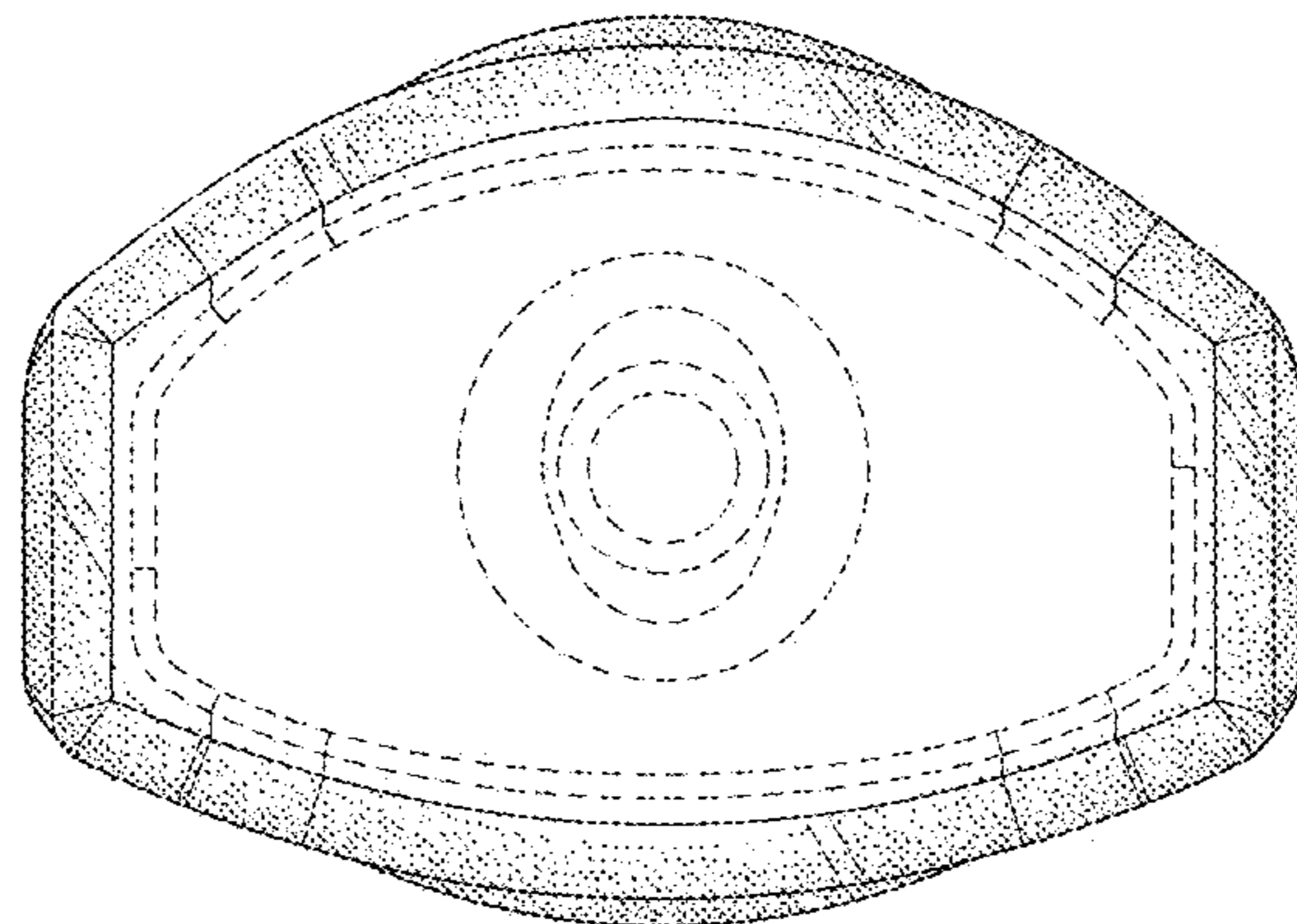


Fig. 7




Fig. 8




Fig. 9



Fig. 10




Fig. 11




Fig. 12

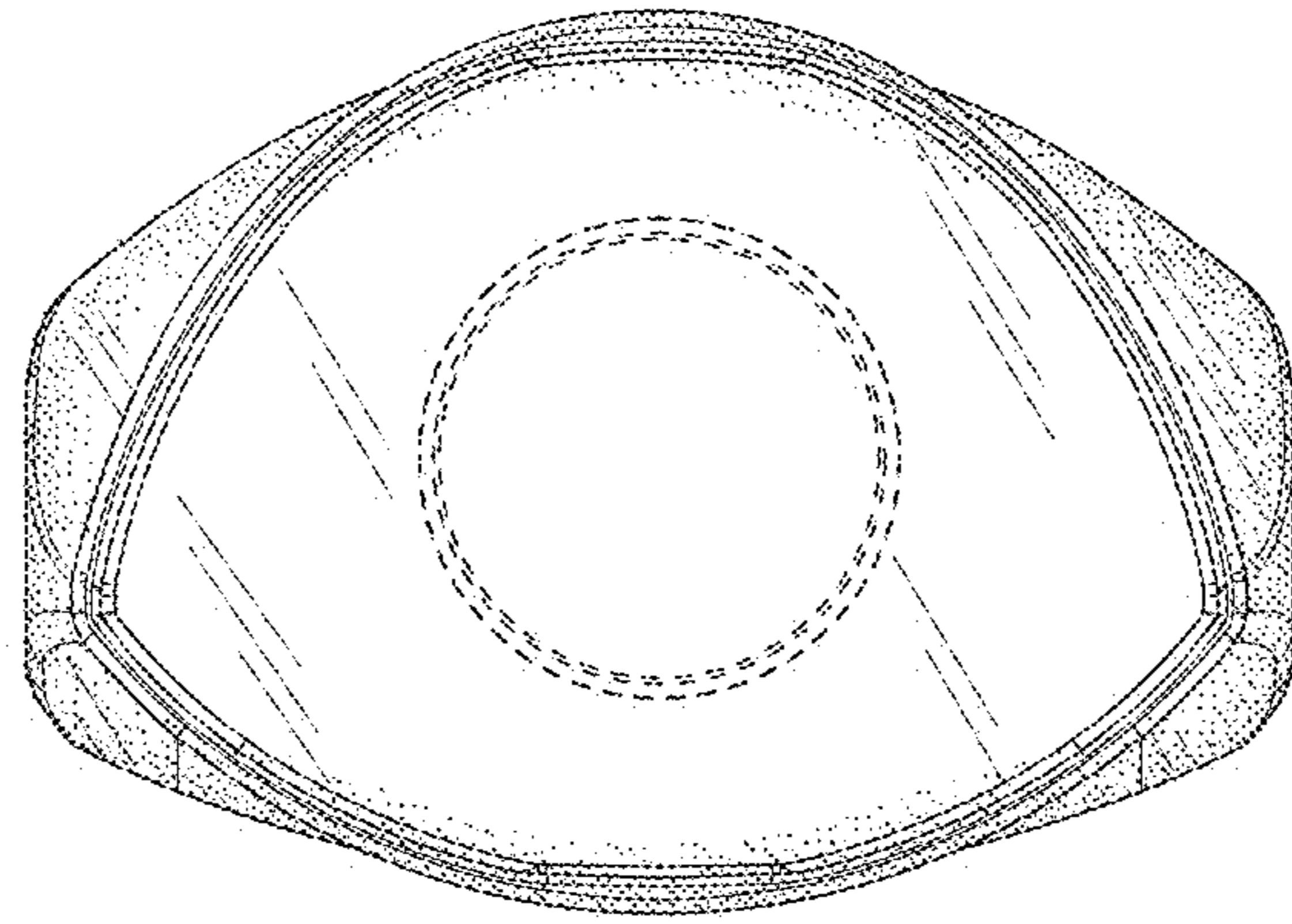


Fig. 13

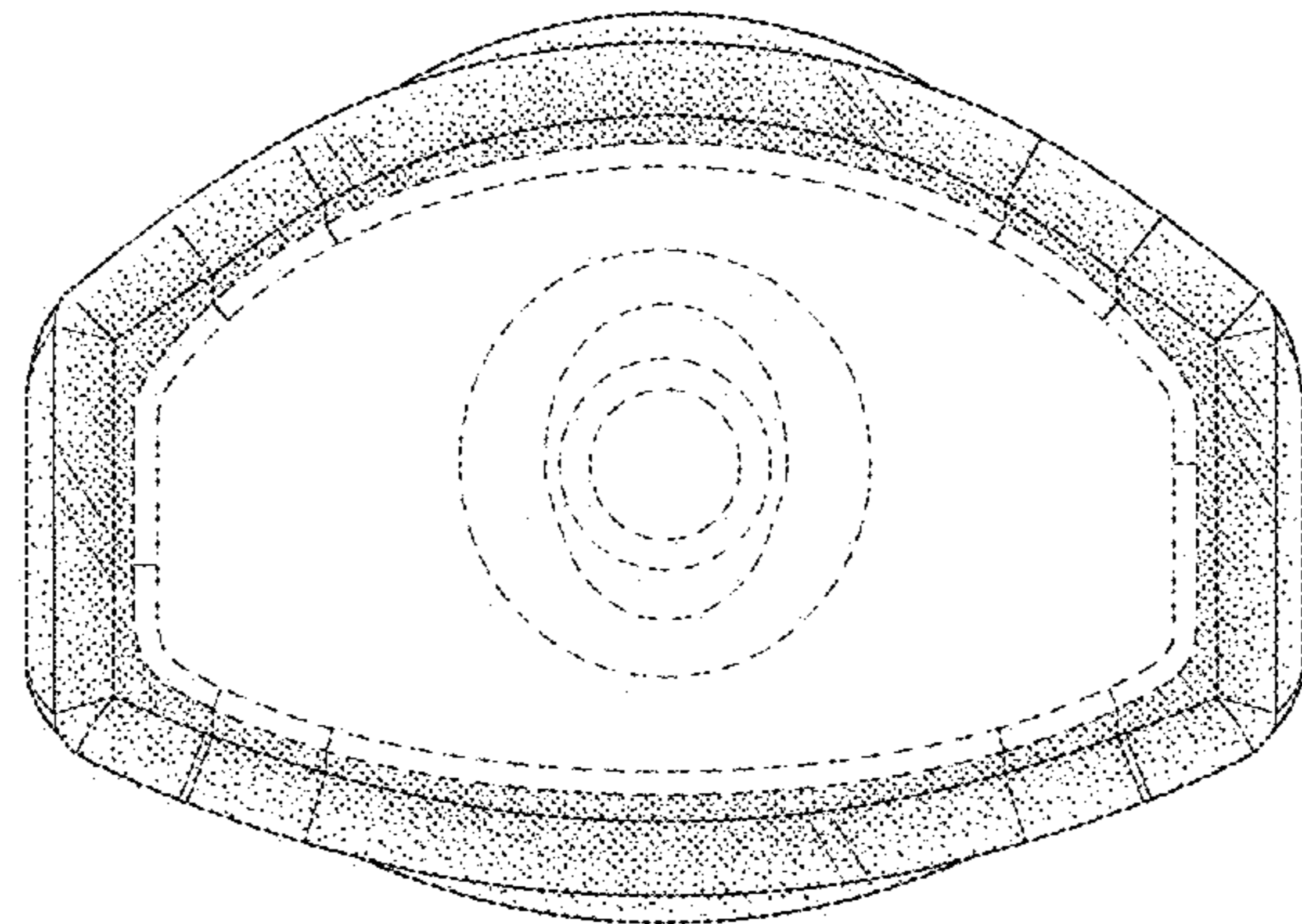


Fig. 14




Fig. 15




Fig. 16




Fig. 17




Fig. 18

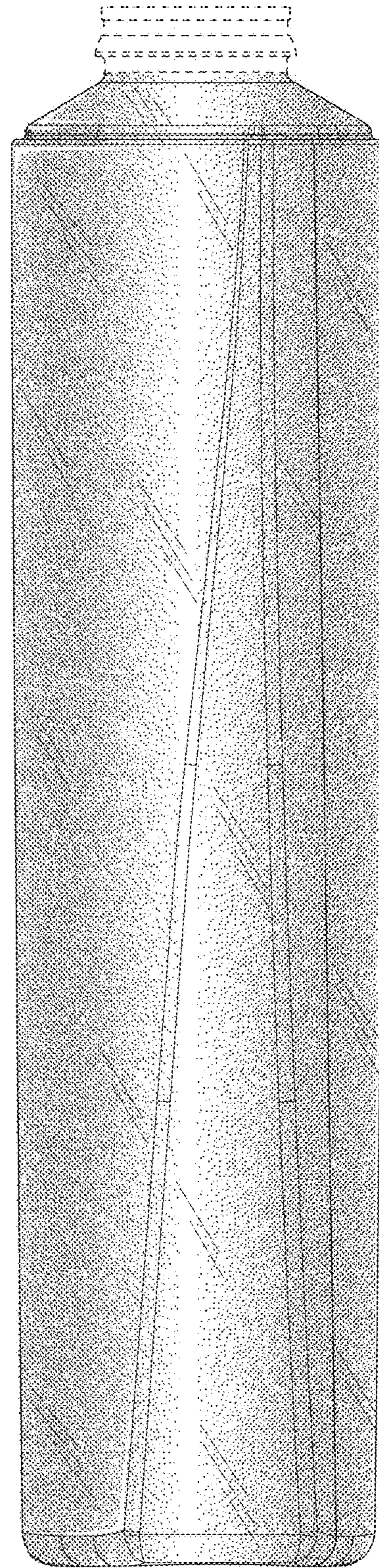


Fig. 19

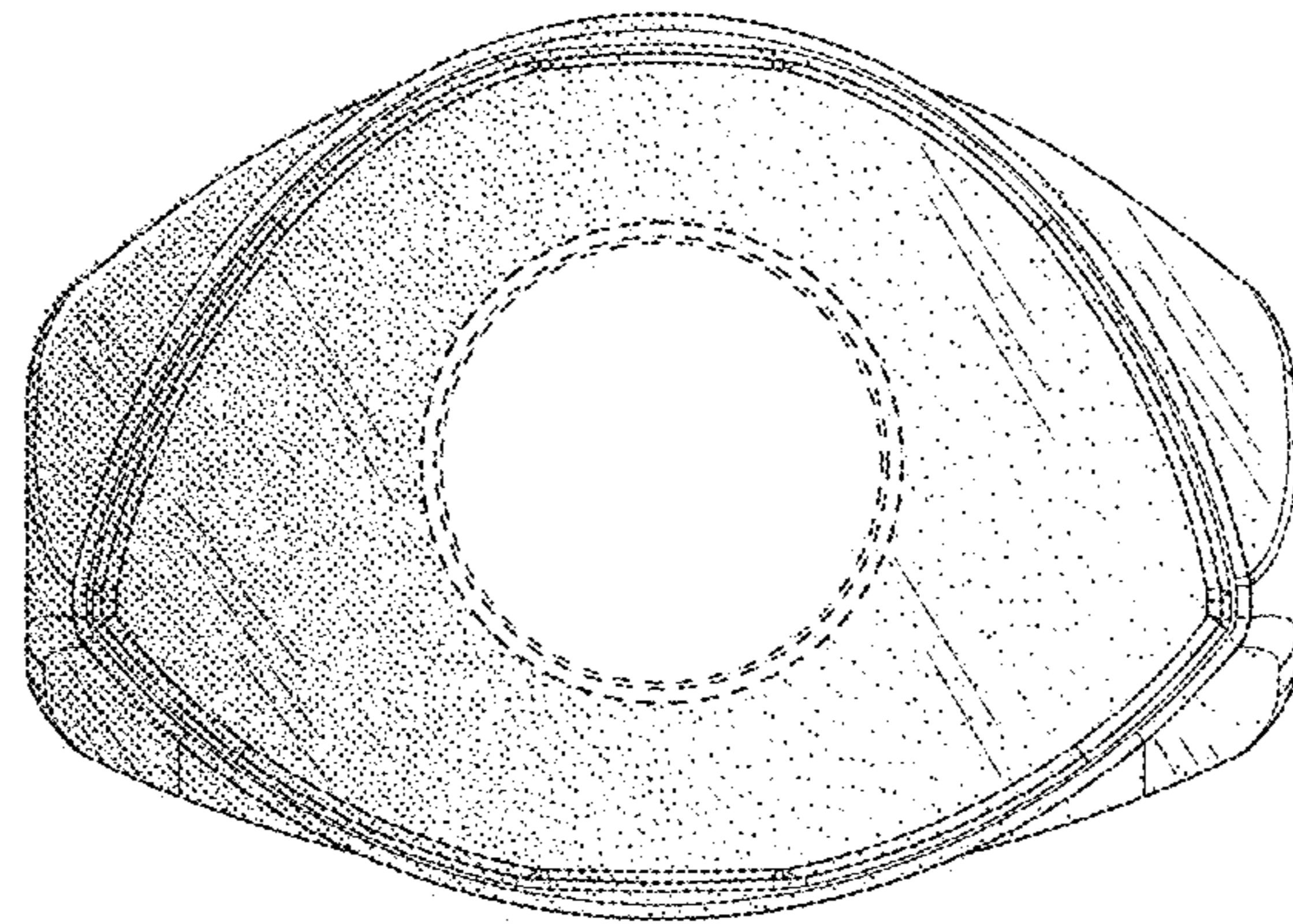


Fig. 20

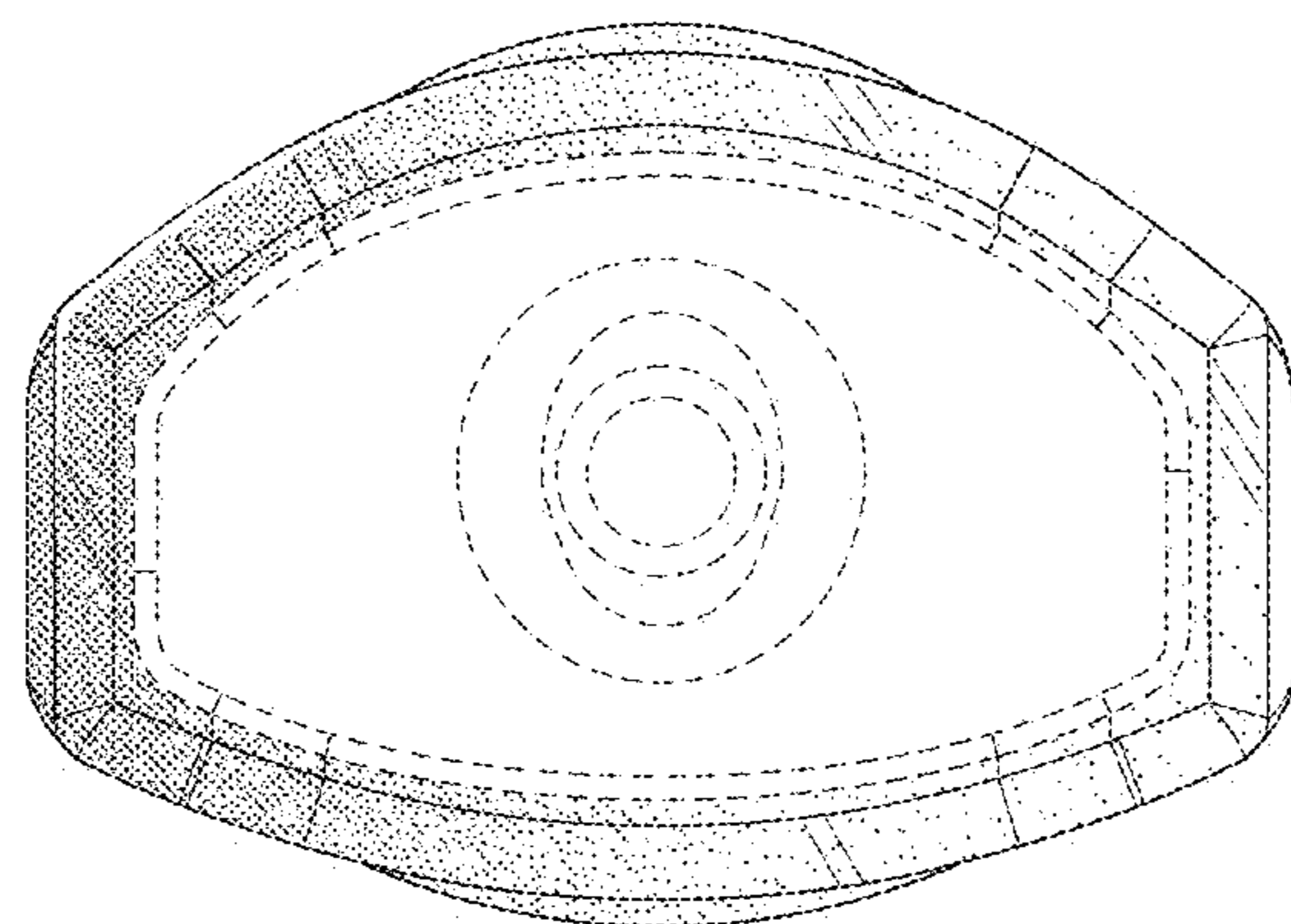


Fig. 21

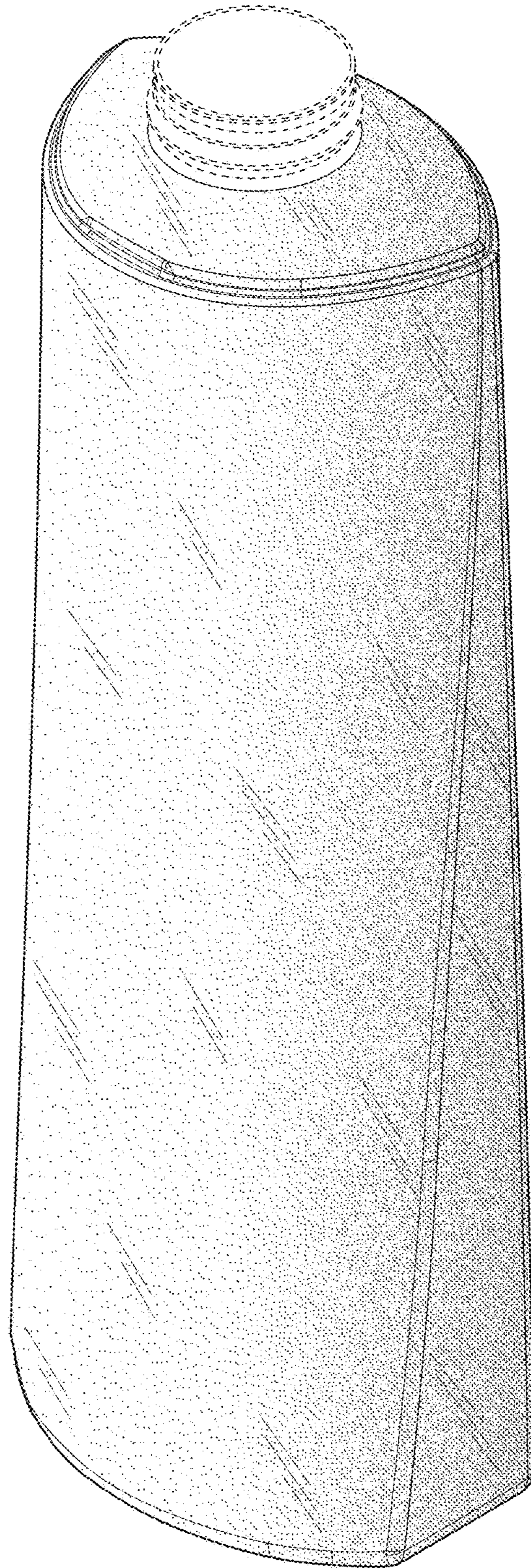


Fig. 22




Fig. 23




Fig. 24




Fig. 25



Fig. 26

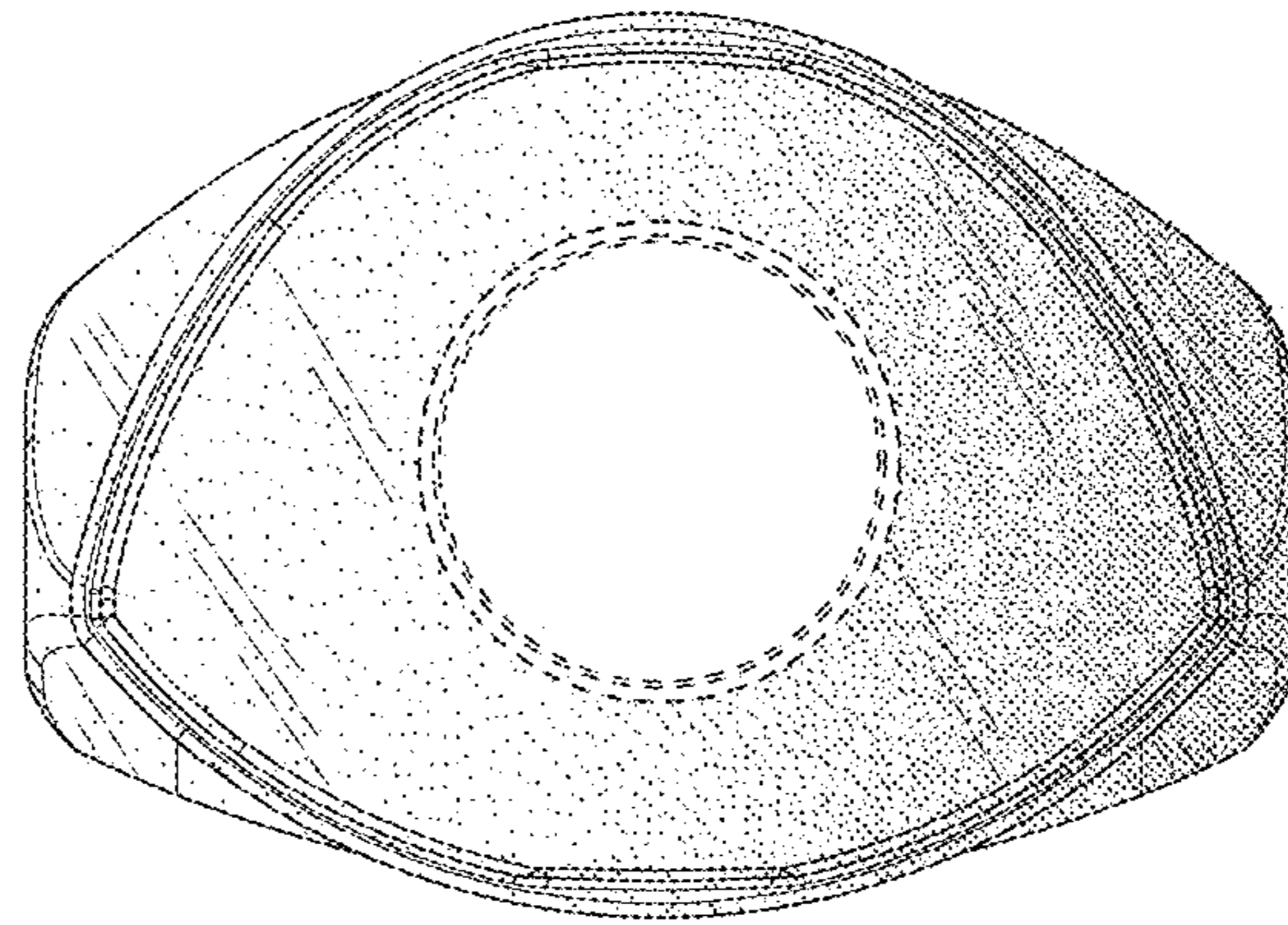


Fig. 27

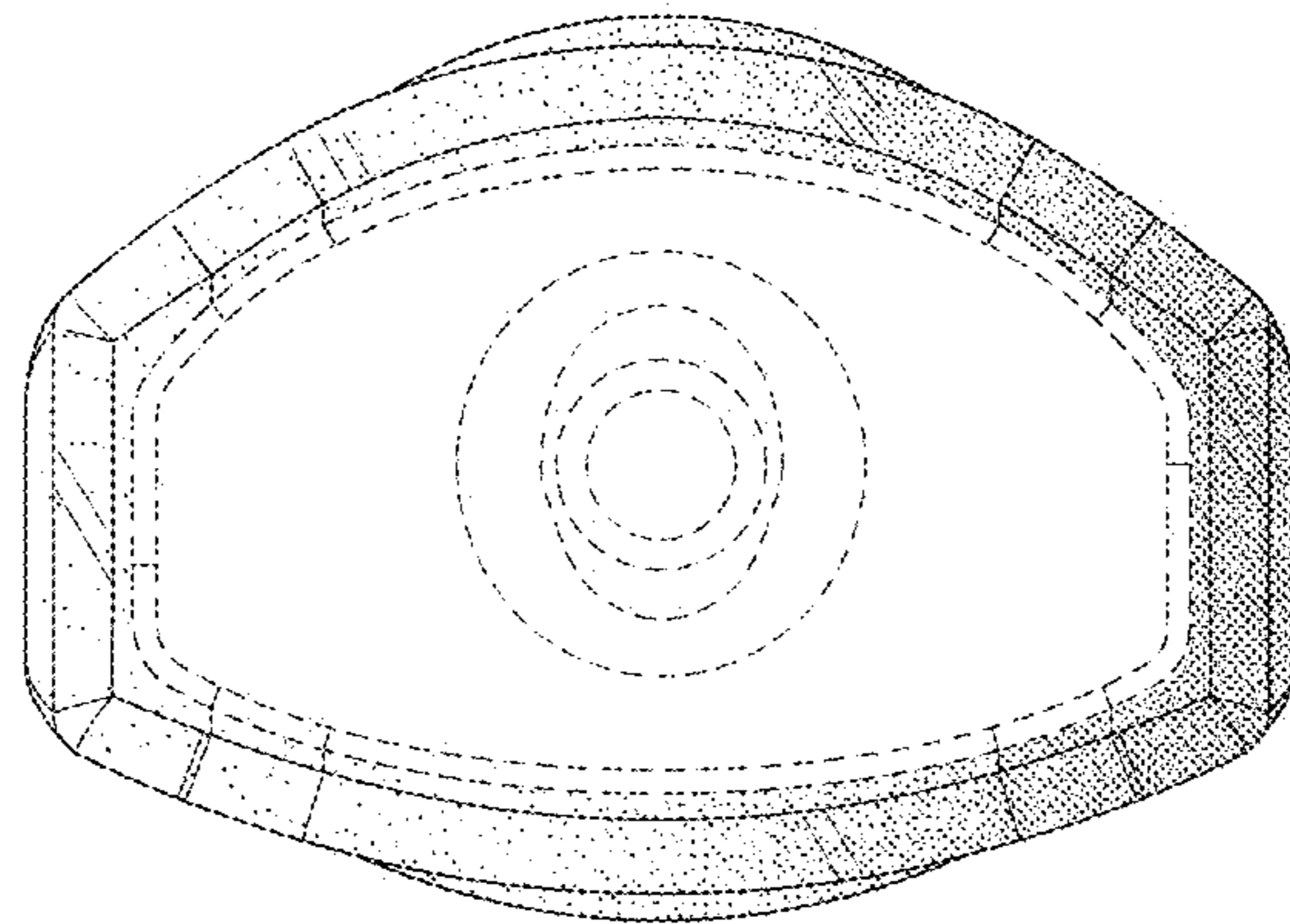


Fig. 28




Fig. 29



Fig. 30




Fig. 31




Fig. 32

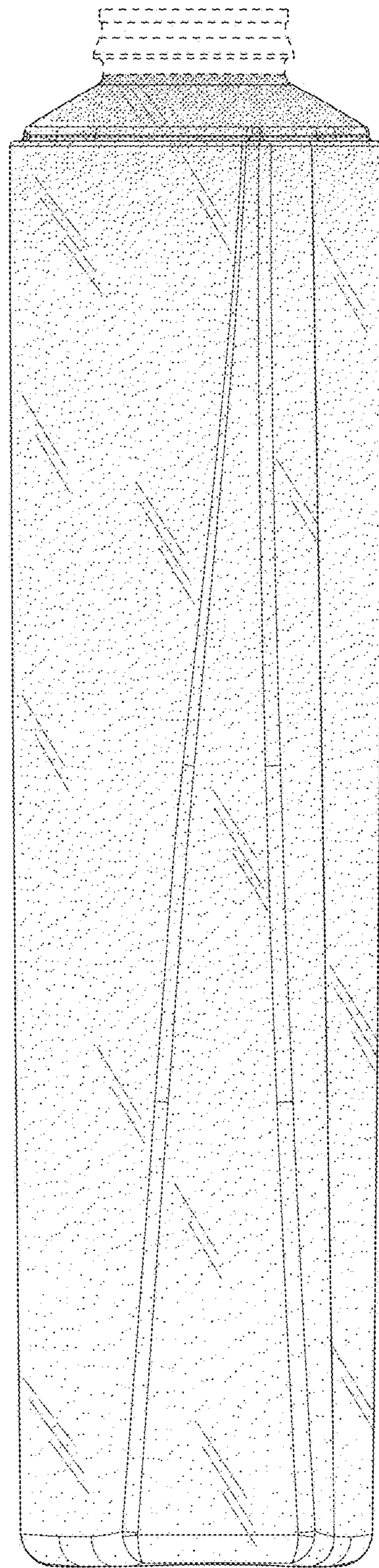


Fig. 33

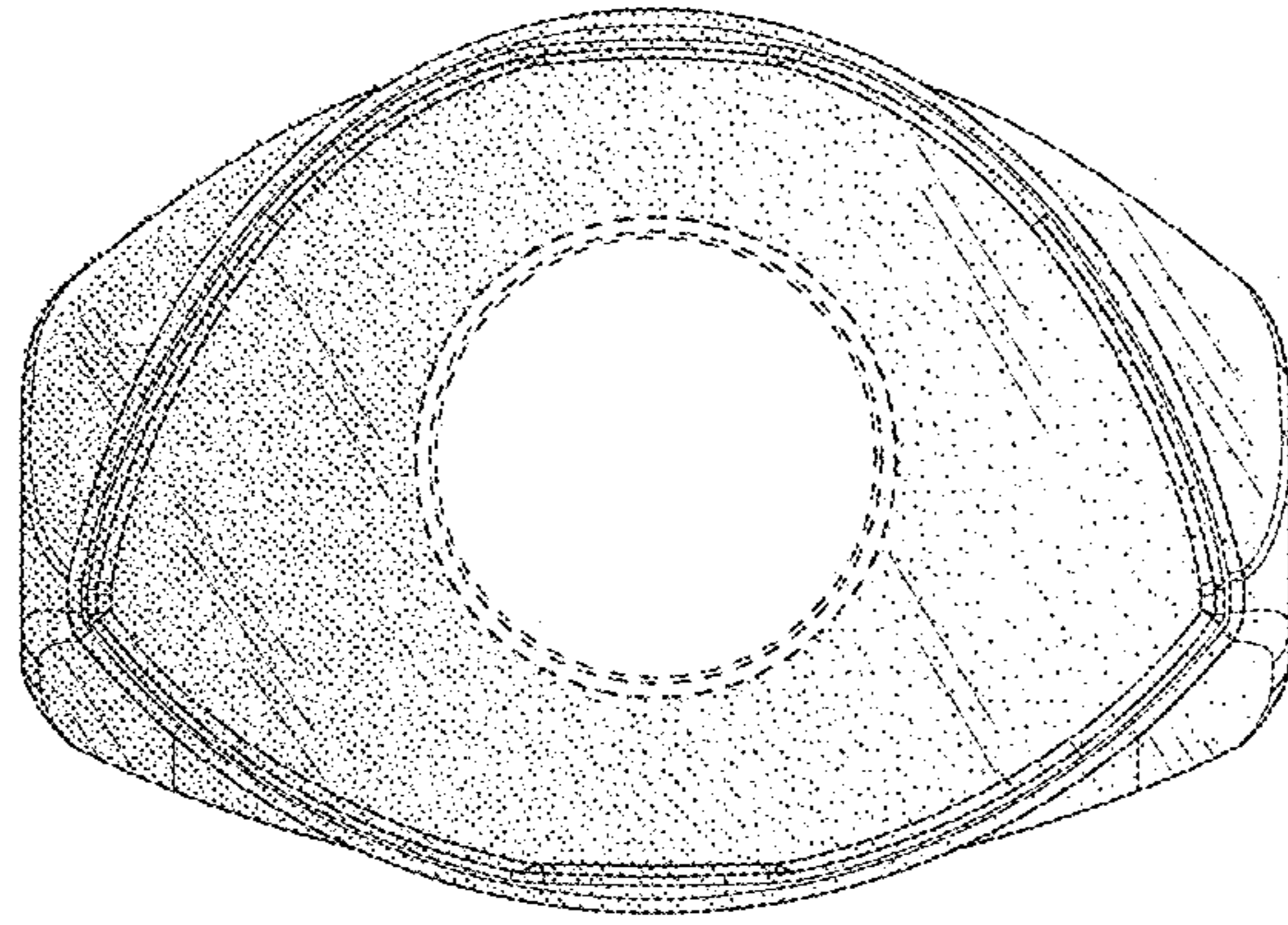


Fig. 34

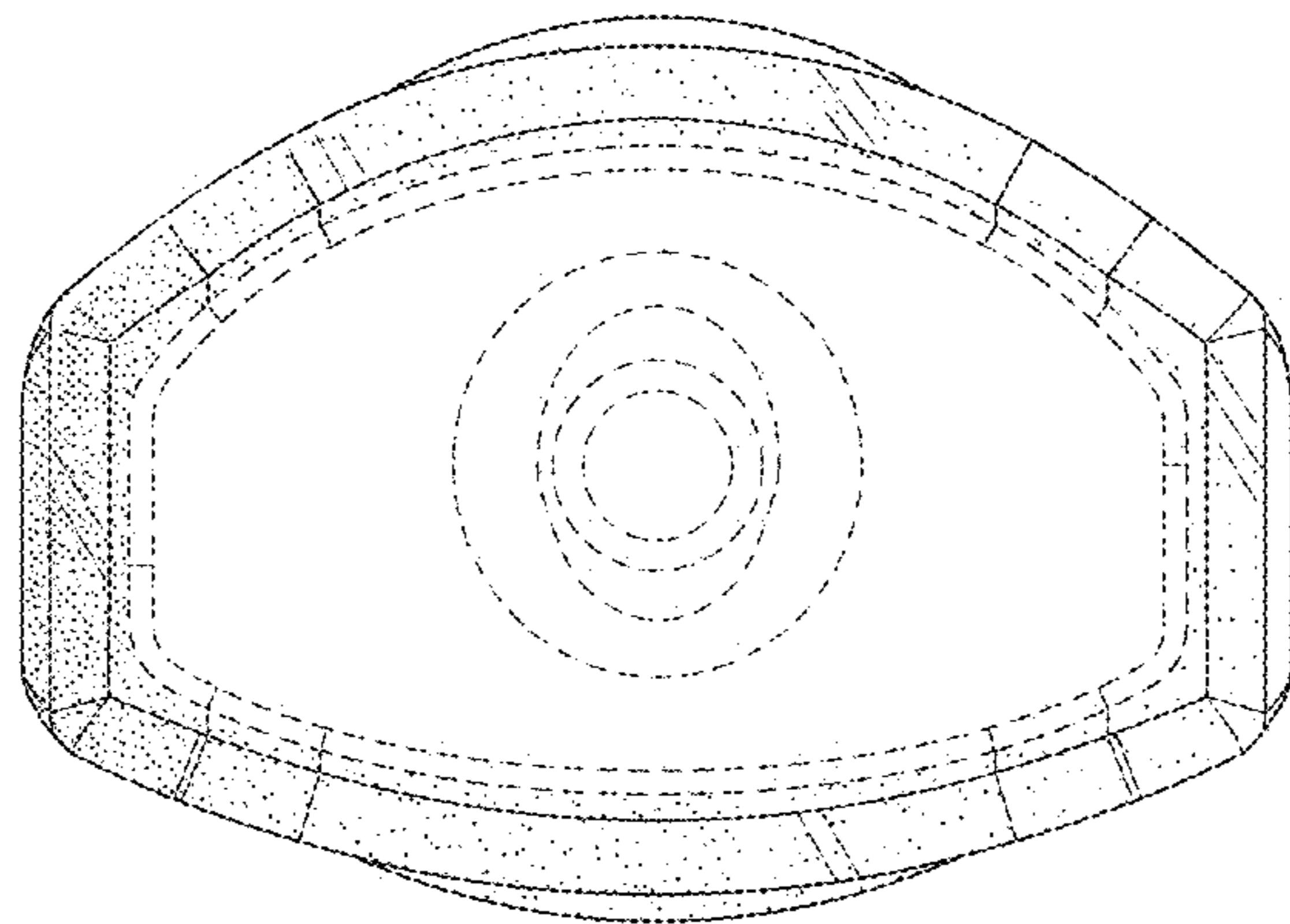


Fig. 35




Fig. 36




Fig. 37




Fig. 38

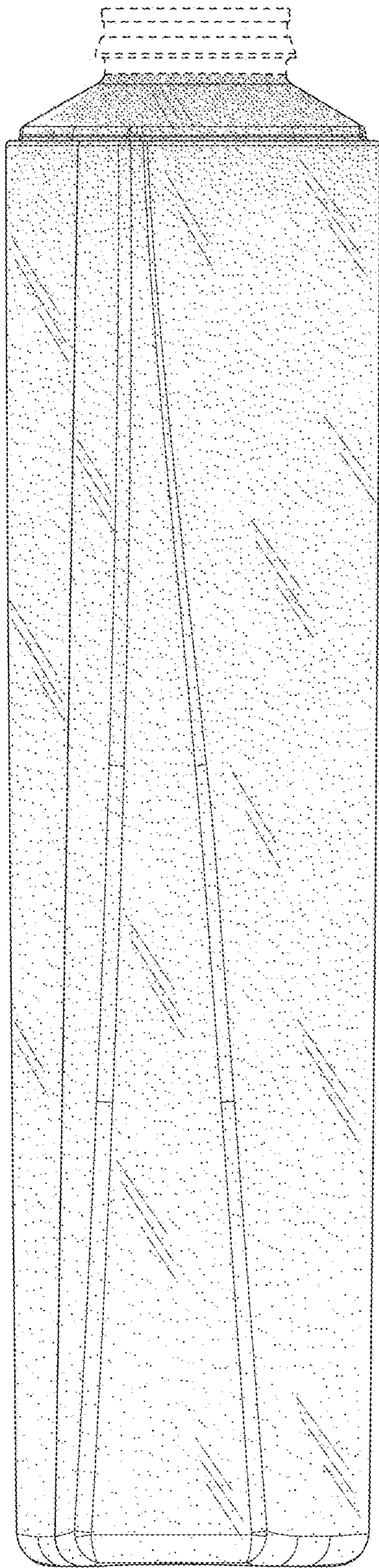


Fig. 39




Fig. 40

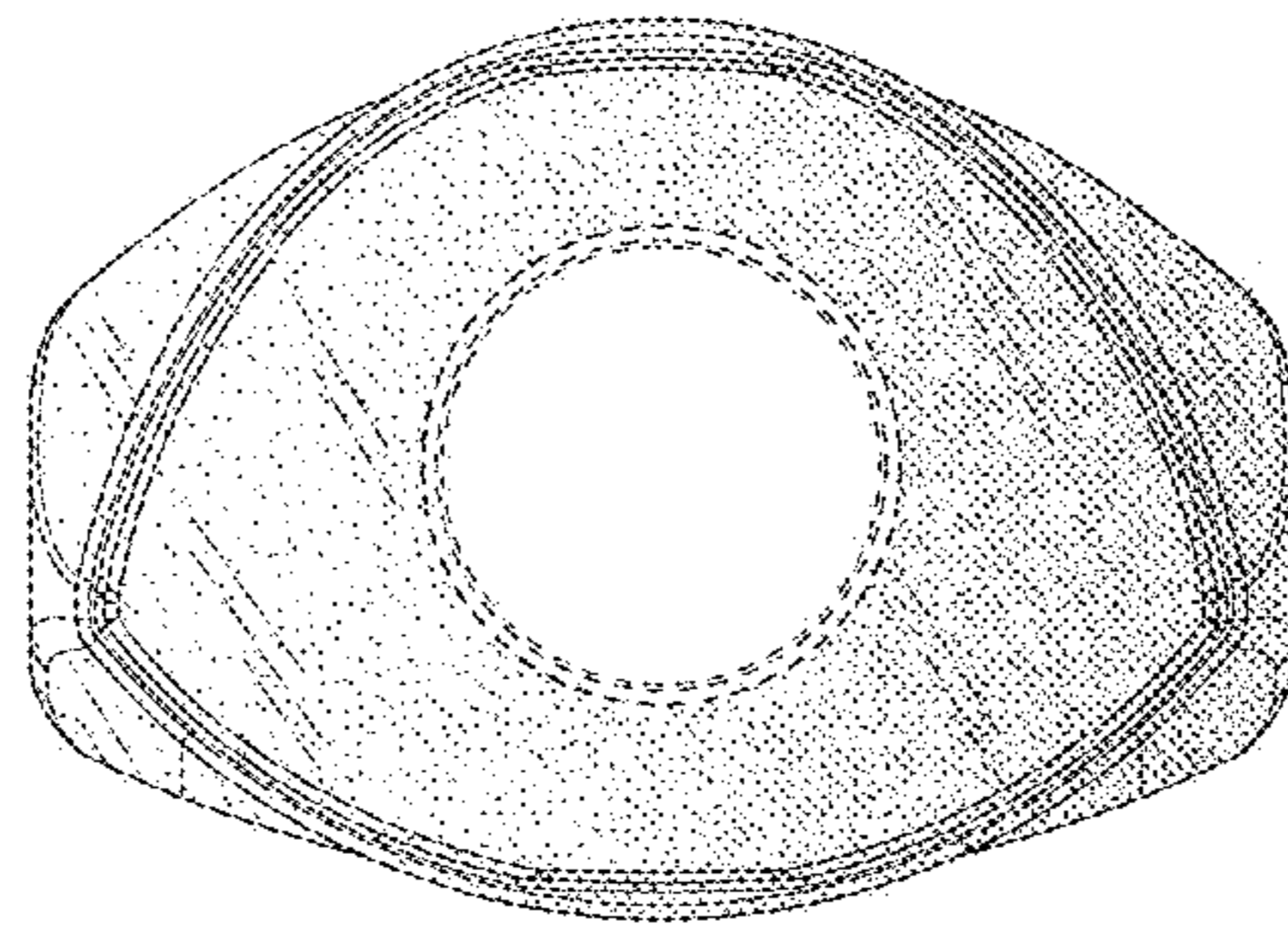


Fig. 41

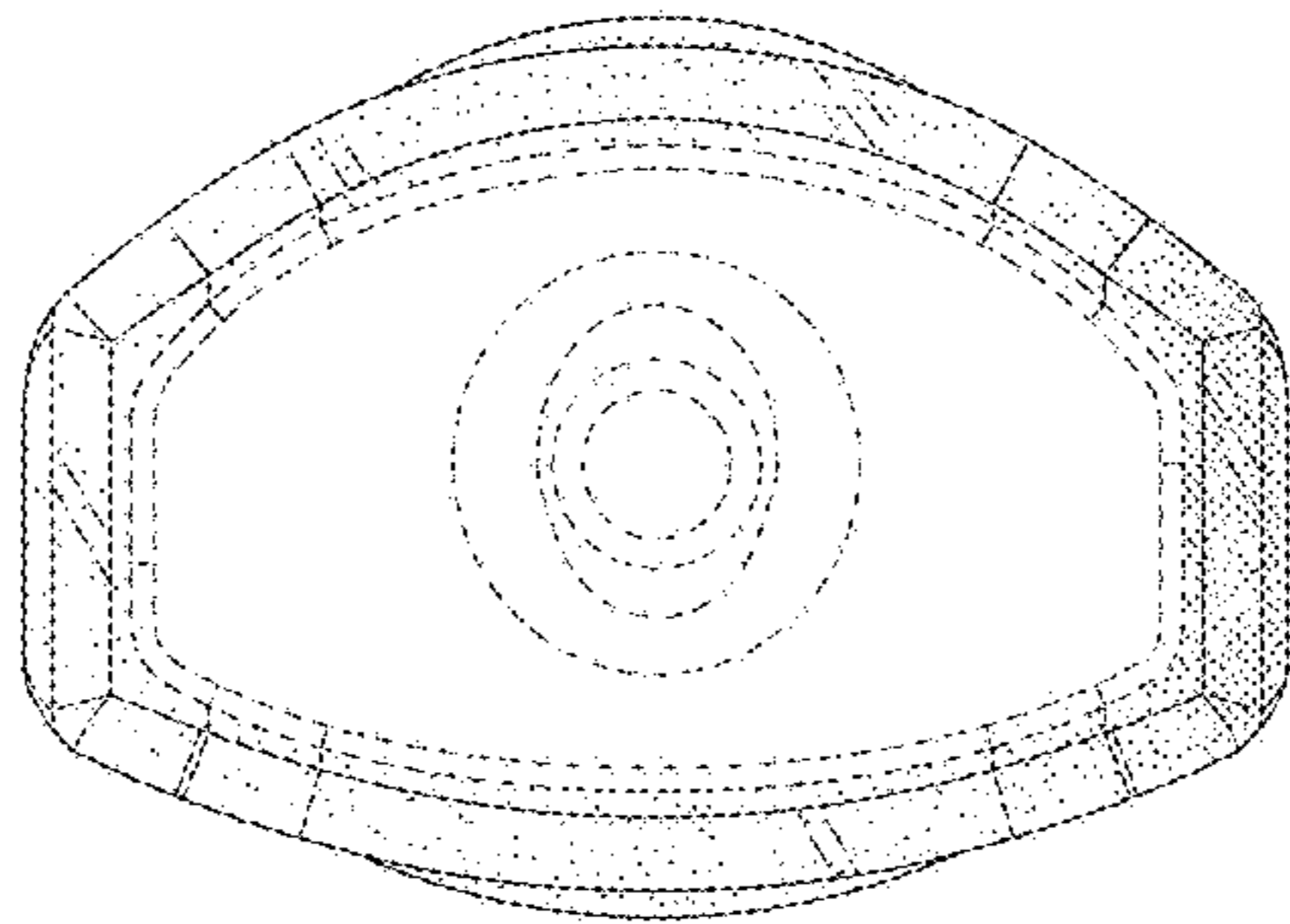


Fig. 42