



US00D801813S

(12) **United States Design Patent** (10) **Patent No.:** **US D801,813 S**
Craven (45) **Date of Patent:** **** *Nov. 7, 2017**

(54) **CAP FOR HAIR COLOR BOTTLE**

(71) Applicant: **Kathryn Craven**, Merrimack, NH (US)

(72) Inventor: **Kathryn Craven**, Merrimack, NH (US)

(*) Notice: This patent is subject to a terminal disclaimer.

(**) Term: **14 Years**

(21) Appl. No.: **29/488,786**

(22) Filed: **Apr. 23, 2014**

(51) **LOC (10) Cl.** **09-01**

(52) **U.S. Cl.**
USPC **D9/445**

(58) **Field of Classification Search**
USPC D9/434, 435, 436, 439, 440, 442, 444,
D9/445, 452, 454, 499
CPC B65D 39/0005; B65D 41/52; B65D
43/0264; B65D 45/32
See application file for complete search history.

(56) **References Cited**

U.S. PATENT DOCUMENTS

3,473,681	A *	10/1969	Hall, Jr.	B65D 50/067 215/203
D241,018	S *	8/1976	De Amisis	215/200
D348,611	S *	7/1994	Abfier	D9/529
D379,766	S *	6/1997	Schneider	D9/542
D435,217	S *	12/2000	Burns	D9/439
D527,262	S *	8/2006	Cooney	D9/454
D578,390	S *	10/2008	Green	D9/440
D658,985	S *	5/2012	Sadykov	D9/436
D677,567	S *	3/2013	Groves	D9/444
D717,407	S *	11/2014	Du	D23/260
D720,232	S *	12/2014	de Monclin	D9/454
D730,191	S *	5/2015	Hardy	D9/454
D733,068	S *	6/2015	Johnson	D13/156

OTHER PUBLICATIONS

Steel cylinder illustration in Axisymmetric Analysis online paper, © 2001 Univ of Texas—Arlington College of Engineering: mae.uta.edu. First illustration showing a steel cylinder having inner radius of 5 inches and outer radius of 11 inches. 9 pages. Found online Nov. 17, 2015 at http://mae.uta.edu/~lawrence/ansys/thick_cylinder/thick_cylinder.htm.*

“Limited time only, try a Color Cradle & Cap It for free!!!” article on LinkedIn, dated Aug. 1, 2015, 2 pages. Found online Nov. 16, 2015 at <https://www.linkedin.com/pulse/limited-time-only-try-color-cradle-cap-free-kathryn-craven>.*

* cited by examiner

Primary Examiner — Robert M Spear

(74) *Attorney, Agent, or Firm* — Gary E. Lambert; David J. Connaughton, Jr.; Lambert & Associates

(57) **CLAIM**

The ornamental design for a cap for hair color bottle, as shown and described.

DESCRIPTION

FIG. 1 is an isometric view of the cap for hair color bottle, which embodies my design;

FIG. 2 is a side view of the cap for hair color bottle;

FIG. 3 is a top plane view of the cap for hair color bottle;

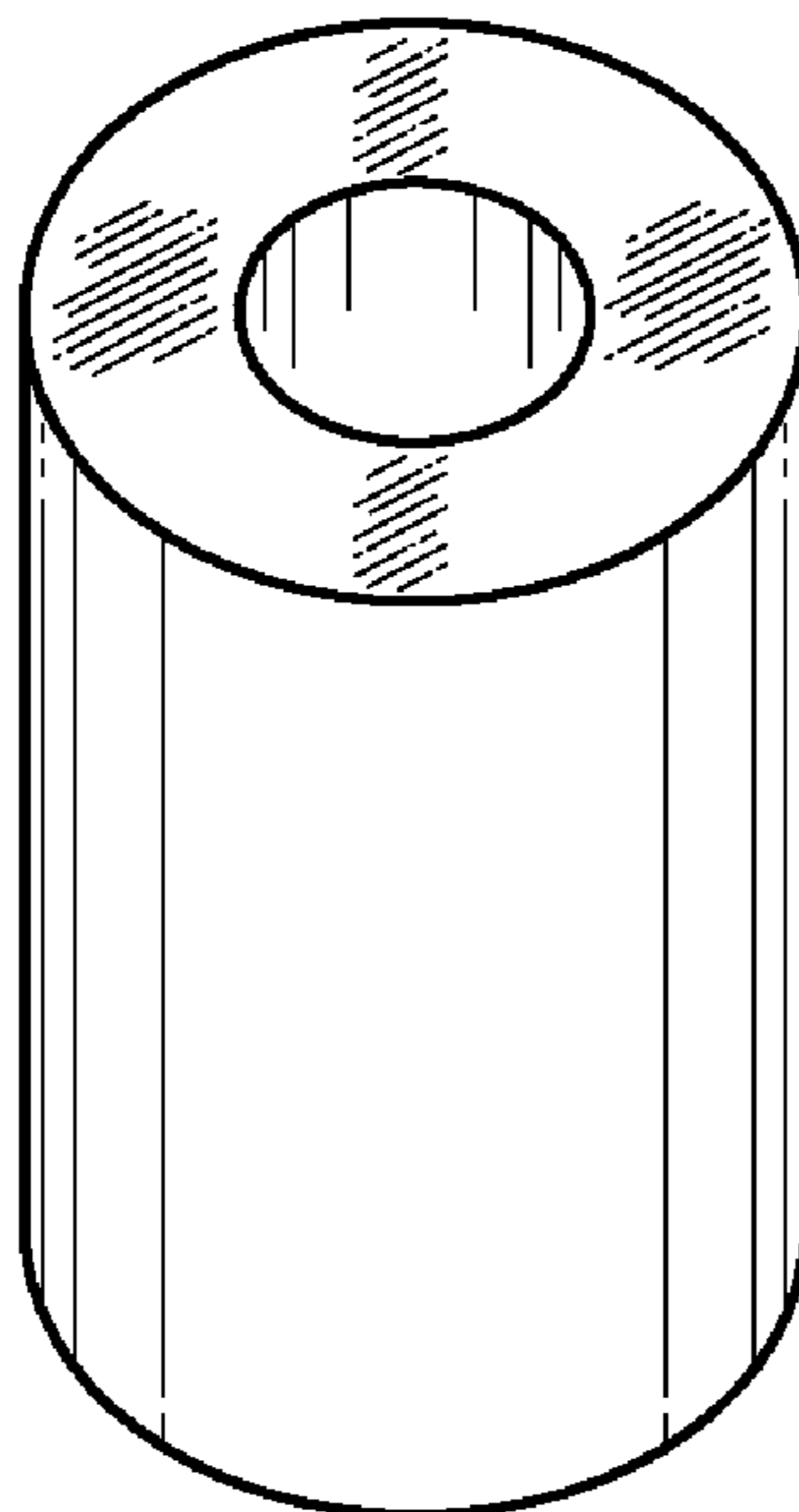
FIG. 4 is a bottom plane view of the cap for hair color bottle;

FIG. 5 is top side view of the cap for hair color bottle; and,

FIG. 6 is an illustrative view of the cap for hair color bottle showing my new design in a position of use.

The broken line showing of a bottle in FIG. 6 DEPICTS environmental subject matter only and forms no part of the claimed design.

1 Claim, 2 Drawing Sheets



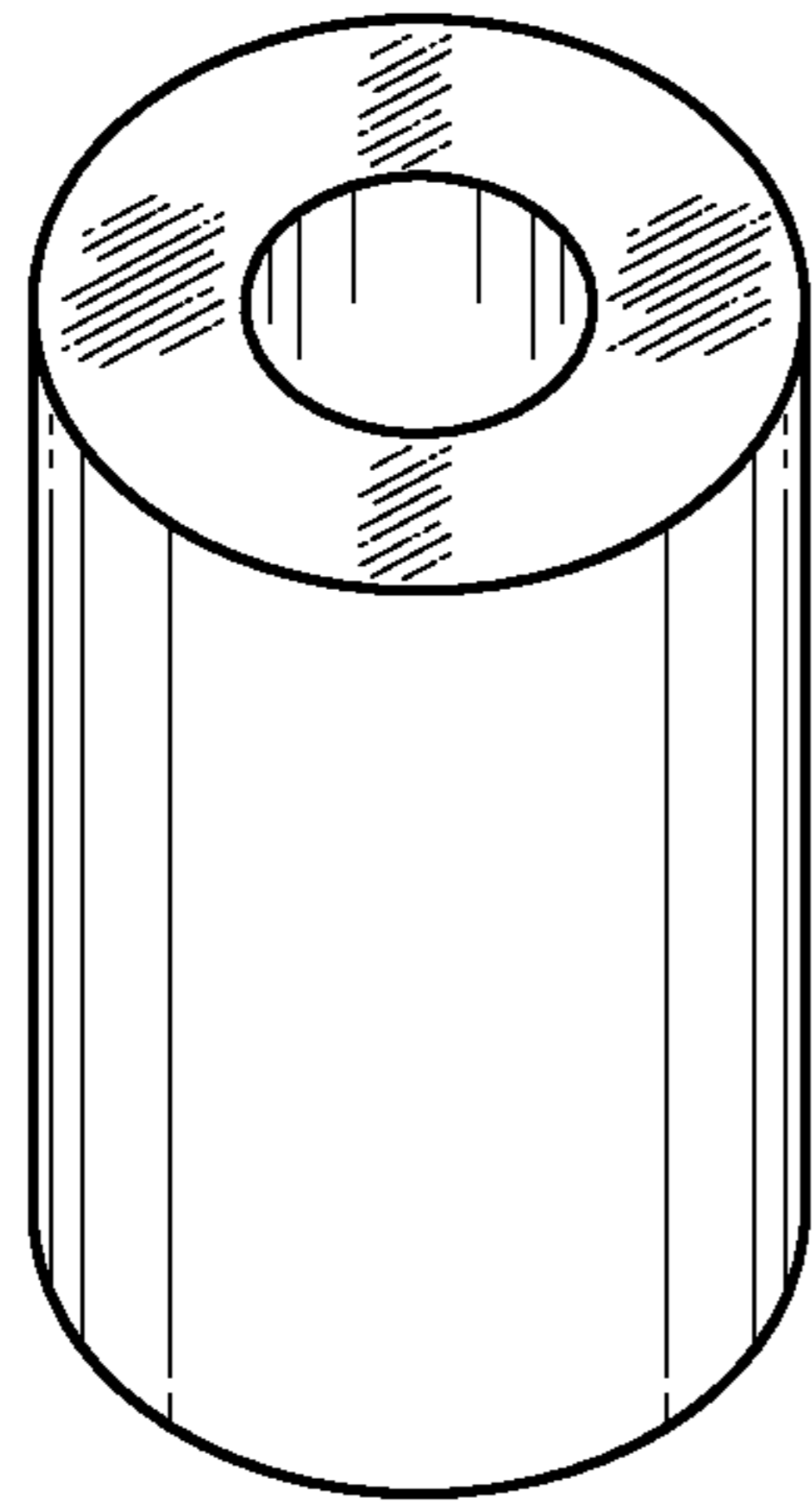


Fig. 1




Fig. 2

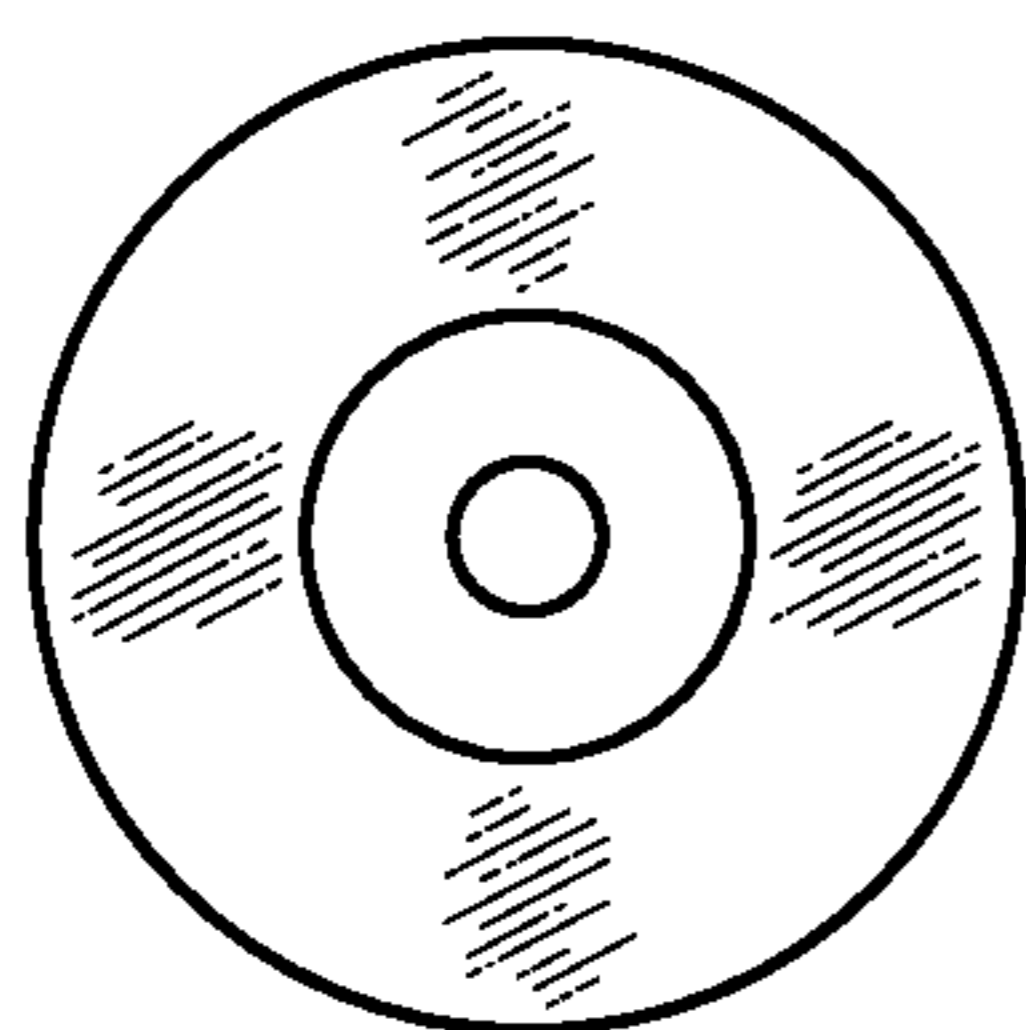


Fig. 3

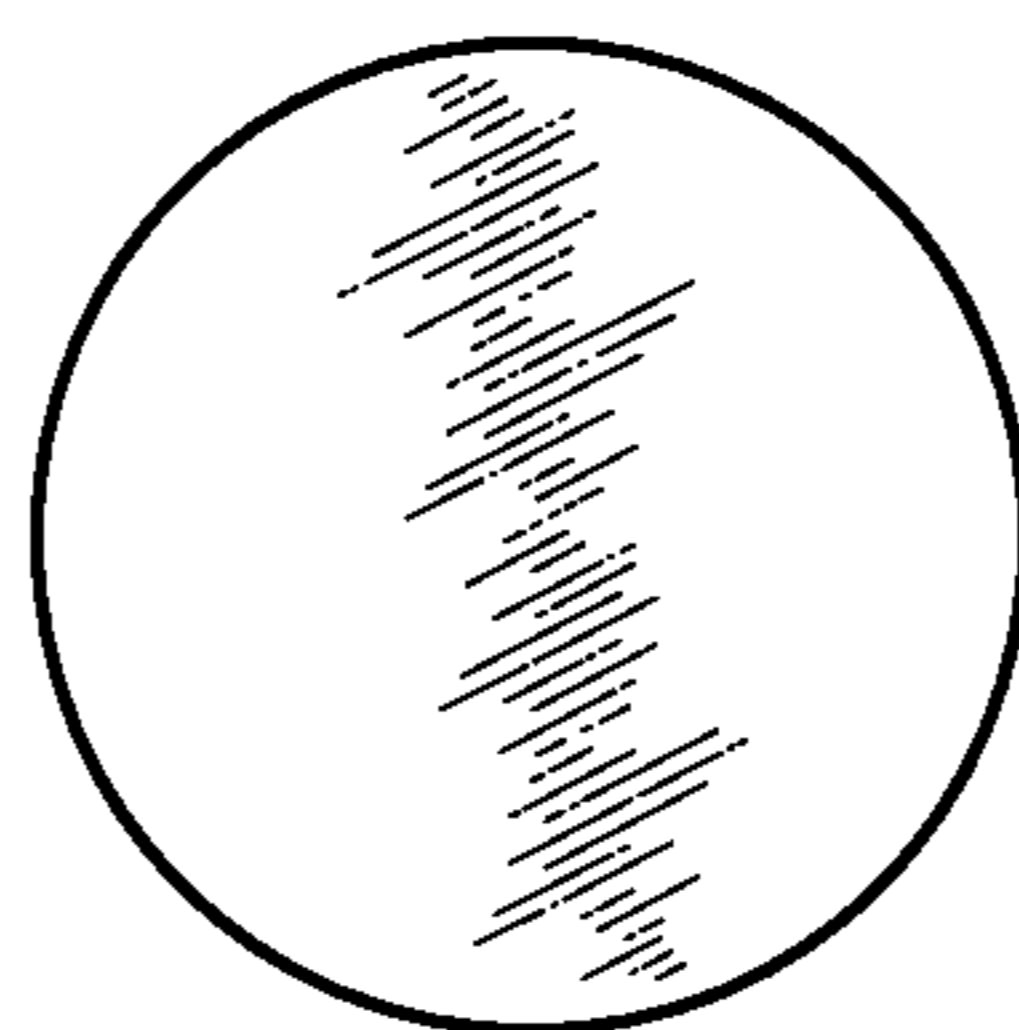


Fig. 4

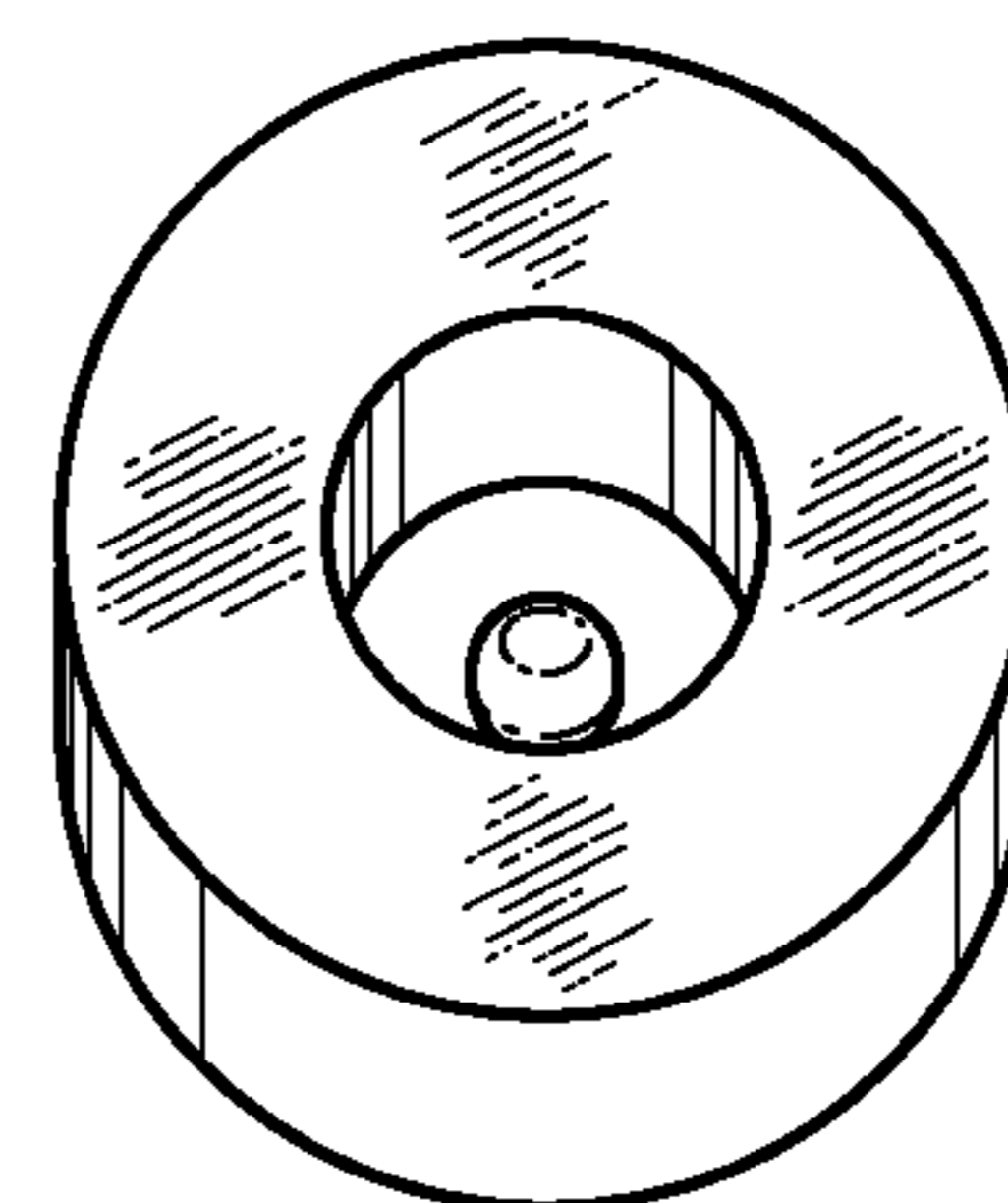


Fig. 5

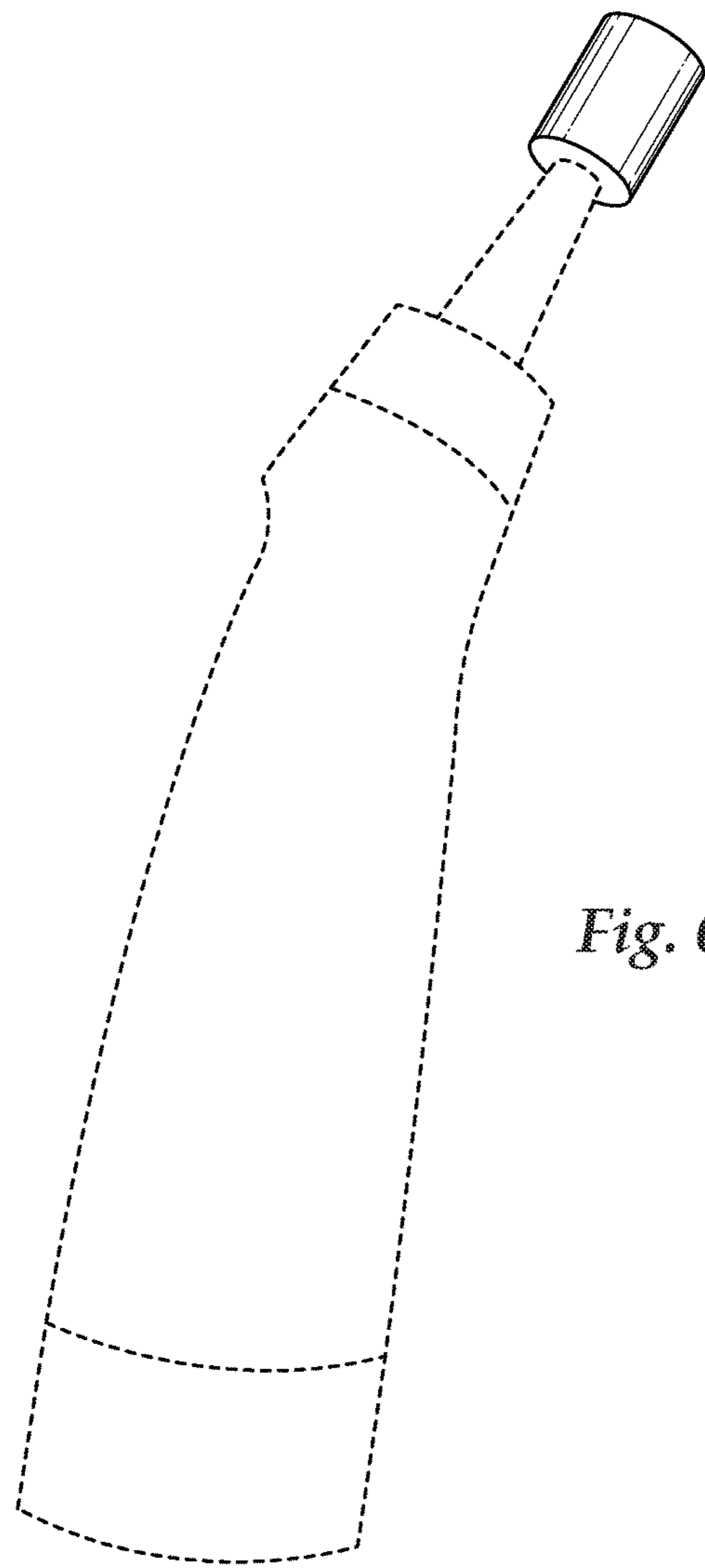


Fig. 6