



US00D801811S

(12) **United States Design Patent** (10) **Patent No.:** **US D801,811 S**  
**Wei** (45) **Date of Patent:** **\*\* Nov. 7, 2017**

(54) **SEAL SHEET FOR PACKAGING CONTAINER**  
(71) Applicant: **Seal and Pack Co., LTD**, Icheon-si Gyeonggi-do (KR)

(72) Inventor: **Se Hwang Wei**, Gyeonggi-do (KR)

(73) Assignee: **SEAL AND PACK CO., LTD**, Icheon-si, Gyeonggi-Do (KR)

(\*\*) Term: **15 Years**

(21) Appl. No.: **29/572,512**

(22) Filed: **Jul. 28, 2016**

(30) **Foreign Application Priority Data**

Jan. 29, 2016 (KR) ..... 30-2016-0004686

(51) **LOC (10) Cl.** ..... **09-07**

(52) **U.S. Cl.**  
USPC ..... **D9/438**

(58) **Field of Classification Search**  
USPC ..... D3/201, 202, 318; D7/387, 392, 392.1, D7/396.2, 396.3, 397, 398; D9/416, 419, D9/434-438, 440, 443, 445, 447, 449, D9/454, 456, 499  
CPC ..... B65D 17/165; B65D 51/245  
See application file for complete search history.

(56) **References Cited**

**U.S. PATENT DOCUMENTS**

- D215,923 S \* 11/1969 Zundel ..... D9/438
- 4,020,969 A \* 5/1977 Ando ..... B65D 77/206  
220/359.2
- D345,889 S \* 4/1994 Herricks ..... D7/392.1
- D403,467 S \* 12/1998 Krawec ..... D27/190
- D407,944 S \* 4/1999 Filbrun ..... D7/388
- D458,129 S \* 6/2002 Foster ..... D9/434
- D468,202 S \* 1/2003 Chou ..... D9/425
- D545,616 S \* 7/2007 Goodman ..... D7/387

- D564,351 S \* 3/2008 Leclerc ..... D9/434
- D574,703 S \* 8/2008 Cassol ..... D9/416
- D592,508 S \* 5/2009 Perignon ..... D9/434
- D592,509 S \* 5/2009 Lecoutre ..... D9/434
- D604,157 S \* 11/2009 Reiterer ..... D9/416
- D625,183 S \* 10/2010 Bartsch ..... D9/434

(Continued)

**OTHER PUBLICATIONS**

Seal Pack. Application. May 10, 2014 [earliest online date], [site visited Apr. 28, 2017]. Available from Internet, <URL:http://www.sealpack.com/prodGude.asp>.\*

(Continued)

*Primary Examiner* — Robert M Spear

*Assistant Examiner* — Darcey E Heflin

(74) *Attorney, Agent, or Firm* — Wenderoth, Lind & Ponack, L.L.P.

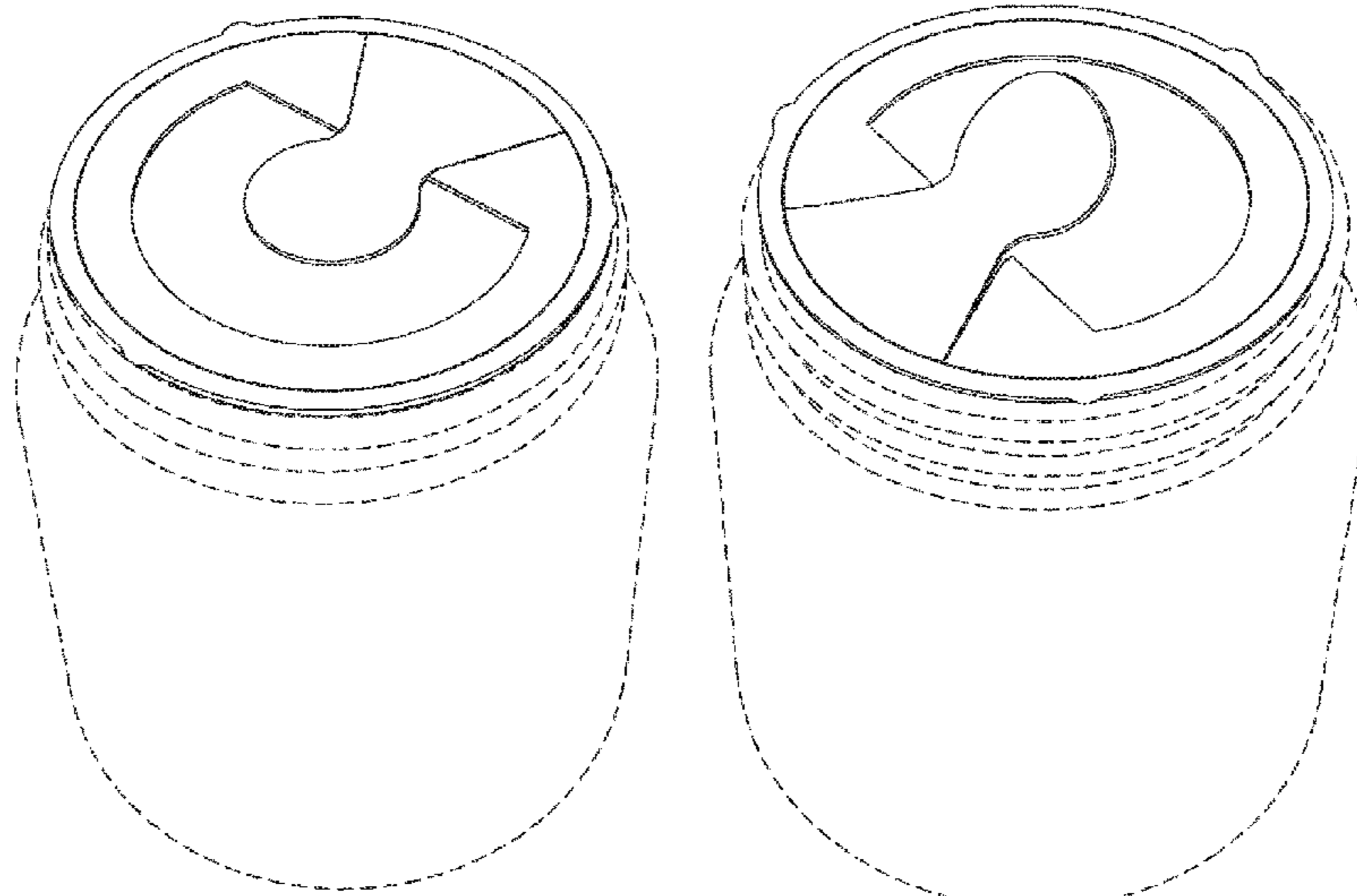
(57) **CLAIM**

The ornamental design for a seal sheet for packaging container, as shown and described.

**DESCRIPTION**

FIG. 1 is a top, right and left perspective side view showing my new design;  
FIG. 2 is a front elevational view thereof;  
FIG. 3 is a back elevational view thereof;  
FIG. 4 is a left side elevational view thereof;  
FIG. 5 is a right side elevational view thereof;  
FIG. 6 is a top plan view thereof.  
FIG. 7 is a bottom plan view thereof.  
FIG. 8 is a perspective view showing the seal sheet of the present design in a closed position; and,  
FIG. 9 is a perspective view showing the seal sheet of the present design in an intermediate opened position.  
It is noted that the portions of the drawings indicated with broken lines illustrate environmental structure and form no part of the claimed design.

**1 Claim, 4 Drawing Sheets**



(56)

**References Cited**

## U.S. PATENT DOCUMENTS

D632,563 S \* 2/2011 Sitabkhan ..... D9/435  
D641,209 S \* 7/2011 Ablo ..... D7/392.1  
D642,463 S \* 8/2011 Schedl ..... D9/435  
D656,020 S \* 3/2012 Lee ..... D7/396.2  
D672,647 S \* 12/2012 Hora ..... D9/434  
D679,586 S \* 4/2013 Afford ..... D9/425  
D701,458 S \* 3/2014 Gortot ..... D9/434  
D749,415 S \* 2/2016 Scott ..... D9/438  
D750,488 S \* 3/2016 Jacober ..... D9/438  
D757,537 S \* 5/2016 Trombetta ..... D9/428  
D770,286 S \* 11/2016 Trombetta ..... D9/503  
D778,157 S \* 2/2017 Trombetta ..... D9/438  
2004/0013827 A1 \* 1/2004 Zuser ..... B32B 7/06  
428/34.1  
2005/0218143 A1 \* 10/2005 Niederer ..... B65D 77/206  
220/359.2  
2015/0166234 A1 \* 6/2015 Wei ..... B65D 41/325  
220/270  
2015/0197385 A1 \* 7/2015 Wei ..... B65D 77/2056  
220/359.2  
2016/0332771 A1 \* 11/2016 Wei ..... B65D 17/165

## OTHER PUBLICATIONS

Alibaba. Heat Induction Foil Seals. Jun. 5, 2016 [earliest online date], [site visited Apr. 28, 2017]. Available from Internet, <URL:https://www.alibaba.com/showroom/heat-induction-foil-seals.html>.\*

\* cited by examiner

Fig. 1

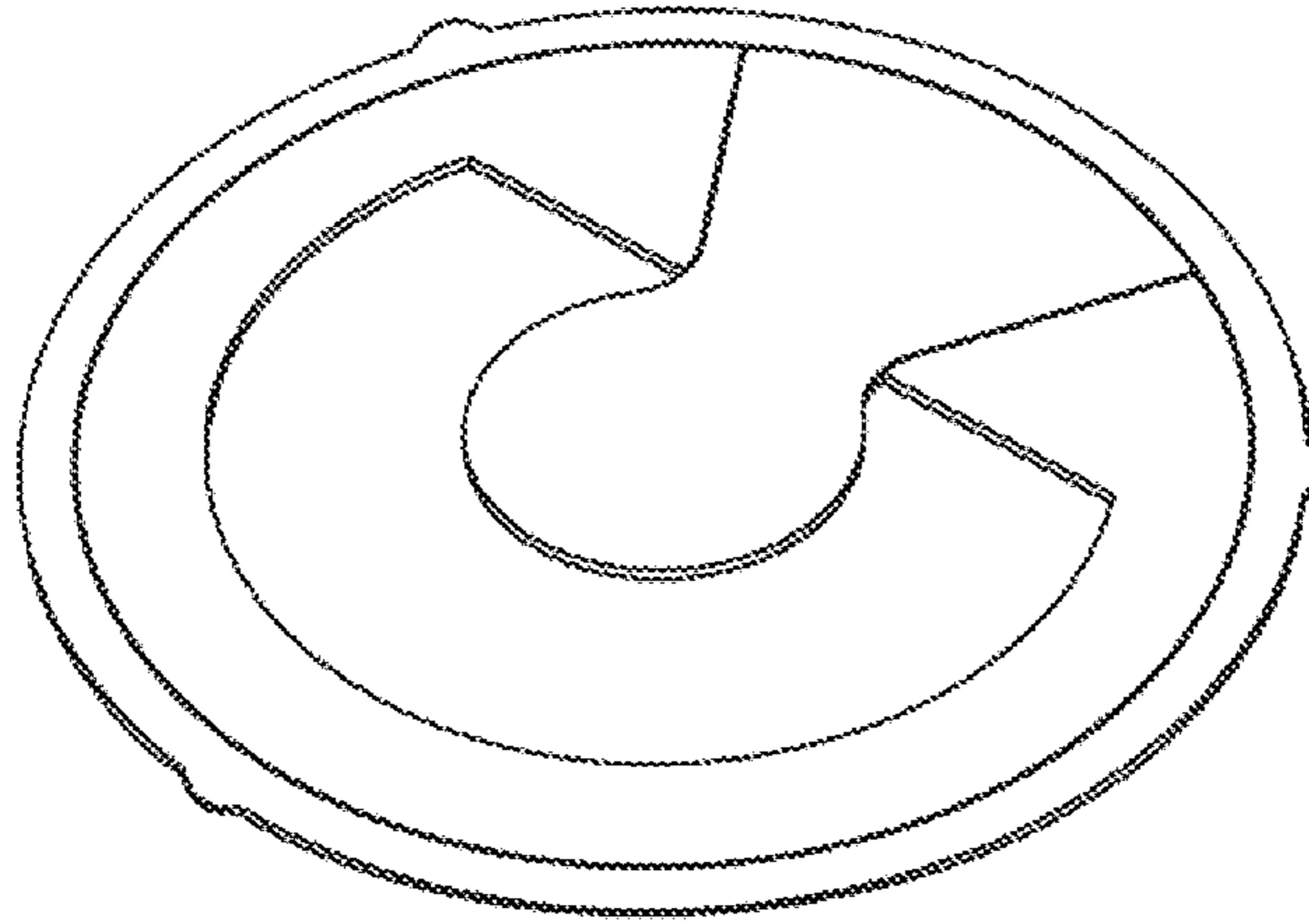


Fig. 2




Fig. 3



Fig. 4



Fig. 5



Fig. 6

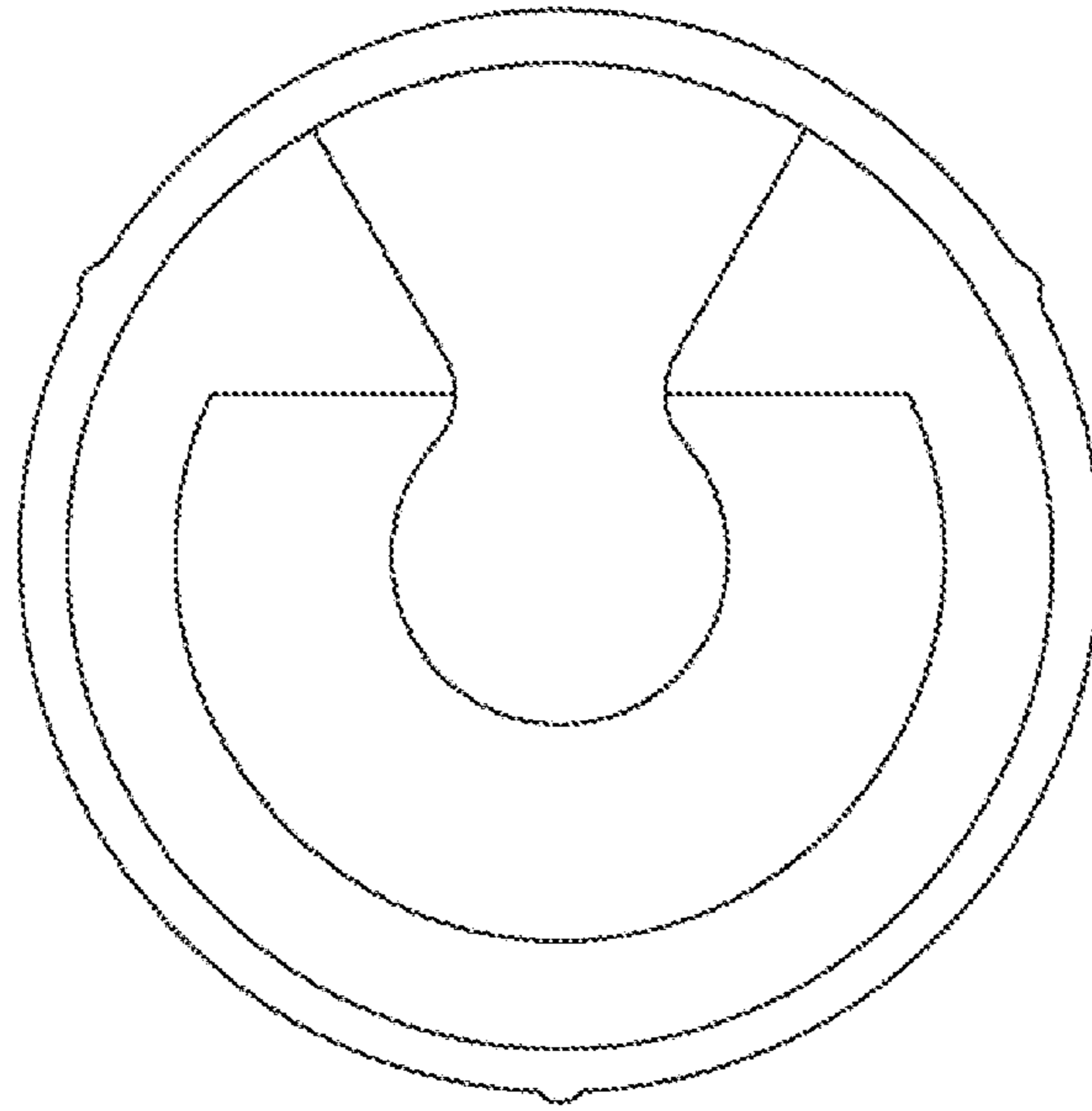


Fig. 7

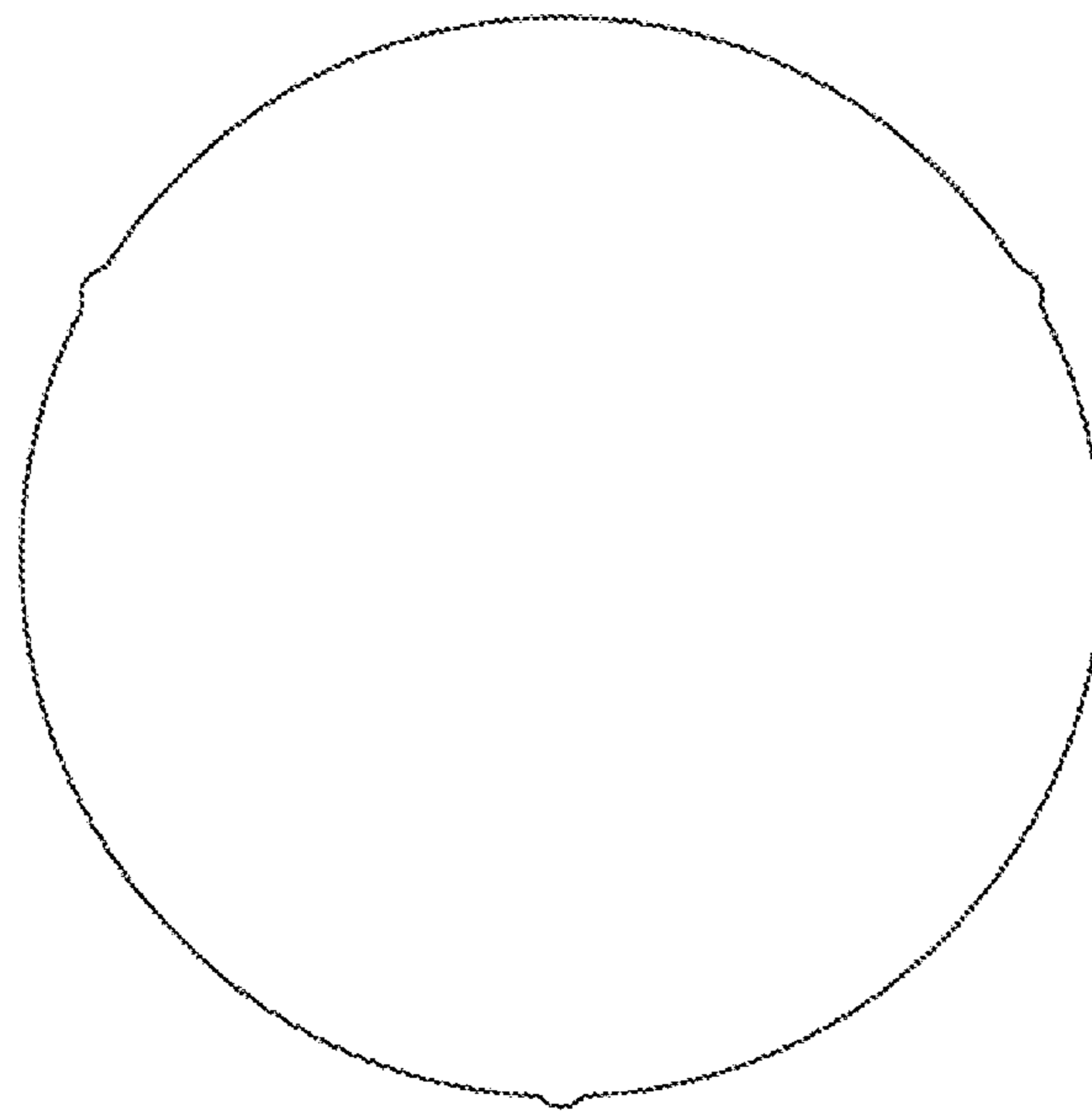


Fig. 8

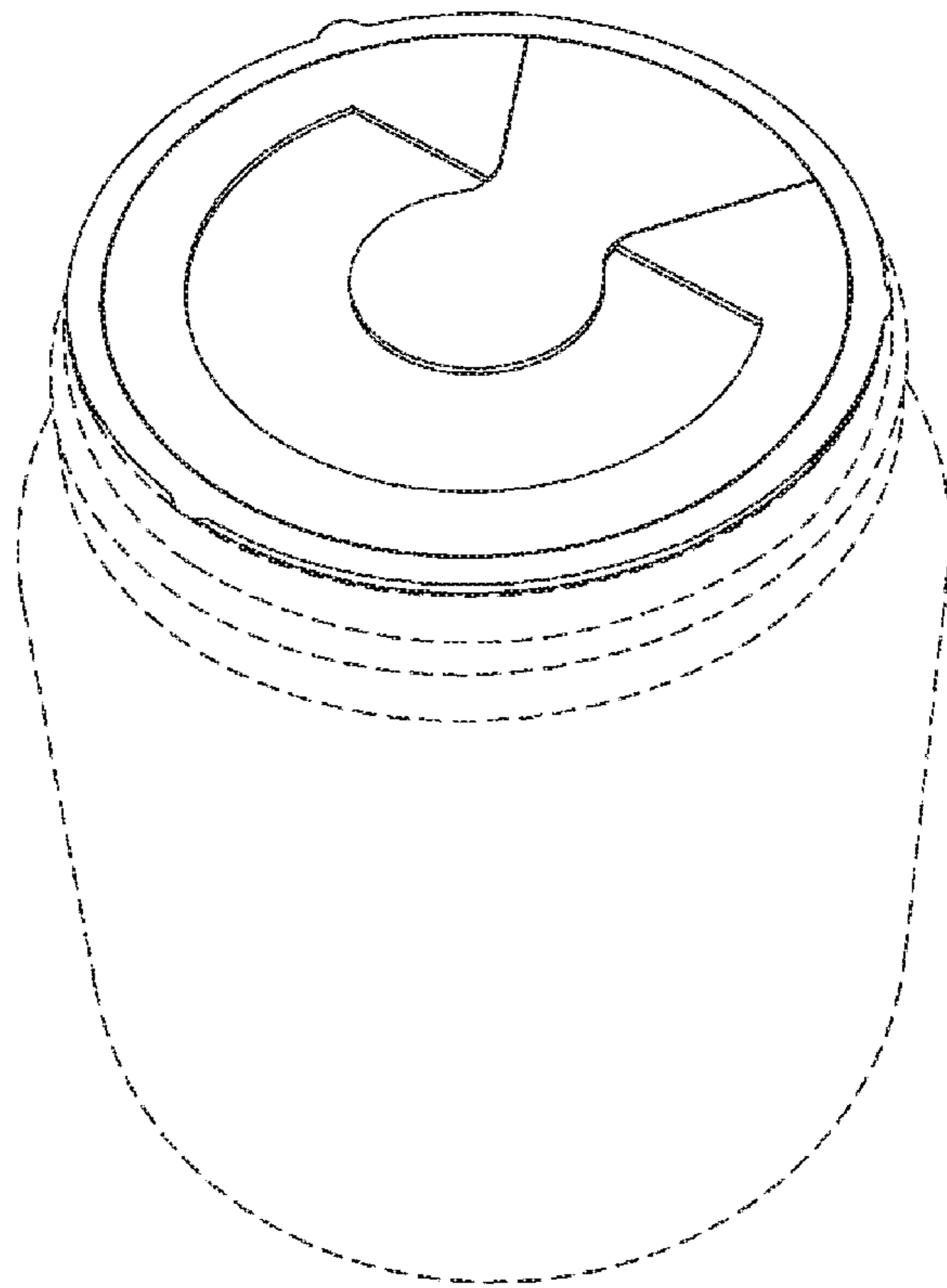


Fig. 9

