

US00D801803S

(12) **United States Design Patent** (10) **Patent No.:** **US D801,803 S**
Mitten et al. (45) **Date of Patent:** **** Nov. 7, 2017**

(54) **RE-CLOSEABLE TEAR OPEN PACK**

FOREIGN PATENT DOCUMENTS

(71) Applicants: **Robert T. Mitten**, Glen Allen, VA (US); **Scott A. Fath**, Richmond, VA (US); **William J. Bogdziewicz**, Richmond, VA (US); **Benjamin Ivry**, Richmond, VA (US); **Aaron Ovadia**, Beit Shemesh (IL); **Gavriel Zeitlin**, Beit Shemesh (IL)

EP 0615913 A1 9/1994
WO WO-2012048671 A2 4/2012

Primary Examiner — Wan Laymon
Assistant Examiner — Clint A Samuel
(74) *Attorney, Agent, or Firm* — Harness, Dickey & Pierce, P.L.C.

(72) Inventors: **Robert T. Mitten**, Glen Allen, VA (US); **Scott A. Fath**, Richmond, VA (US); **William J. Bogdziewicz**, Richmond, VA (US); **Benjamin Ivry**, Richmond, VA (US); **Aaron Ovadia**, Beit Shemesh (IL); **Gavriel Zeitlin**, Beit Shemesh (IL)

(57) **CLAIM**

The ornamental design for a re-closeable tear open pack, as shown and described.

(73) Assignee: **ALTRIA CLIENT SERVICES LLC**, Richmond, VA (US)

DESCRIPTION

(**) Term: **15 Years**

(21) Appl. No.: **29/569,608**

(22) Filed: **Jun. 29, 2016**

(51) **LOC (10) Cl.** **09-03**

(52) **U.S. Cl.**
USPC **D9/416**

(58) **Field of Classification Search**
USPC D9/414-418, 420, 425, 430, 432, 607,
D9/619, 702, 709; D21/393; D3/274;
D27/189, 629; 206/256

(Continued)

(56) **References Cited**

U.S. PATENT DOCUMENTS

D35,615 S 1/1902 Stecher
1,509,804 A 11/1911 Sugarman

(Continued)

FIG. 1 is a rear, perspective view of a “sleeve” configuration of a re-closeable tear open pack showing my new design, where perforated lines circumscribe two sides of an upper portion of the back panel;
FIG. 2 is a rear, perspective view of the “sleeve” configuration of the re-closeable tear open pack shown in FIG. 1, where the sleeve contains consumable items within the sleeve;
FIG. 3 is a rear view of the “sleeve” configuration of the re-closeable tear open pack shown in FIG. 1;
FIG. 4 is a front view of the “sleeve” configuration of the re-closeable tear open pack shown in FIG. 1;
FIG. 5 is a left-side view of the “sleeve” configuration of the re-closeable tear open pack shown in FIG. 1;
FIG. 6 is a right-side view of the “sleeve” configuration of the re-closeable tear open pack shown in FIG. 1;
FIG. 7 is a top view of the “sleeve” configuration of the re-closeable tear open pack shown in FIG. 1;
FIG. 8 is a bottom view of the “sleeve” configuration of the re-closeable tear open pack shown in FIG. 1;
FIG. 9 is rear, perspective view of a “sealed-closed” configuration of the re-closeable tear open pack shown in FIG. 1;
FIG. 10 is a rear view of the “sealed-closed” configuration of the re-closeable tear open pack shown in FIG. 9;
FIG. 11 is a front view of the “sealed-closed” configuration of the re-closeable tear open pack shown in FIG. 9;

(Continued)

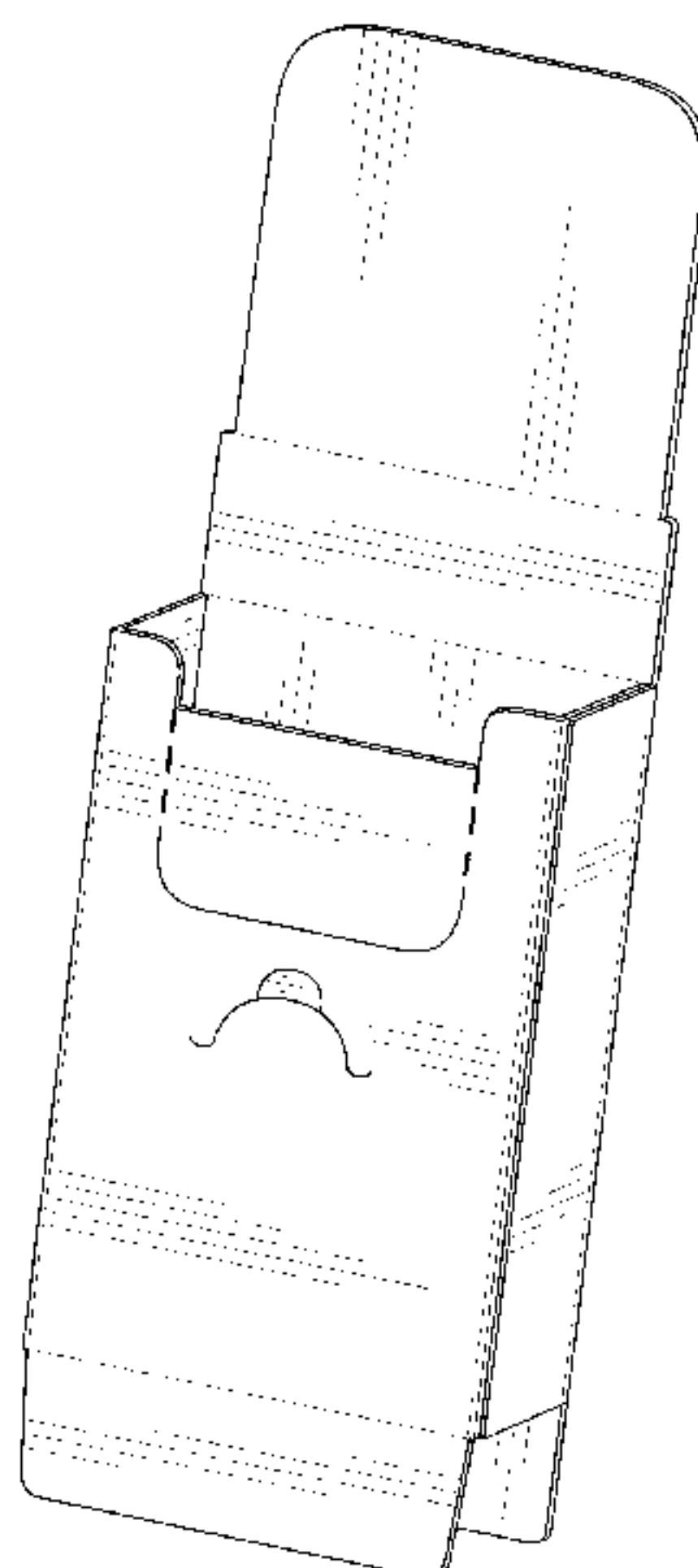


FIG. 12 is a left-side view of the “sealed-closed” configuration of the re-closeable tear open pack shown in FIG. 9; FIG. 13 is a right-side view of the “sealed-closed” configuration of the re-closeable tear open pack shown in FIG. 9; FIG. 14 is a top view of the “sealed-closed” configuration of the re-closeable tear open pack shown in FIG. 9; FIG. 15 is a bottom view of the “sealed-closed” configuration of the re-closeable tear open pack shown in FIG. 9; FIG. 16 is a rear, perspective view of an “opened” configuration of the re-closeable tear open pack shown in FIG. 1, where the upper portion of the back panel remains attached to an inner surface of the tuck panel; FIG. 17 is a rear, perspective view of the “opened” configuration of the re-closeable tear open pack shown in FIG. 16, where the opened pack contains consumable items; FIG. 18 is a rear view of the “opened” configuration of the re-closeable tear open pack shown in FIG. 16; FIG. 19 is a front view of the “opened” configuration of the re-closeable tear open pack shown in FIG. 16; FIG. 20 is a left-side view of the “opened” configuration of the re-closeable tear open pack shown in FIG. 16; FIG. 21 is a right-side view of the “opened” configuration of the re-closeable tear open pack shown in FIG. 16; FIG. 22 is a top view of the “opened” configuration of the re-closeable tear open pack shown in FIG. 16; FIG. 23 is a bottom view of the “opened” configuration of the re-closeable tear open pack shown in FIG. 16; FIG. 24 is a rear, perspective view of a “re-closed” configuration of the re-closeable tear open pack shown in FIG. 1, where the tuck panel is held in a slot of the back panel; FIG. 25 is a rear view of the “re-closed” configuration of the re-closeable tear open pack shown in FIG. 24; FIG. 26 is a front view of the “re-closed” configuration of the re-closeable tear open pack shown in FIG. 24; FIG. 27 is a left-side view of the “re-closed” configuration of the re-closeable tear open pack shown in FIG. 24; FIG. 28 is a right-side view of the “re-closed” configuration of the re-closeable tear open pack shown in FIG. 24; FIG. 29 is a top view of the “re-closed” configuration of the re-closeable tear open pack shown in FIG. 24; and, FIG. 30 is a bottom view of the “re-closed” configuration of the re-closeable tear open pack shown in FIG. 24. The lighter short dashed broken lines in the drawings represent environmental subject matter that forms no part of the claimed design. The heavier long dashed broken lines represent perforations that do form part of the claimed design.

1 Claim, 30 Drawing Sheets

(58) Field of Classification Search

CPC A24F 15/18; B65D 1/00; B65D 23/00; B65D 85/1045; B65D 85/10; B65D 43/16
See application file for complete search history.

(56) References Cited

U.S. PATENT DOCUMENTS

D94,062 S 12/1934 Wilsdon
3,037,684 A 6/1962 Andrews et al.
D214,879 S 8/1969 Roccaforte et al.

D218,677 S 9/1970 Biallo
D219,266 S 11/1970 Biallo
D221,626 S 8/1971 Fine
3,861,583 A 1/1975 Tingley et al.
D234,252 S 2/1975 Gerson
D250,748 S 1/1979 Leger
4,679,693 A 7/1987 Forman
4,773,542 A 9/1988 Schillinger et al.
D303,722 S * 9/1989 Marlow D27/189
4,917,288 A 4/1990 Heitele et al.
5,014,855 A 5/1991 Roccaforte
5,018,625 A 5/1991 Focke et al.
5,184,725 A * 2/1993 Reinheimer B65D 75/08
206/260
5,190,155 A 3/1993 Grunwald
D365,023 S 12/1995 Abrams et al.
5,511,722 A 4/1996 Dixon
D387,976 S 12/1997 Mori
5,975,415 A 11/1999 Zehnal
D434,319 S 11/2000 Mori
D434,652 S * 12/2000 Mori D9/432
D441,497 S * 5/2001 Focke D27/189
D448,888 S * 10/2001 Focke D27/189
6,334,532 B1 * 1/2002 Tambo B65D 85/1045
206/268
D465,416 S 11/2002 Dzwil et al.
D484,046 S 12/2003 Kopecky
D487,532 S * 3/2004 Draghetti D27/189
D503,087 S 3/2005 Dzwil et al.
D531,498 S * 11/2006 Fluegel D9/432
7,178,712 B2 2/2007 Schultz et al.
D545,188 S * 6/2007 Billig D9/432
D553,494 S * 10/2007 Dehlin D9/432
7,353,940 B2 * 4/2008 Sendo B65D 85/1036
206/268
D579,325 S * 10/2008 Bray B65D 85/1045
D9/423
D594,323 S 6/2009 Friedman et al.
D594,596 S * 6/2009 Mitten D27/189
D601,747 S * 10/2009 Tabrah D27/189
D601,748 S * 10/2009 Pipes D27/189
D607,318 S * 1/2010 Collins B65D 85/1045
D9/423
D610,303 S * 2/2010 Valle D27/189
D616,146 S * 5/2010 Holford D27/189
7,717,319 B2 5/2010 Adam
D619,454 S 7/2010 Fluegel et al.
D624,401 S 9/2010 Friedman et al.
D644,100 S 8/2011 Stacy-Ryan
8,061,586 B2 11/2011 Fluegel et al.
D654,358 S 2/2012 Ampadu et al.
D655,153 S 3/2012 Mitten et al.
D675,917 S * 2/2013 Holford D9/423
8,393,469 B2 3/2013 Aldridge et al.
8,875,878 B2 * 11/2014 Young B65D 5/6691
206/268
9,004,273 B2 * 4/2015 Tanbo B65D 5/5425
206/268
D746,673 S 1/2016 Sanfilippo et al.
2008/0152264 A1 6/2008 Pokusa et al.
2010/0170941 A1 7/2010 Mitra-Shah et al.
2011/0233106 A1 9/2011 Fluegel et al.
2012/0111746 A1 * 5/2012 Tanbo B65D 85/1045
206/268
2012/0199640 A1 8/2012 Thorne et al.
2012/0291401 A1 * 11/2012 Mitten B65D 5/662
53/415
2013/0319886 A1 * 12/2013 Ledermann B65D 85/1045
206/264
2016/0229620 A1 * 8/2016 Steinkamp B65D 85/1045
2016/0368645 A1 * 12/2016 Buse B65B 61/184

* cited by examiner

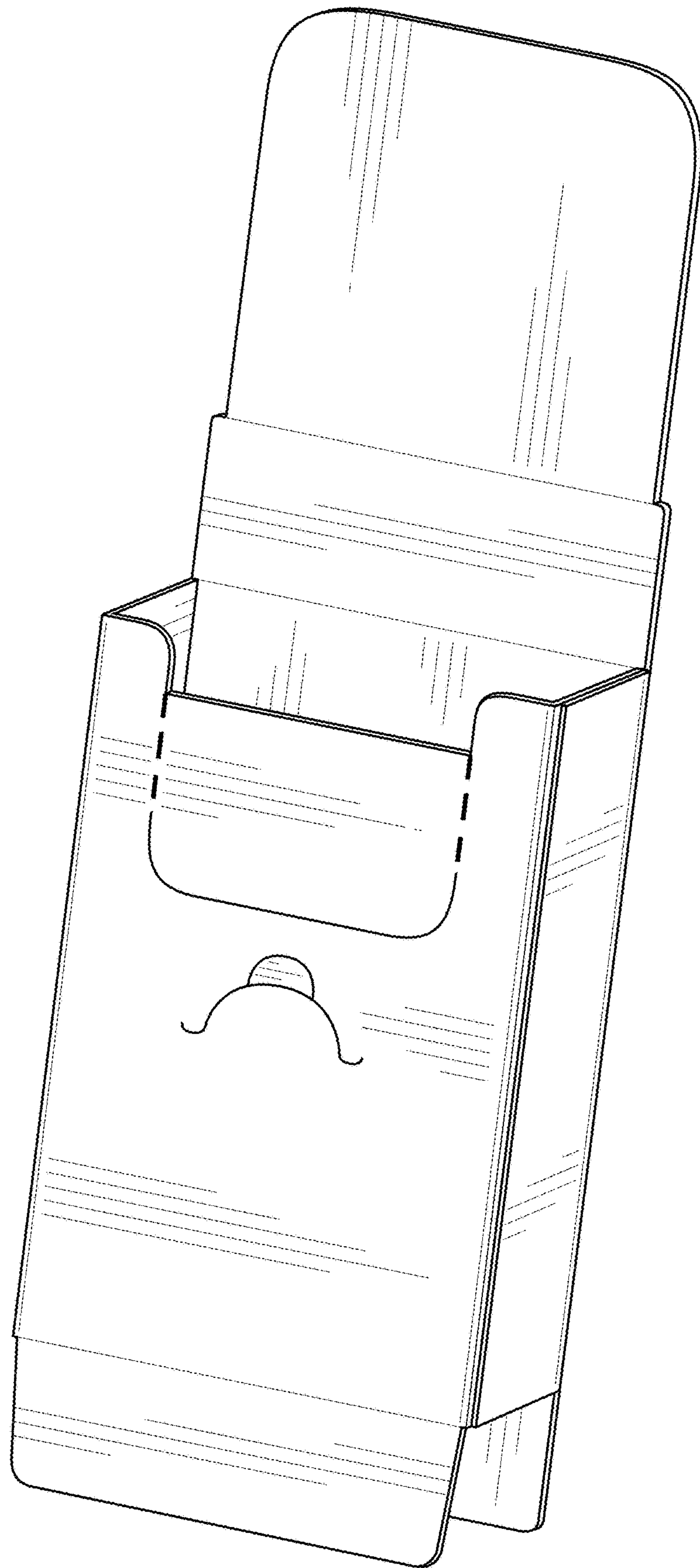


FIG. 1

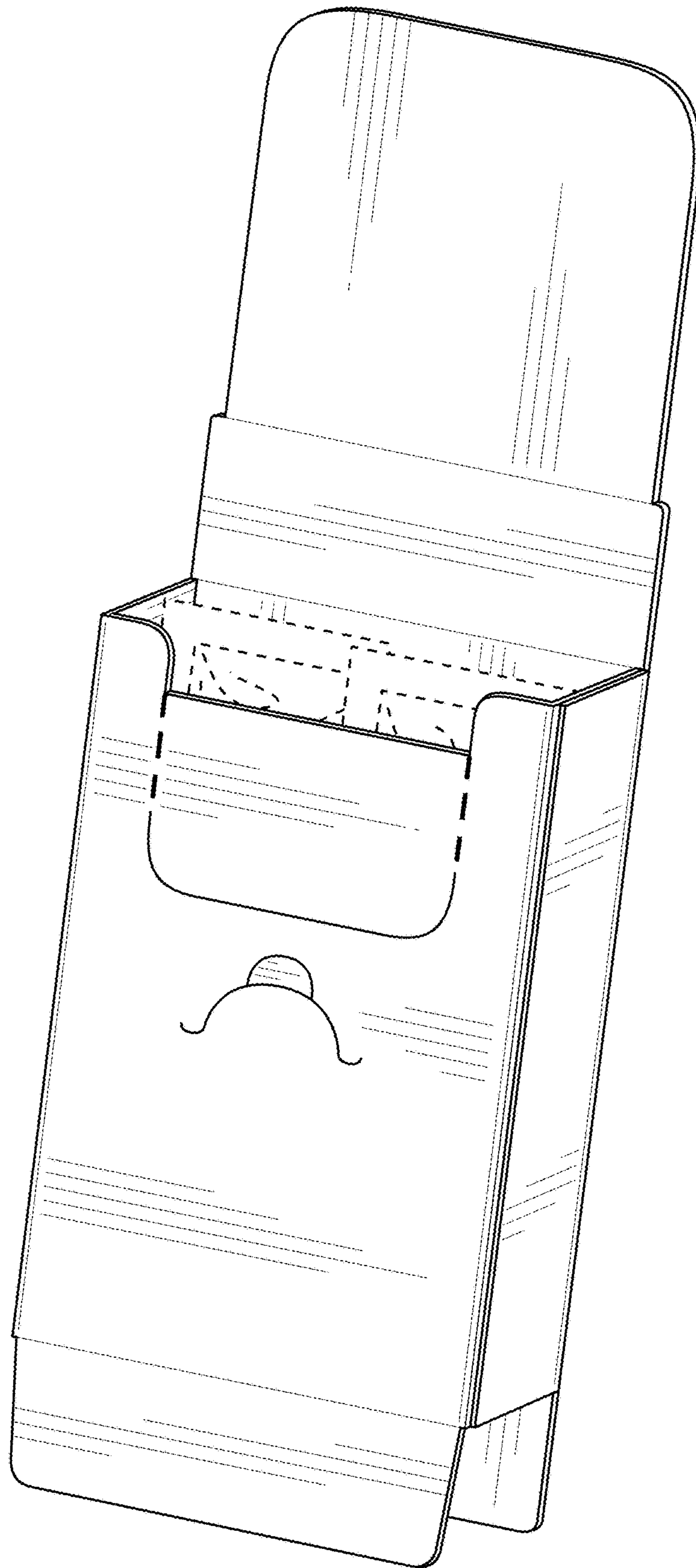


FIG. 2

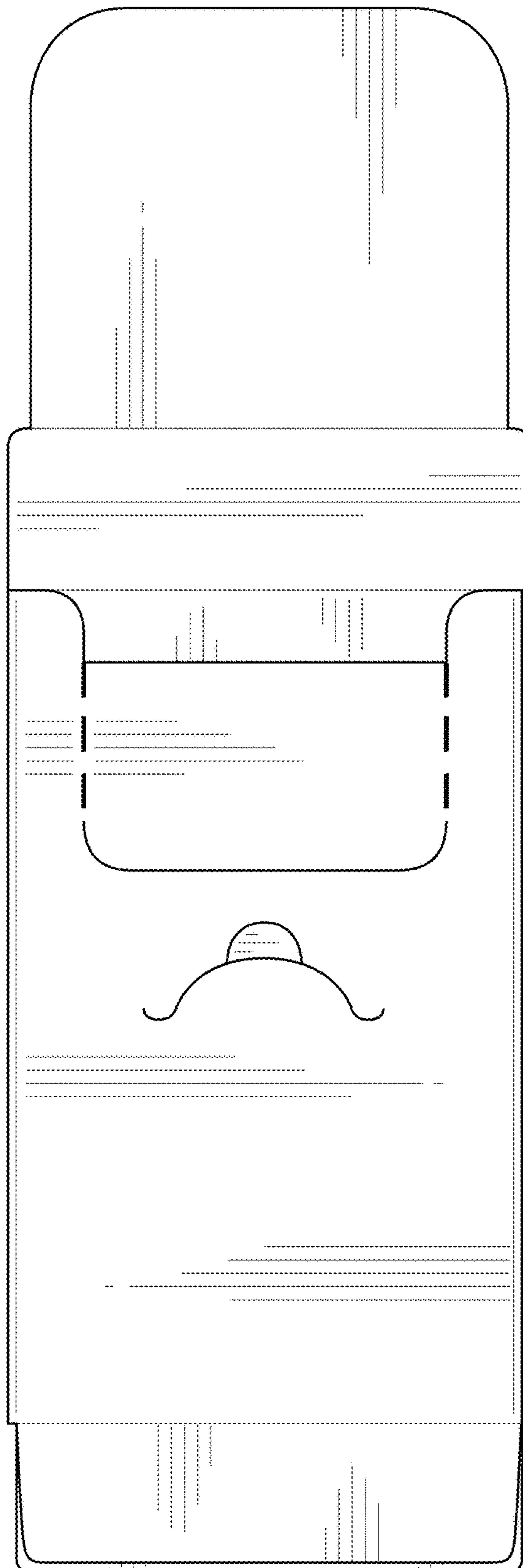


FIG. 3




FIG. 4

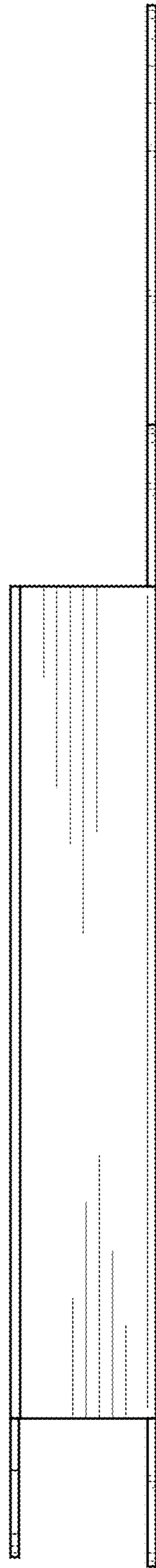


FIG. 5




FIG. 6

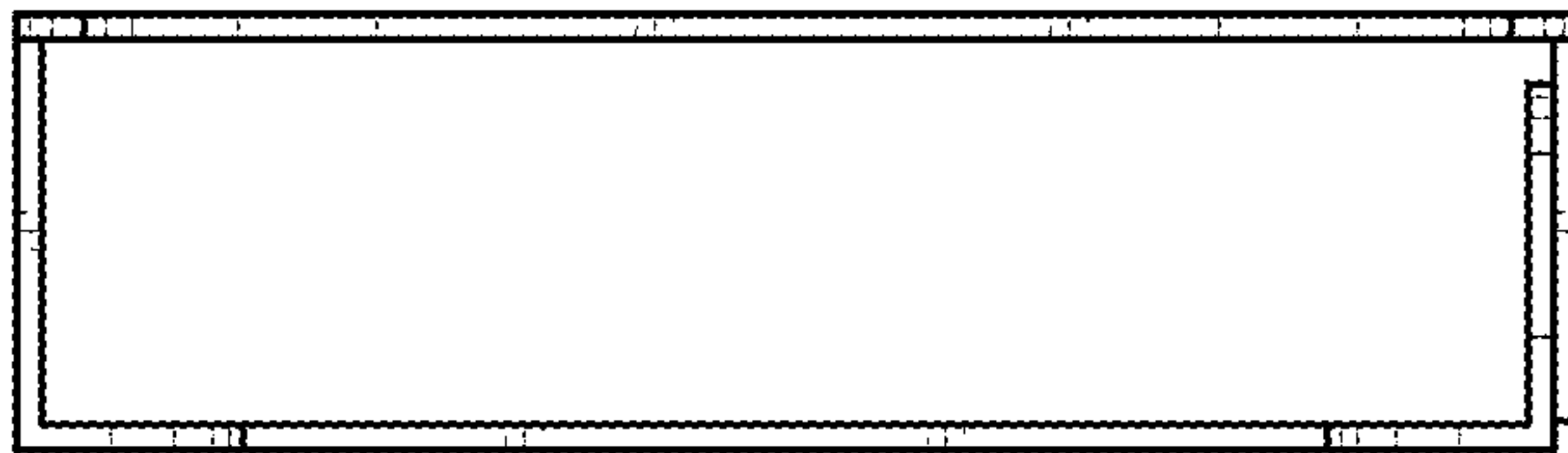


FIG. 7

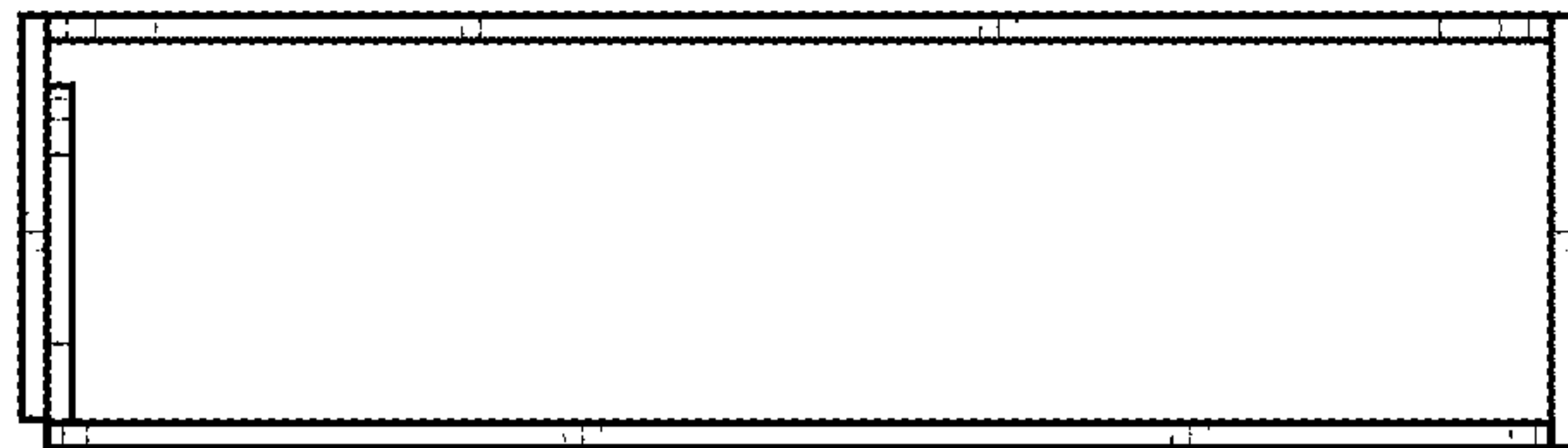


FIG. 8

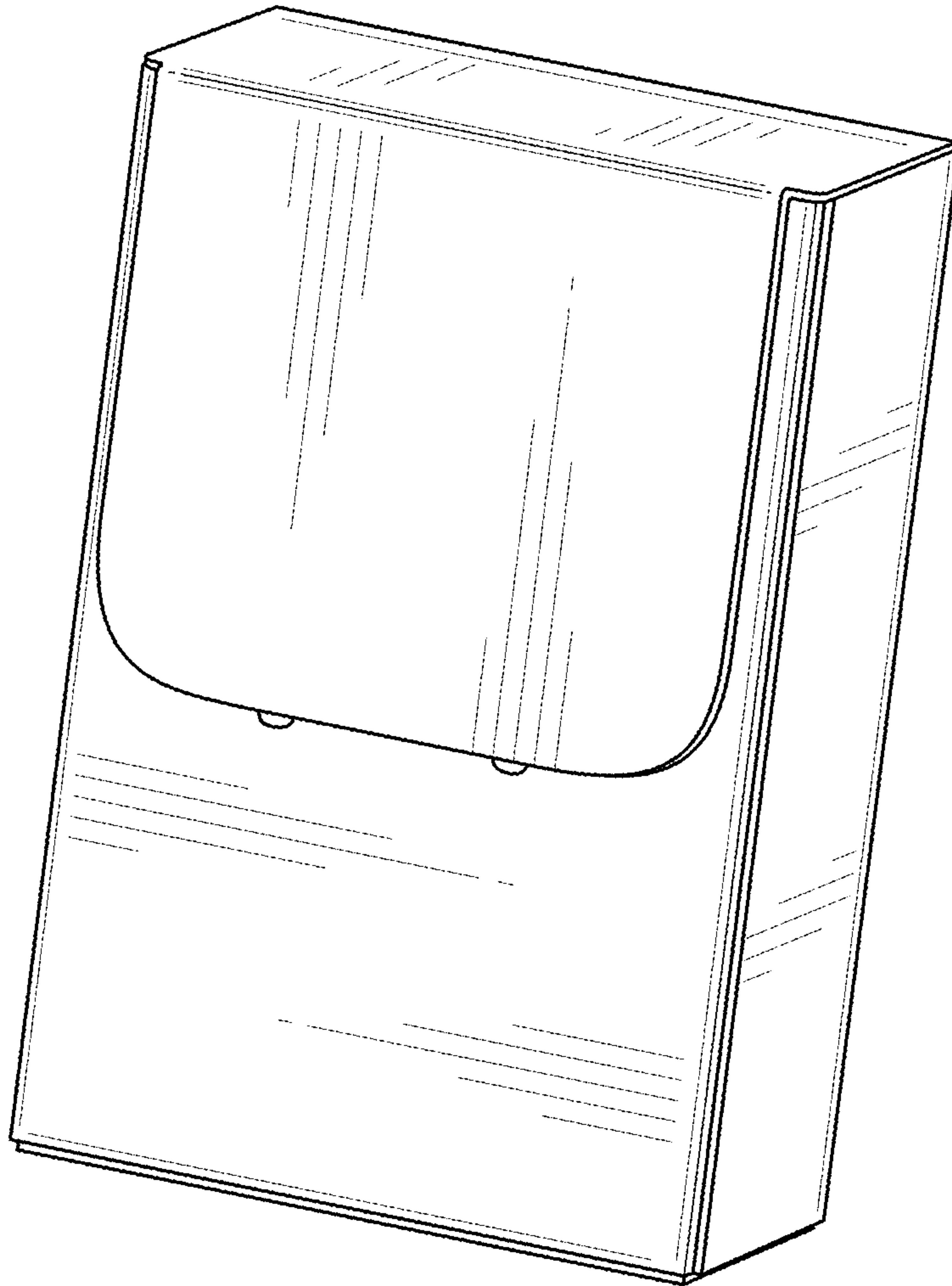


FIG. 9

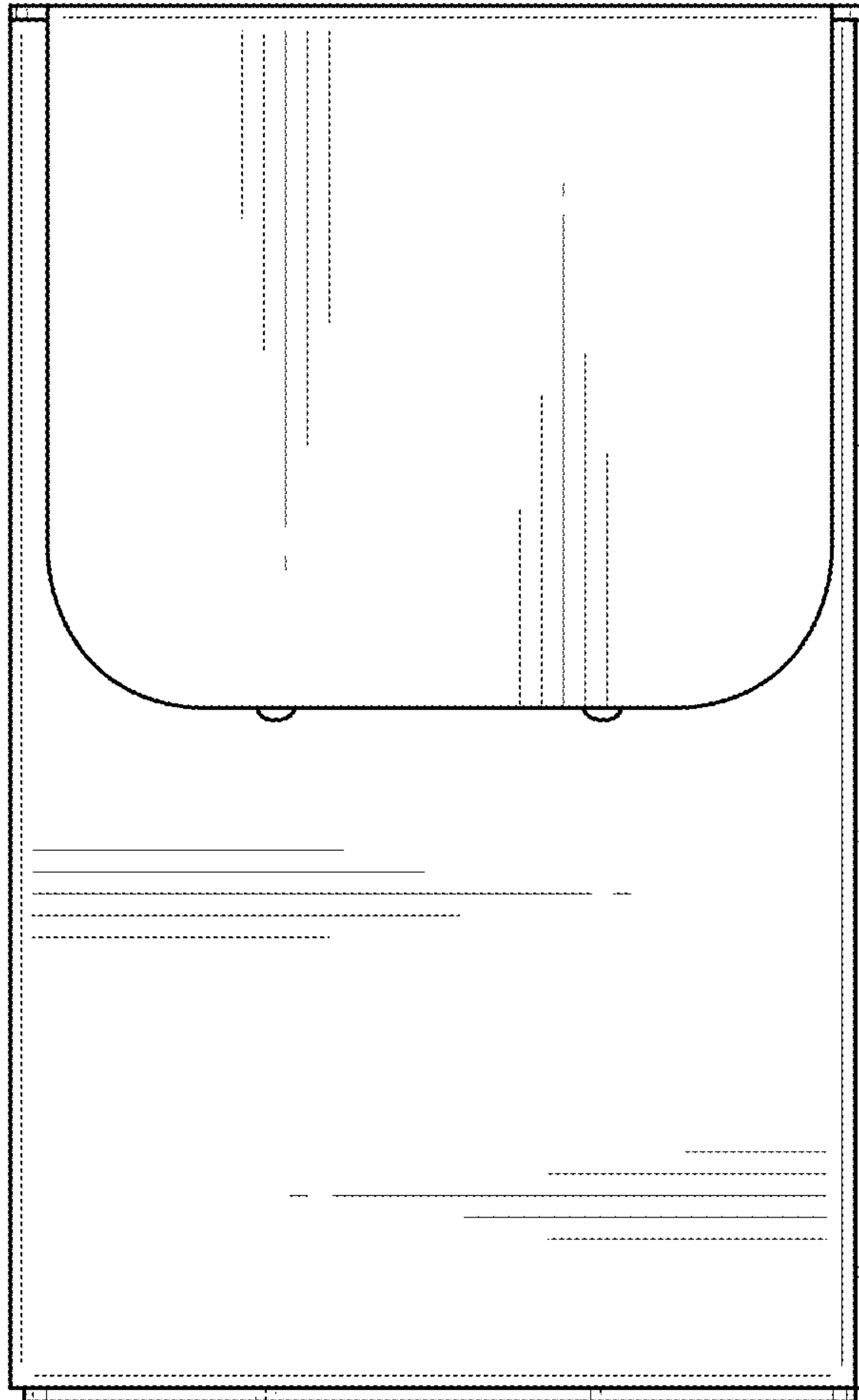


FIG. 10




FIG. 11

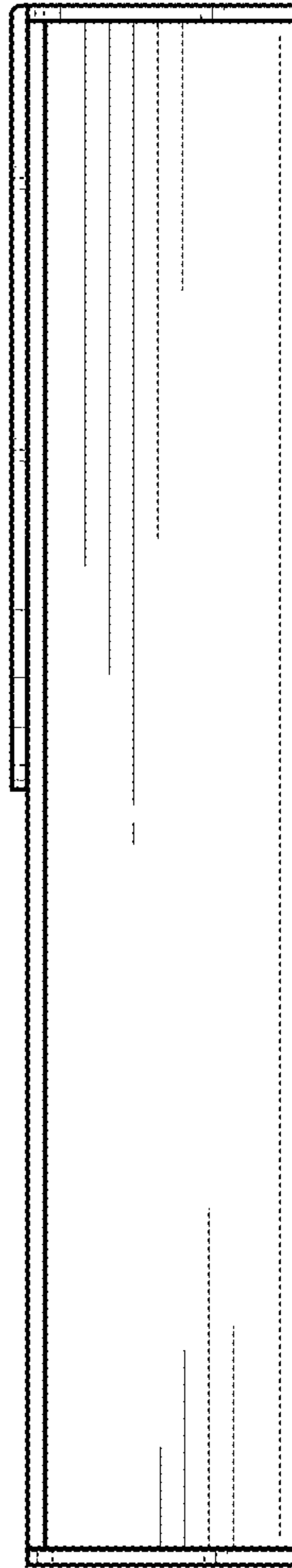


FIG. 12




FIG. 13




FIG. 14

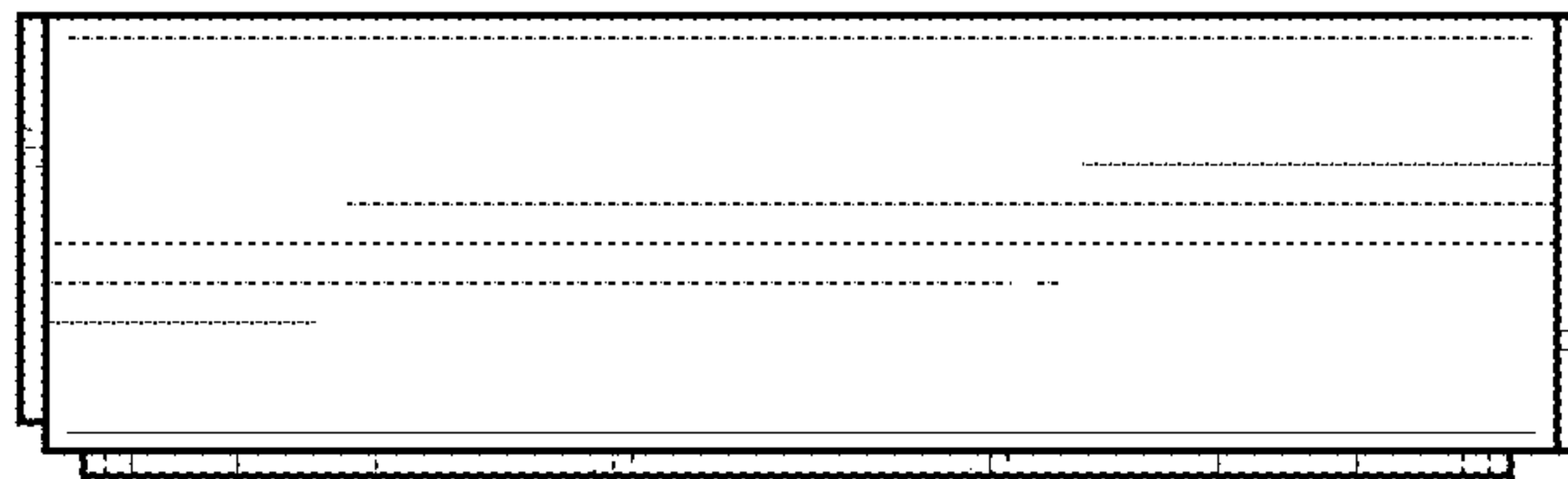


FIG. 15

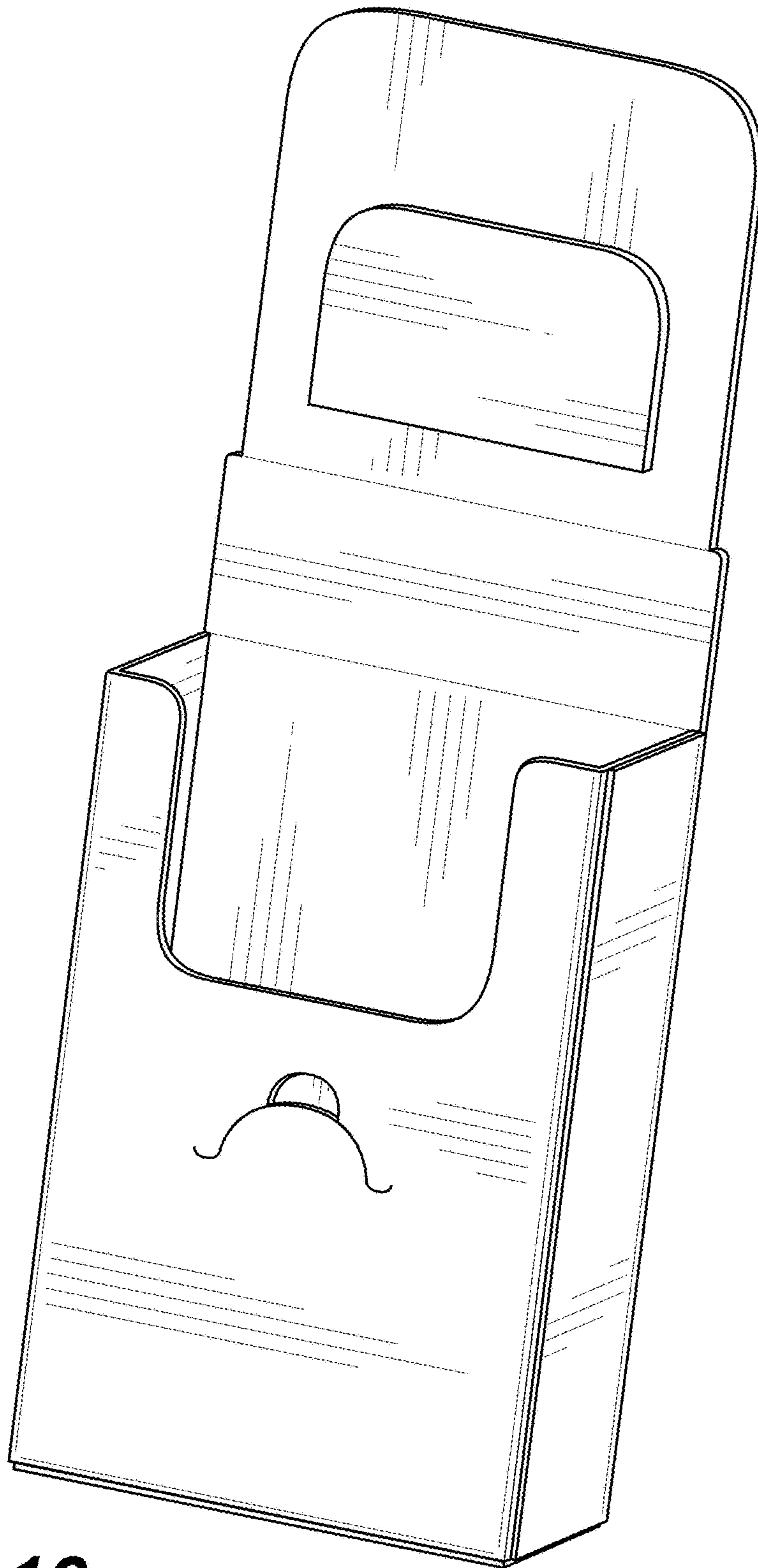


FIG. 16

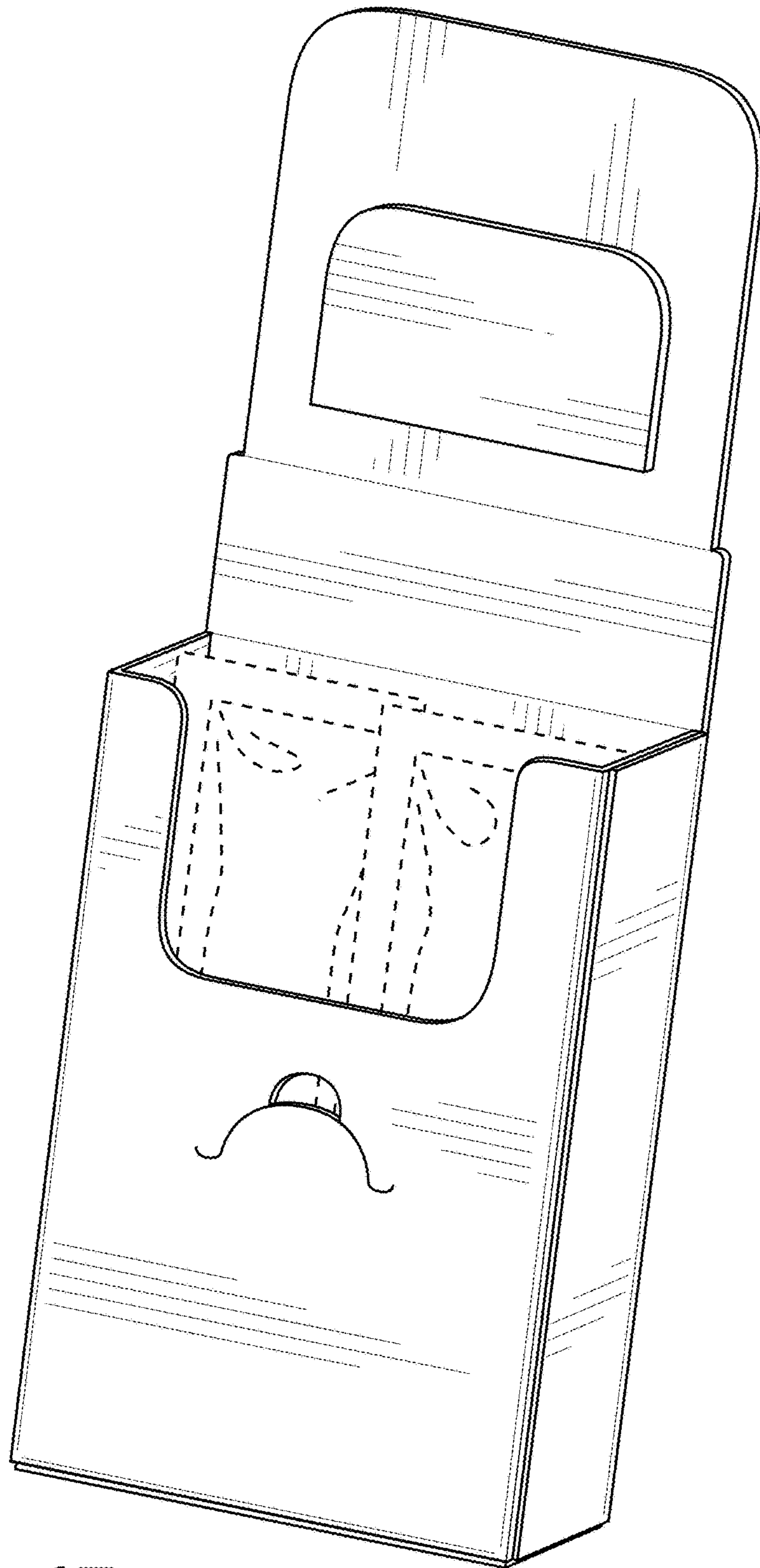


FIG. 17

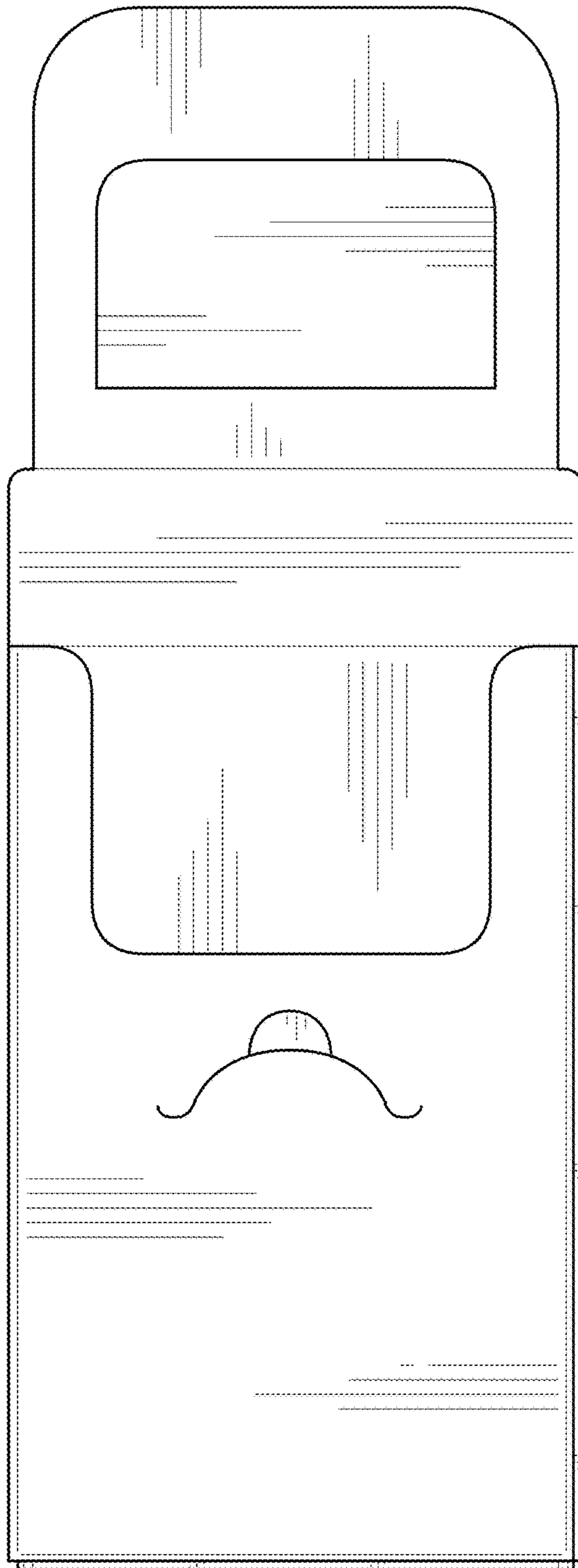


FIG. 18




FIG. 19




FIG. 20




FIG. 21




FIG. 22




FIG. 23

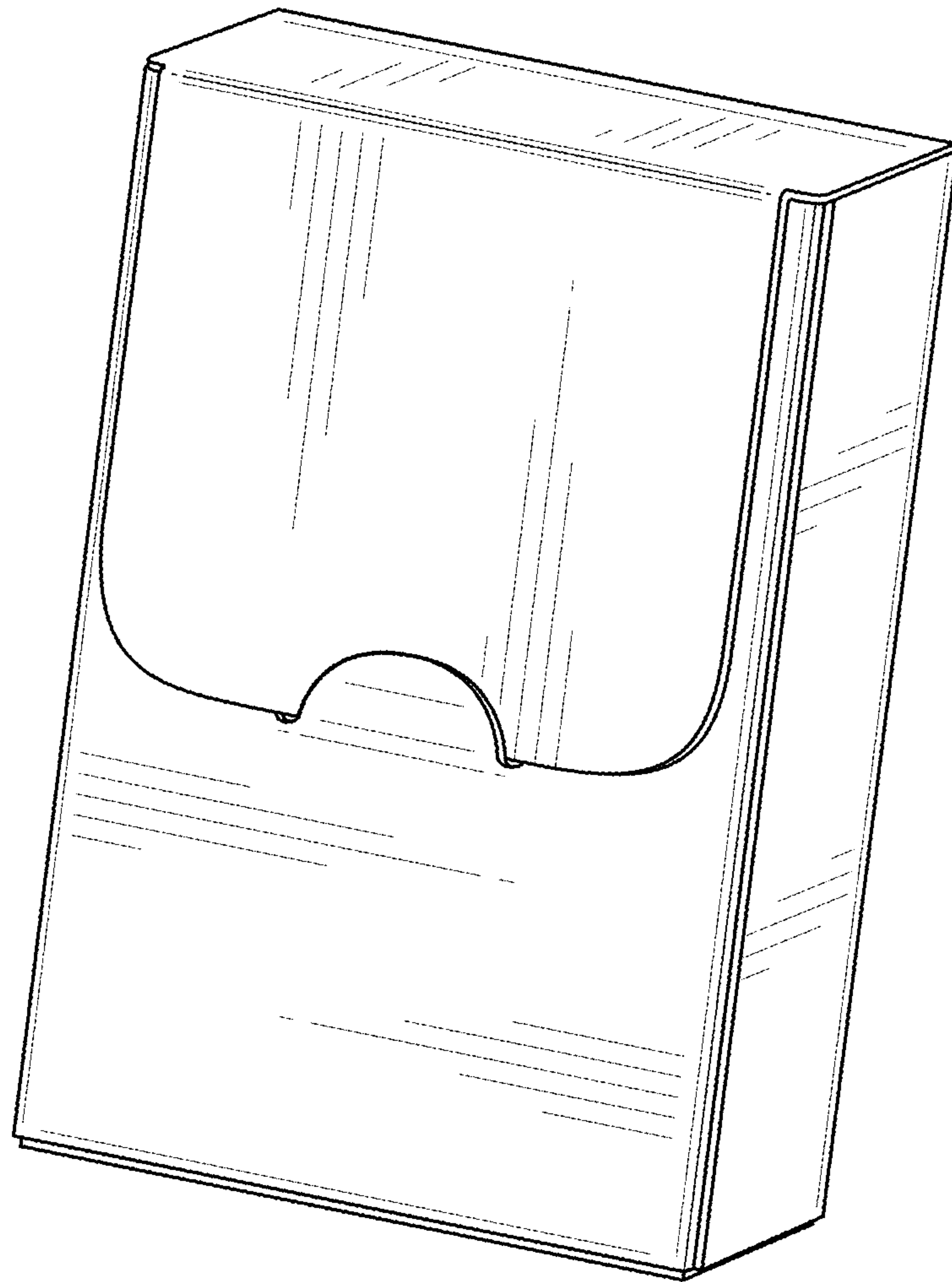


FIG. 24

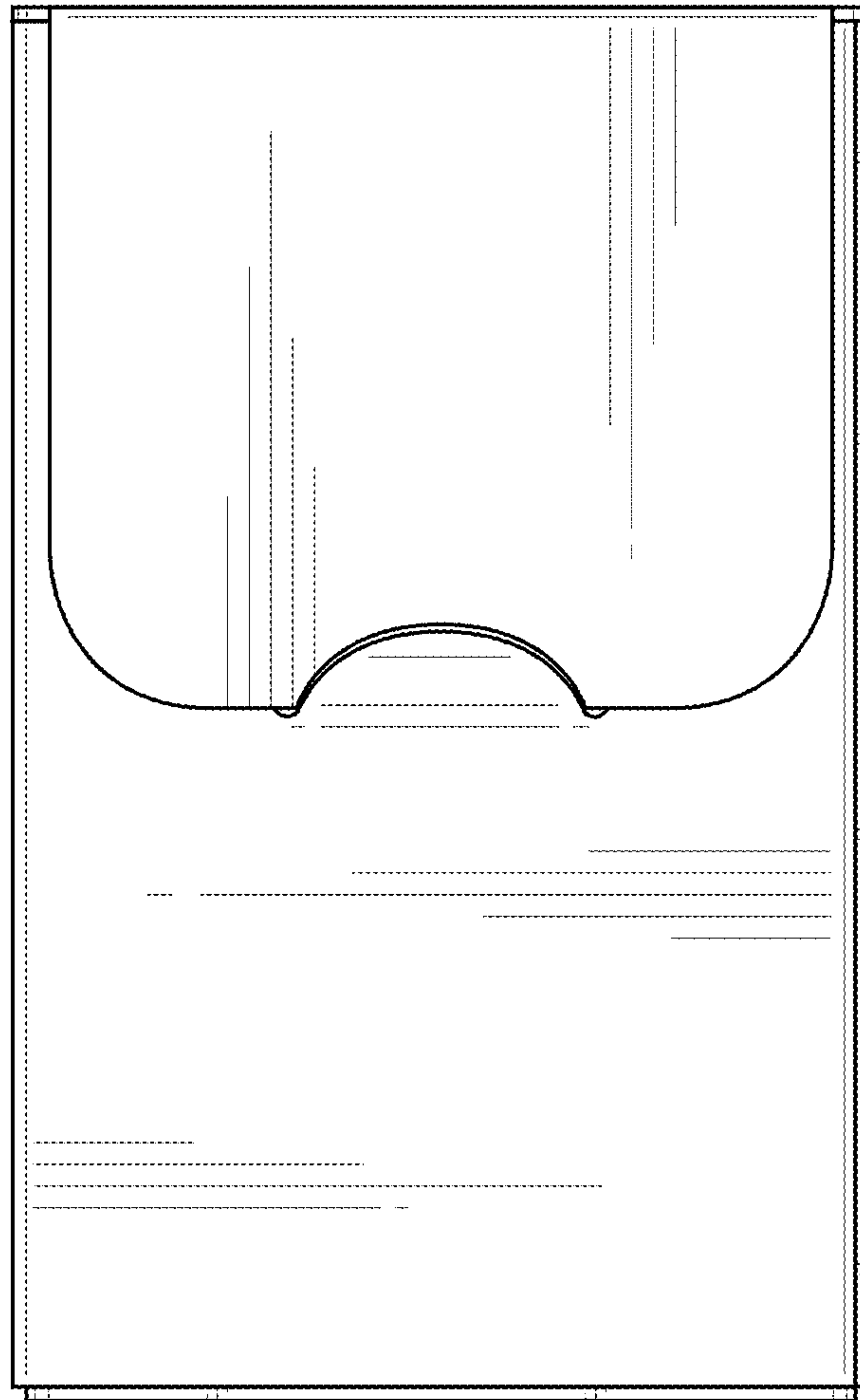


FIG. 25




FIG. 26

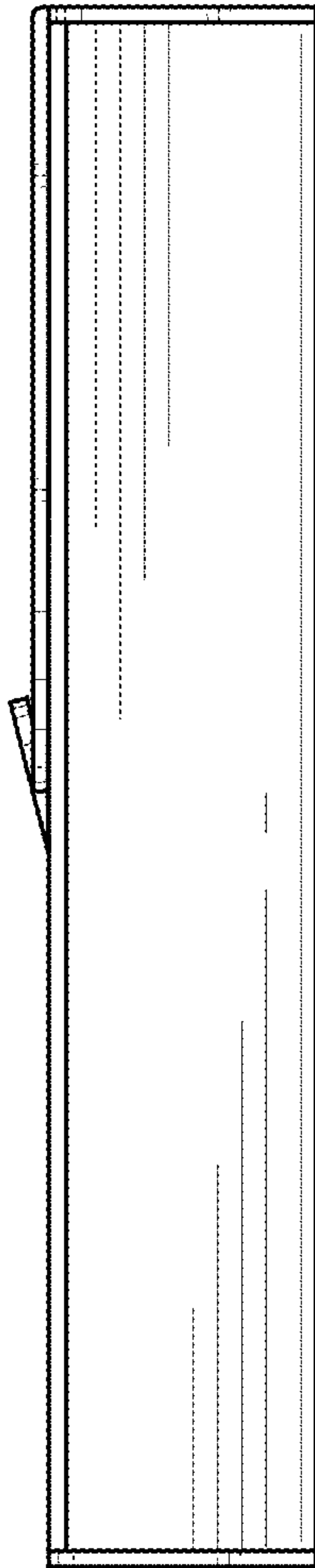


FIG. 27

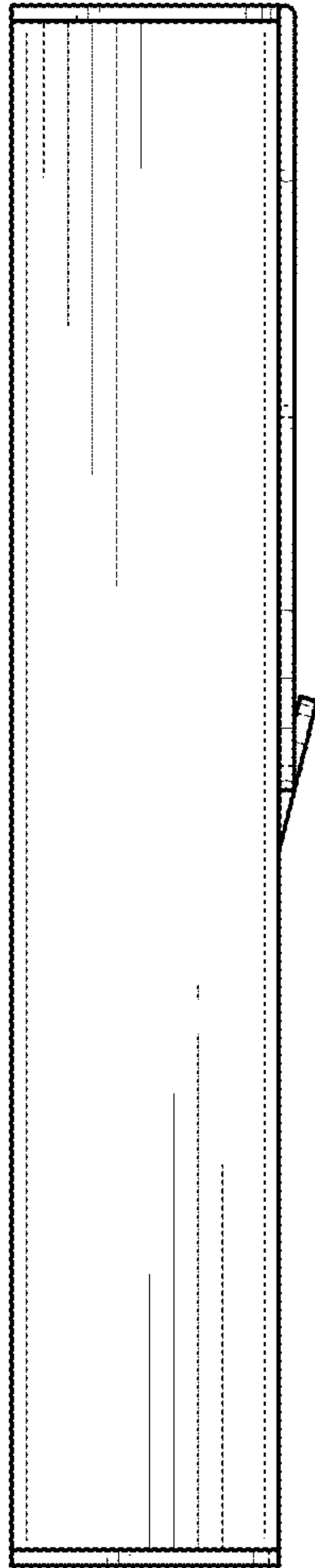


FIG. 28

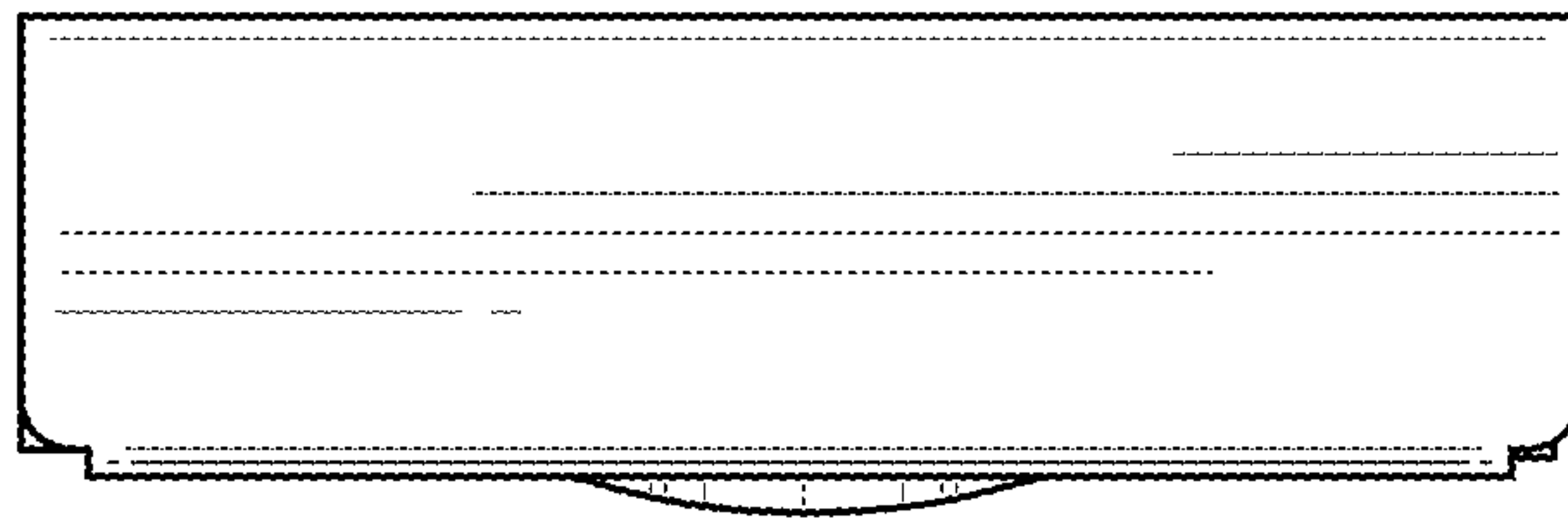


FIG. 29

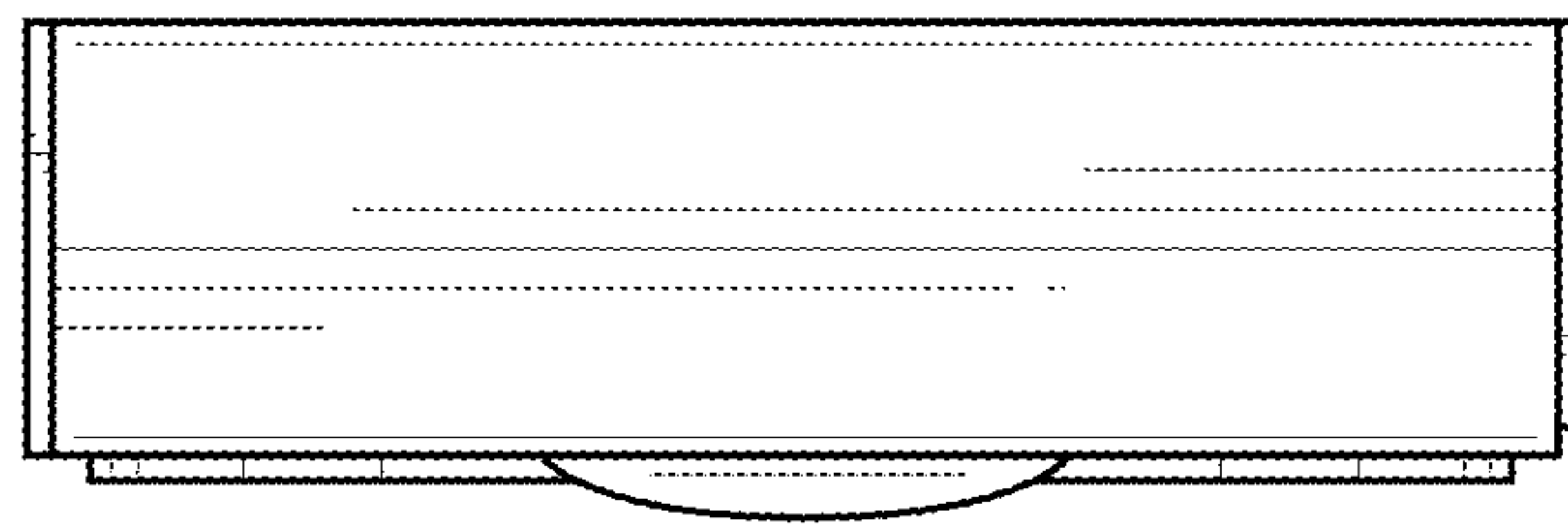


FIG. 30