



US00D801797S

(12) **United States Design Patent** (10) **Patent No.:** **US D801,797 S**  
**Powers** (45) **Date of Patent:** **\*\* Nov. 7, 2017**

(54) **GAGE FOR PRESS PACK CLAMP**  
(71) Applicant: **LWE, Inc.**, Maple Grove, MN (US)  
(72) Inventor: **Al Powers**, Maple Grove, MN (US)  
(73) Assignee: **LWE, Inc.**, Maple Grove, MN (US)  
(\*\*) Term: **15 Years**

D692,393 S \* 10/2013 Hillman ..... D13/102  
D736,609 S \* 8/2015 Coats ..... D8/394  
D737,134 S \* 8/2015 Thompson ..... D8/396  
D741,564 S \* 10/2015 Schlothauer ..... D34/28  
D749,935 S \* 2/2016 Rook ..... D8/349  
D762,536 S \* 8/2016 Wurzer ..... D12/174  
D764,874 S \* 8/2016 Tarantino ..... D7/601  
D765,156 S \* 8/2016 Matsumoto ..... D15/138  
D765,157 S \* 8/2016 Matsumoto ..... D15/138  
D768,097 S \* 10/2016 Powers ..... D13/199

(21) Appl. No.: **29/543,033**  
(22) Filed: **Oct. 20, 2015**  
(51) **LOC (10) Cl.** ..... **08-08**  
(52) **U.S. Cl.**  
USPC ..... **D8/394**  
(58) **Field of Classification Search**  
USPC .... D8/330, 349, 354, 382, 394-396, 71, 72,  
D8/73, 74, 499, 380; D13/149, 154, 173,  
D13/184, 199, 129, 155; 411/337;  
D25/108, 113, 114, 119, 126, 133;  
D7/637; D34/28; D12/174; D15/138  
CPC ..... H01L 2023/40; H01L 23/42; F16B 31/02;  
F16B 31/00; H01R 4/38; H01R 4/66;  
H01R 4/00; H01R 23/00; G01R 1/067;  
H01B 17/14; H01B 17/16  
See application file for complete search history.

**OTHER PUBLICATIONS**

“Semiconductor Data Handbook”, General Electric Company, third edition, Syracuse, NY, USA, 2007, 8 pages.

\* cited by examiner

*Primary Examiner* — Susan E Krakower  
*Assistant Examiner* — Michael Maharajh  
(74) *Attorney, Agent, or Firm* — Hamre, Schumann,  
Mueller & Larson, P.C.

(56) **References Cited**  
U.S. PATENT DOCUMENTS  
4,457,080 A \* 7/1984 Glan ..... E04G 21/1808  
33/404  
D432,886 S \* 10/2000 Hembroff ..... D8/74  
D440,138 S \* 4/2001 Campbell ..... D8/71  
D582,344 S \* 12/2008 Colopy ..... D13/129  
D606,379 S \* 12/2009 Hughes ..... D8/394  
D629,920 S \* 12/2010 Tezak ..... D25/114  
D667,296 S \* 9/2012 Eichner ..... D8/380

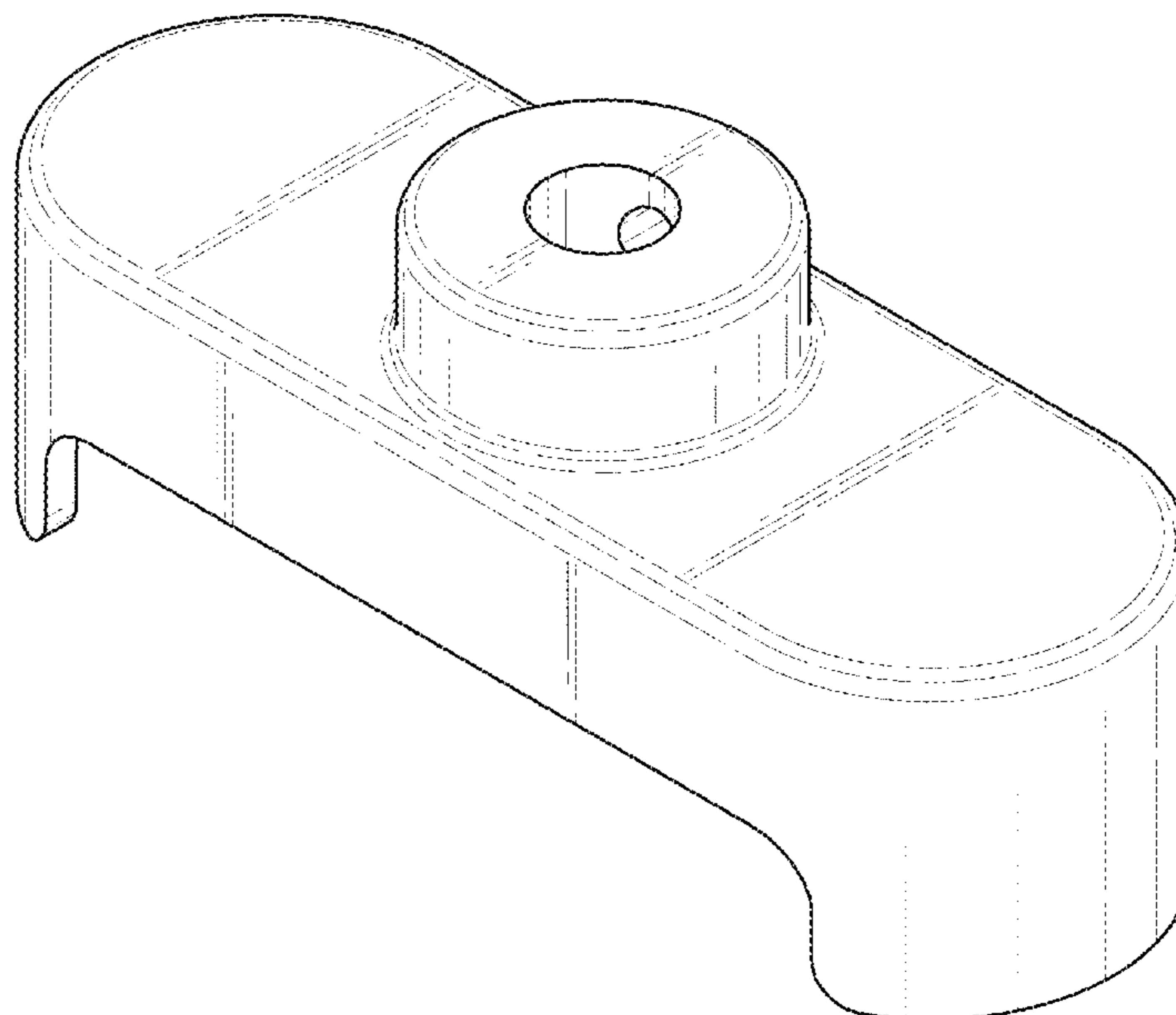
(57) **CLAIM**

The ornamental design for a gage for press pack clamp, as shown and described.

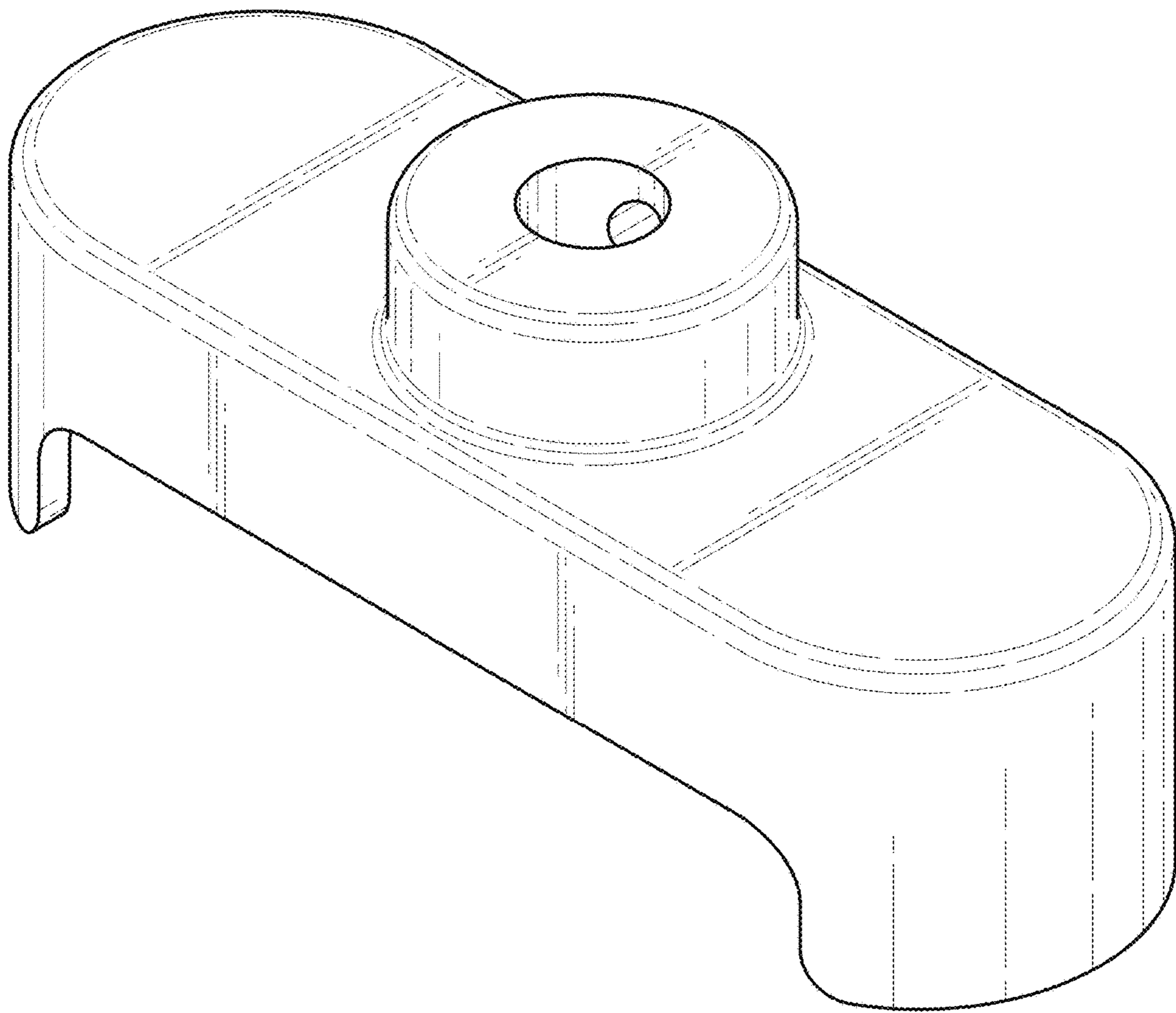
**DESCRIPTION**

FIG. 1 is a top perspective view of a gage for press pack clamp, showing my new design;  
FIG. 2 is a bottom perspective view thereof;  
FIG. 3 is a rear elevational view thereof;  
FIG. 4 is a front elevational view thereof;  
FIG. 5 is a top plan view thereof;  
FIG. 6 is a bottom plan view thereof; and,  
FIG. 7 is a left side elevational view, a right side being a mirror image thereof.

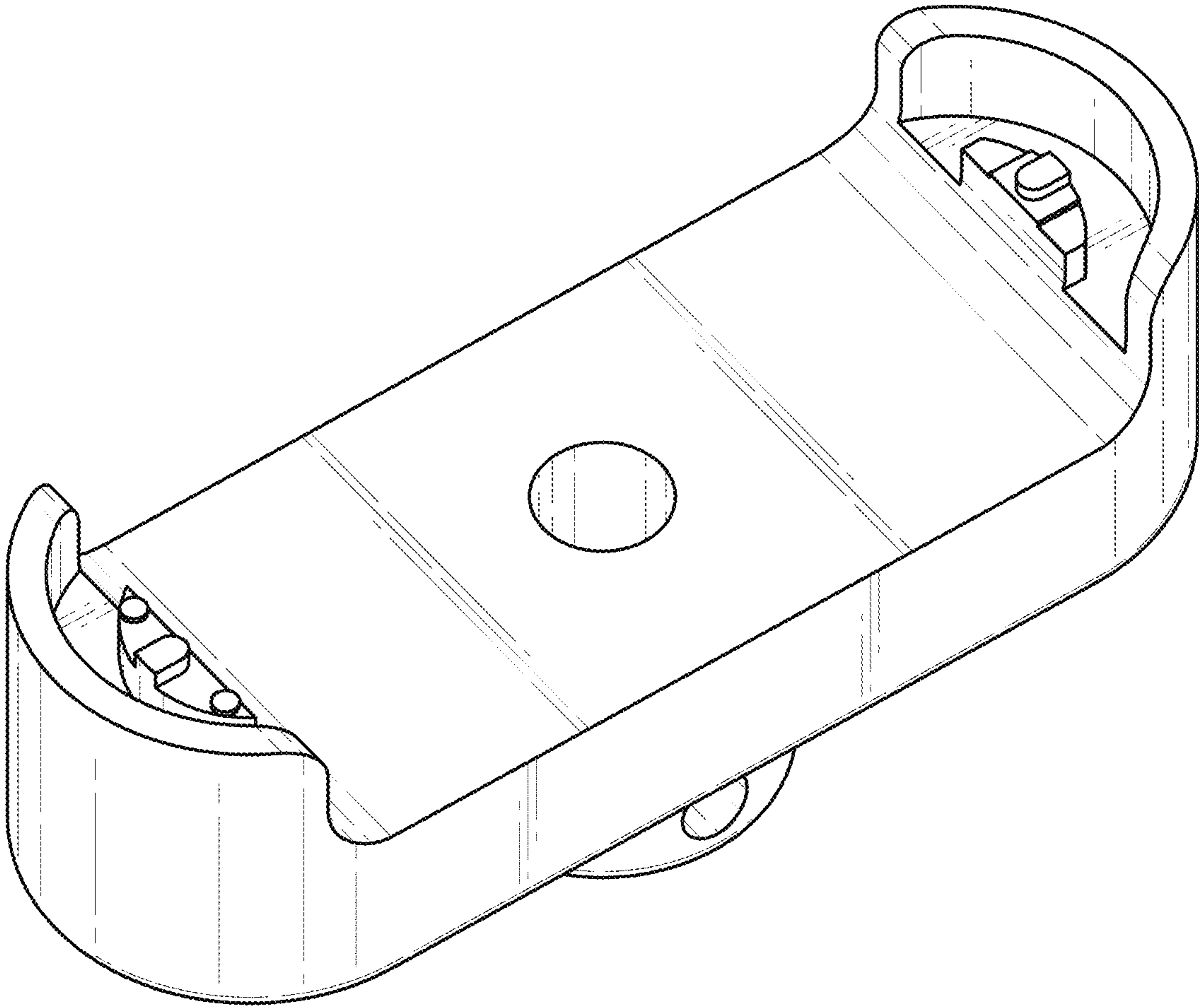
**1 Claim, 4 Drawing Sheets**



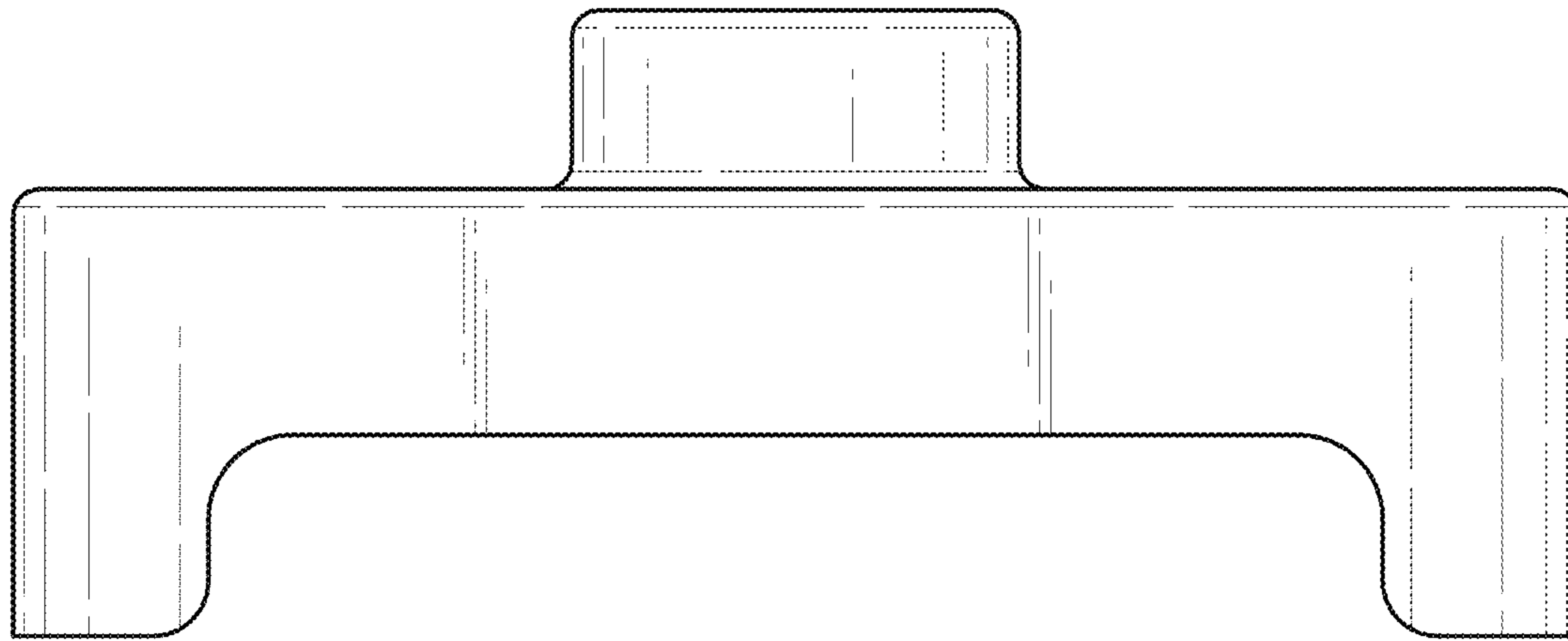
*Fig. 1*



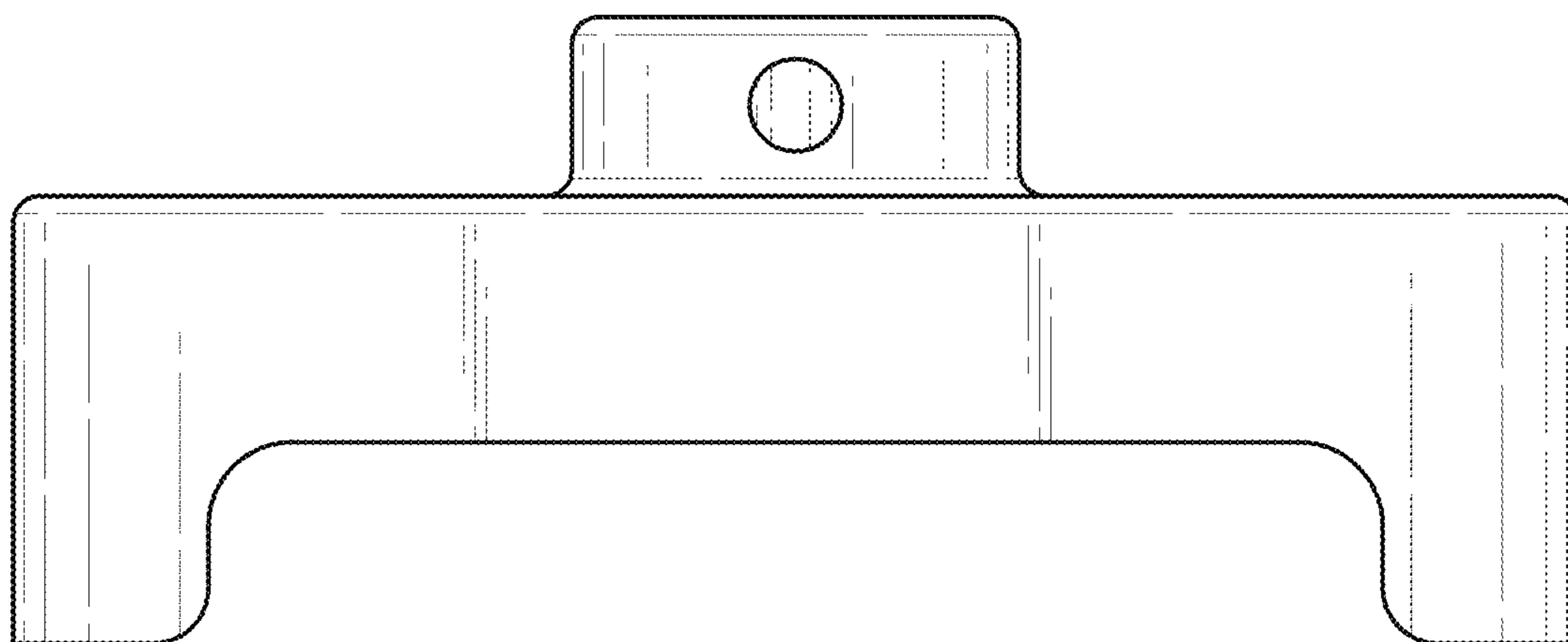
*Fig. 2*



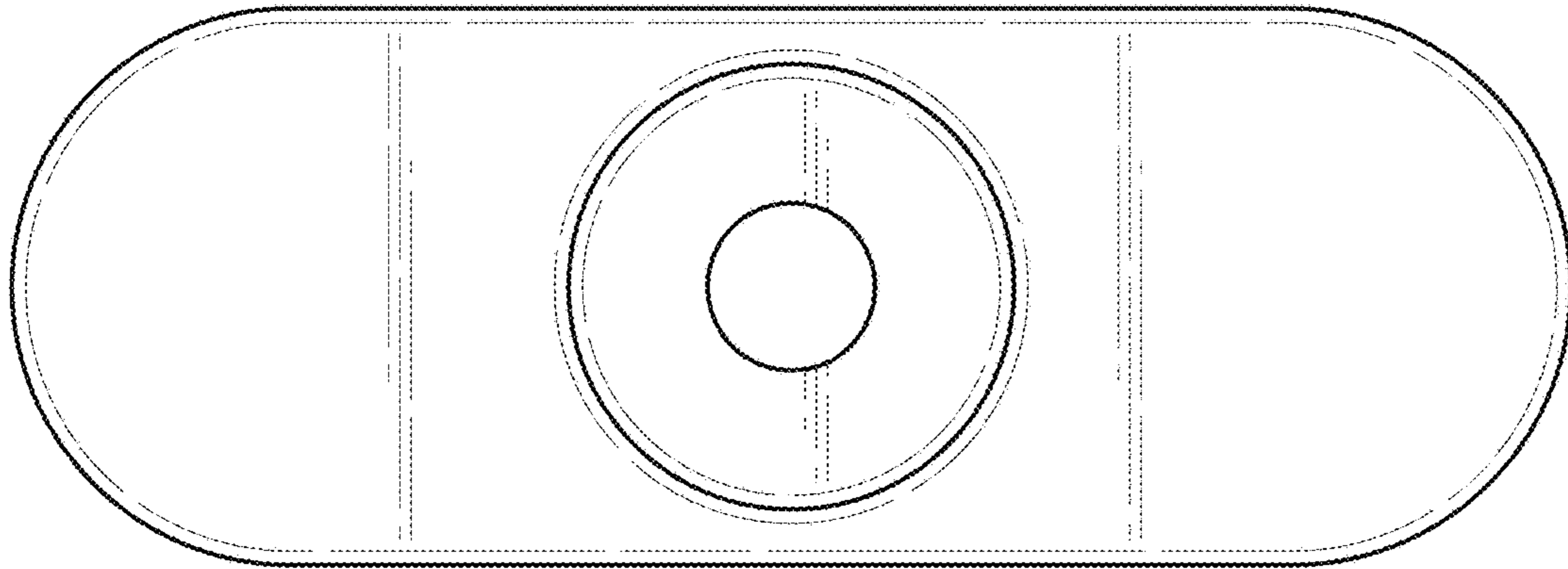
*Fig. 3*



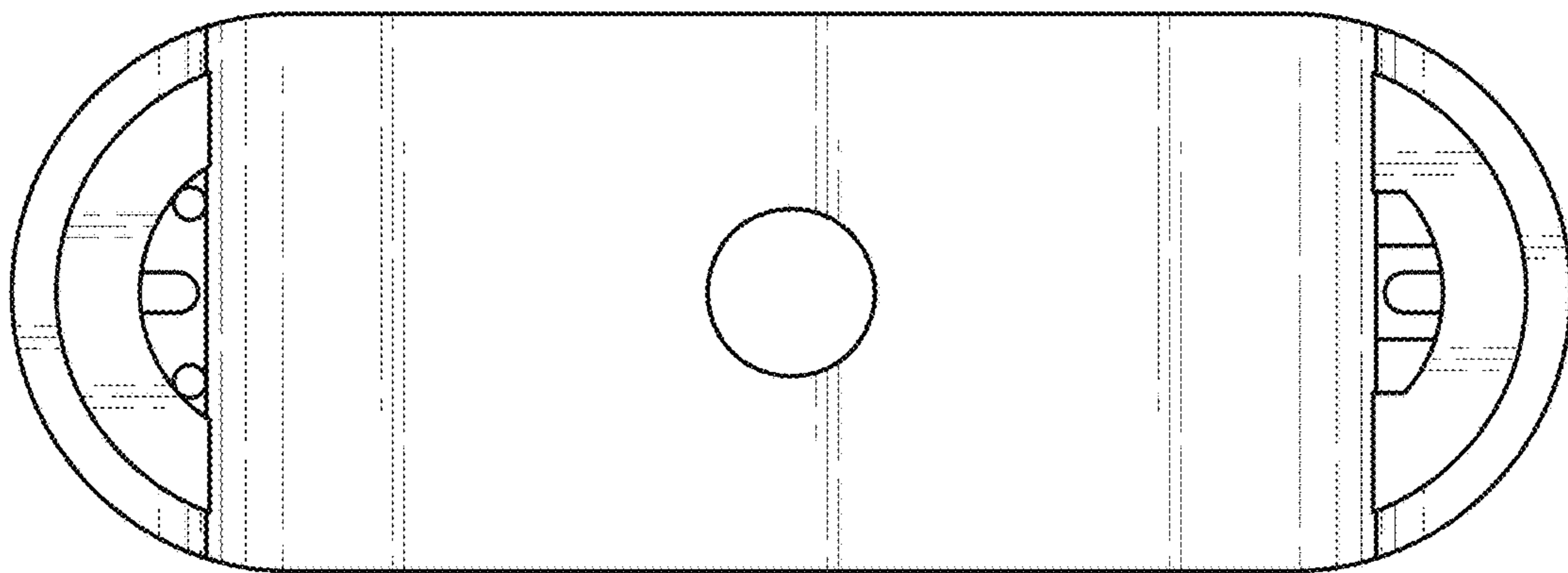
*Fig. 4*



*Fig. 5*



*Fig. 6*



*Fig. 7*

