

US00D801788S

(12) **United States Design Patent** (10) **Patent No.:** **US D801,788 S**
Dershem (45) **Date of Patent:** **** Nov. 7, 2017**

(54) **BUNGEE CORD HOOK**
(71) Applicant: **Our Remedy LLC**, Zionsville, PA (US)
(72) Inventor: **Jeffrey L. Dershem**, Zionsville, PA (US)
(73) Assignee: **Our Remedy LLC**, Zionsville, PA (US)
(**) Term: **15 Years**

D730,159 S * 5/2015 Grimm D8/356
D730,722 S * 6/2015 Grimm D8/356
D740,646 S * 10/2015 Sargent D8/367
D743,778 S * 11/2015 Huang D8/367
D755,612 S * 5/2016 Cooper D8/367
D758,172 S * 6/2016 Hung D8/367
D765,493 S * 9/2016 Spater D8/356
D765,497 S * 9/2016 Petzl D8/356
D766,071 S * 9/2016 Spater D8/356
D778,145 S * 2/2017 Smith D8/367
2016/0230804 A1 * 8/2016 Huang F16B 45/02
2016/0255918 A1 * 9/2016 Grossman F16B 45/02

(21) Appl. No.: **29/557,737**
(22) Filed: **Mar. 11, 2016**
(51) **LOC (10) Cl.** **08-05**
(52) **U.S. Cl.**
USPC **D8/367**
(58) **Field of Classification Search**
USPC D8/367, 354, 349, 394, 372; D3/228;
224/247, 197
CPC F16L 3/13; F16L 3/26; A47G 23/0225;
A47G 25/06; A47G 1/16; A47F 5/0846;
A47F 5/02; H02G 11/003; D06F 5/00;
E04H 17/10; A45F 5/02; F16B 45/02
See application file for complete search history.

OTHER PUBLICATIONS

<https://marinedebrisbloq.wordpress.com/2010/12/03/woe005/>
“What on Earth?” Dec. 3, 2010, by NOAA Marine Debris Program.

* cited by examiner

Primary Examiner — Cynthia Underwood
(74) *Attorney, Agent, or Firm* — Clark & Brody

(57) **CLAIM**

The ornamental design for a bungee cord hook, as shown and described.

(56) **References Cited**

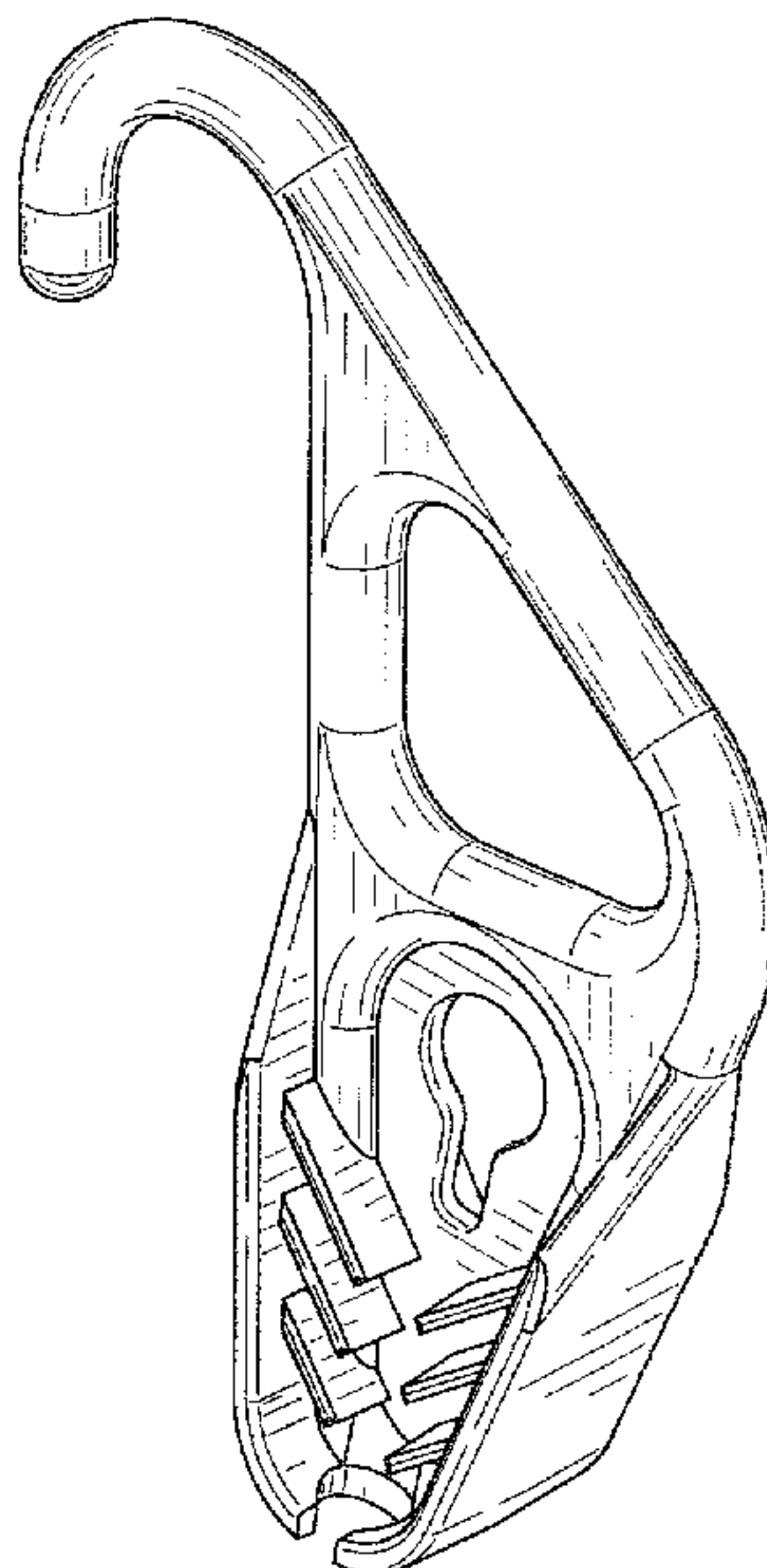
U.S. PATENT DOCUMENTS

D271,465 S * 11/1983 Boissonnet D8/367
D272,717 S * 2/1984 Faidide D8/367
5,257,441 A * 11/1993 Barlow F16B 45/02
24/599.5
5,538,303 A * 7/1996 Dunham B63B 21/54
24/599.1
D455,642 S * 4/2002 Kelleghan D8/367
D485,431 S * 1/2004 Hsu D3/210
D520,345 S * 5/2006 Kelleghan D8/356
D521,362 S * 5/2006 Kelleghan D8/356
D573,875 S * 7/2008 Anderson D8/367
D699,098 S * 2/2014 Fretz D8/367

DESCRIPTION

FIG. 1 is a front side perspective view of a bungee cord hook, showing my new design;
FIG. 2 is a right side view thereof, with the left side view being identical thereto;
FIG. 3 is a rear view thereof;
FIG. 4 is a front view thereof;
FIG. 5 is a top view thereof; and,
FIG. 6 is bottom view thereof.
The broken lines shown in the drawings form no part of the claimed design.

1 Claim, 3 Drawing Sheets



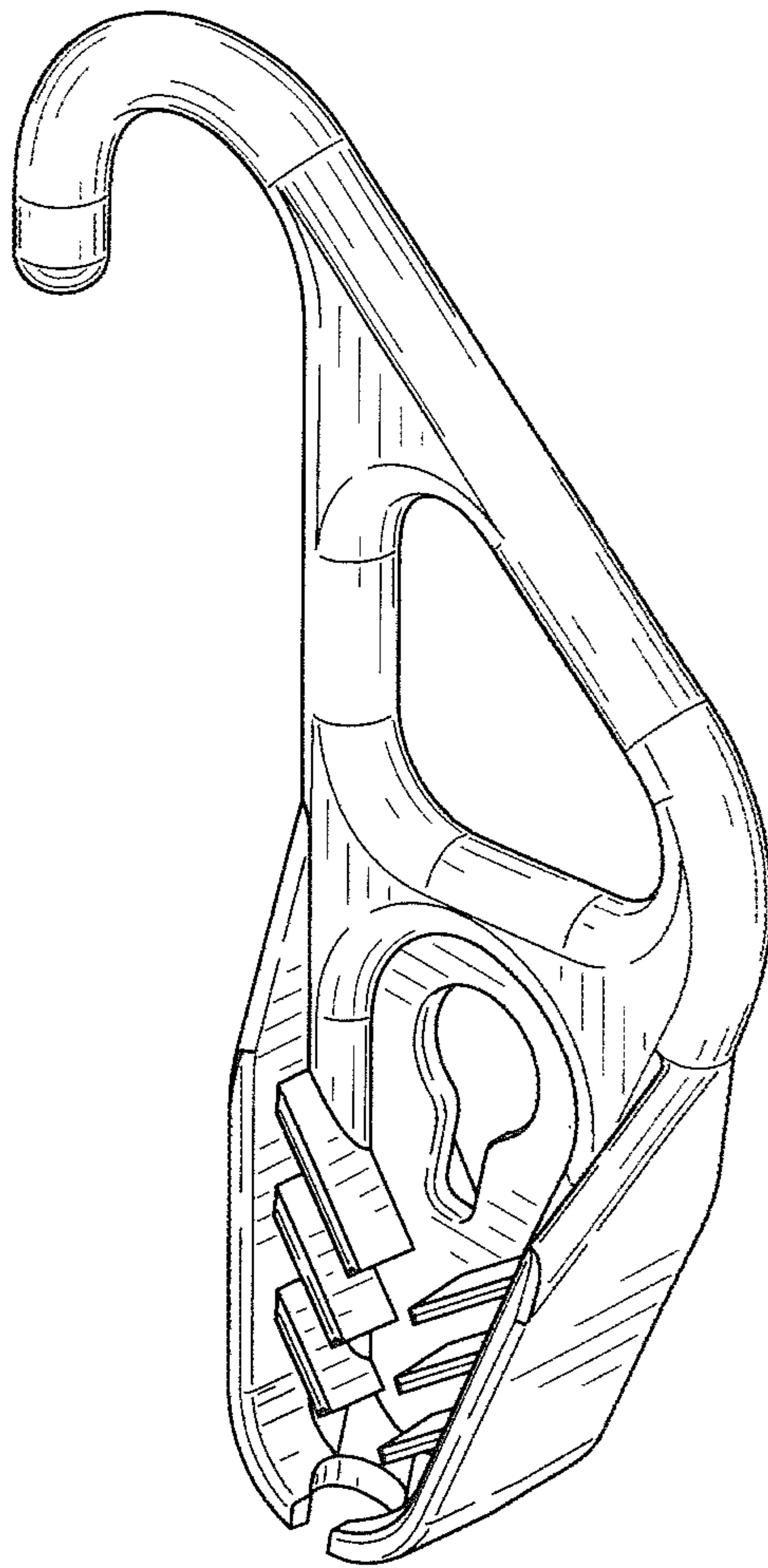


FIG. 1

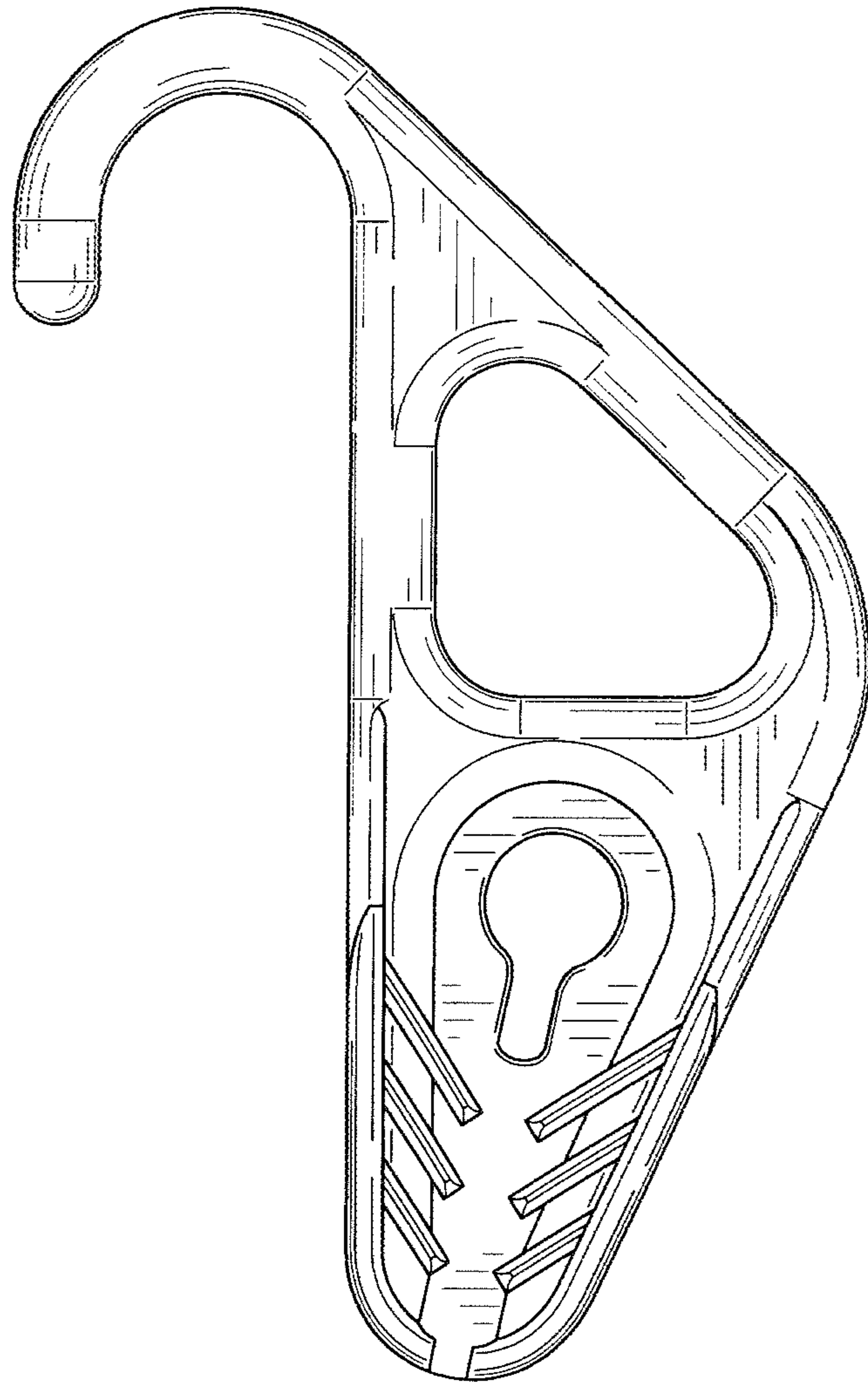


FIG. 2

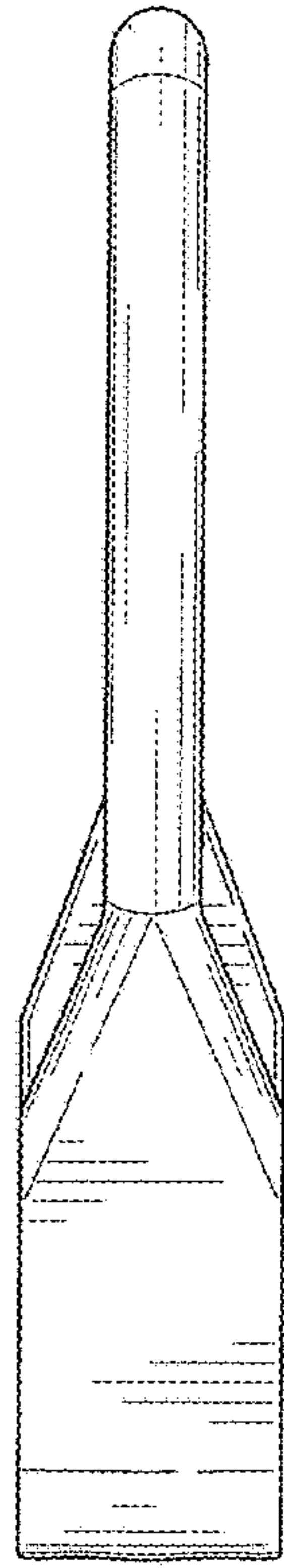


FIG. 3

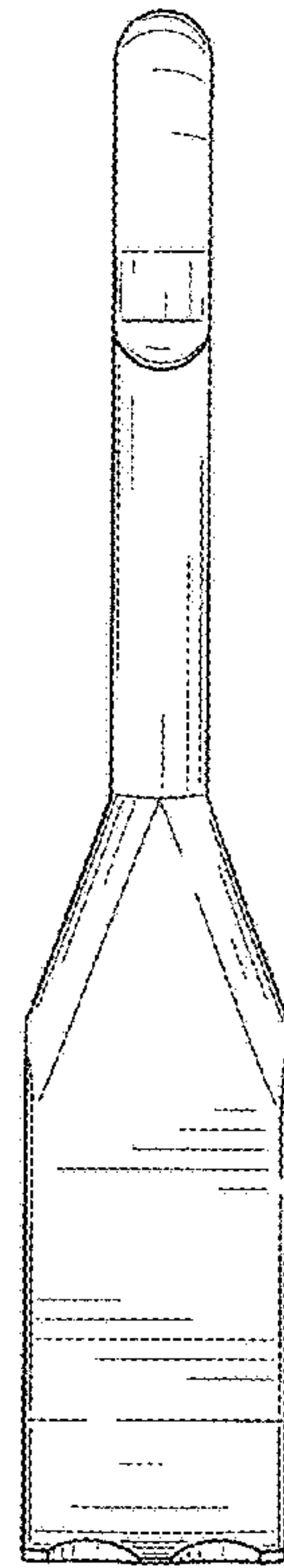


FIG. 4

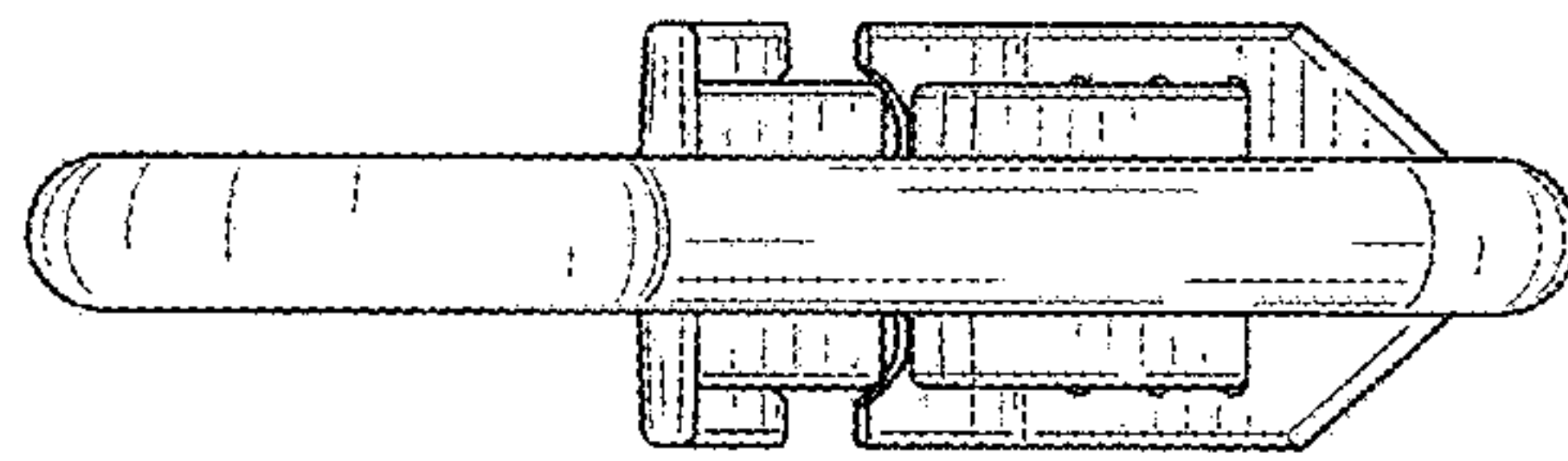


FIG. 5

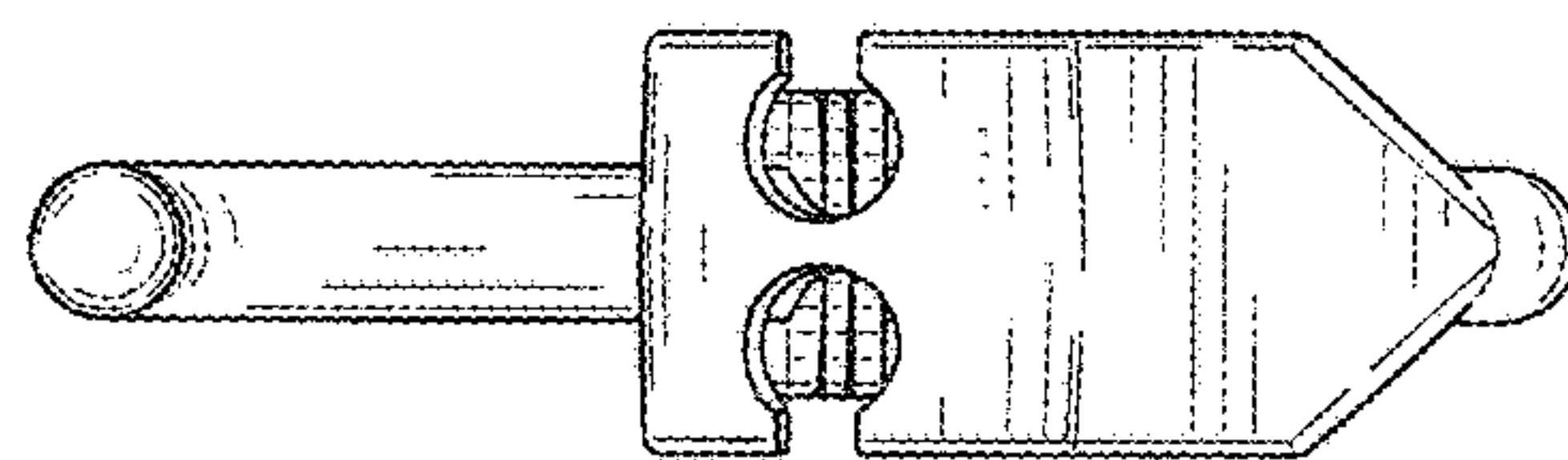


FIG. 6