

US00D801776S

(12) **United States Design Patent**
Dhawan

(10) **Patent No.:** **US D801,776 S**

(45) **Date of Patent:** **** Nov. 7, 2017**

(54) **HANDLE FOR TOOLS**
(71) Applicant: **SNOBLAD LIMITED**, Manchester (GB)
(72) Inventor: **Phillip Dhawan**, Manchester (GB)
(**) Term: **15 Years**
(21) Appl. No.: **35/501,247**
(22) Filed: **Feb. 26, 2016**

4,575,936 A * 3/1986 Gringer B25G 3/28
279/39
D296,946 S * 7/1988 Stirling D32/41
D327,616 S * 7/1992 Owens D8/45
5,345,724 A * 9/1994 Ng, Jr. B24B 23/04
451/351
D404,985 S * 2/1999 Fredrickson 294/15
5,924,204 A * 7/1999 Lane A47L 13/022
15/236.01
6,237,225 B1 * 5/2001 Tarrant B26B 5/005
15/236.01
6,325,708 B1 * 12/2001 Miles B24D 15/023
451/344

(Continued)

(80) **Hague Agreement Data**

Int. Filing Date: **Feb. 26, 2016**
Int. Reg. No.: **DM/091491**
Int. Reg. Date: **Feb. 26, 2016**
Int. Reg. Pub. Date: **Jul. 22, 2016**

Primary Examiner — Elizabeth Albert

(74) *Attorney, Agent, or Firm* — Sheridan Ross P.C

(51) **LOC (10) Cl.** **08-05**
(52) **U.S. Cl.**
USPC **D8/107**

(57) **CLAIM**

The ornamental design for a handle for tools, as shown and described.

(58) **Field of Classification Search**
USPC D8/7, 10, 14, 88, 89, 104, 105, 106, 107,
D8/300, DIG. 7; D15/32; D32/35, 40,
D32/41, 42, 46, 48, 49, 50, 51, 52;
D21/532
CPC ... E01H 5/02; A47L 1/06; A47L 13/02; A47L
13/022; A47L 13/08; B25G 1/04; E04F
21/1655
See application file for complete search history.

DESCRIPTION


1. Handle for tools
1.1 is a perspective view of a handle for tools showing the new design;
1.2 is a top view of the handle for tools of 1.1;
1.3 is a left view of the handle for tools of 1.1;
1.4 is a front view of the handle for tools of 1.1;
1.5 is a right view of the handle for tools of 1.1;
1.6 is a back view of the handle for tools of 1.1; and
1.7 is a bottom view of the handle for tools of 1.1.
Figure 1.1 is a perspective view of a handle for tools showing the new design; figure 1.2 is a top perspective view of the handle for tools of figure 1.1; figure 1.3 is a left view of the handle for tools of figure 1.1; figure 1.4 is a front view of the handle for tools of figure 1.1; figure 1.5 is a right view of the handle for tools of figure 1.1; figure 1.6 is a back view of the handle for tools of figure 1.1; figure 1.7 is a bottom view of the handle for tools of figure 1.1.

(56) **References Cited**

U.S. PATENT DOCUMENTS

366,099 A * 7/1887 Hinchman E01H 5/02
294/56
1,650,463 A * 11/1927 Pitts A01B 1/08
172/371
2,123,638 A * 7/1938 Steccone A47L 1/06
15/245
2,225,432 A * 12/1940 Ginsberg A47L 1/06
15/145
D253,085 S * 10/1979 Mercer D32/49

1 Claim, 7 Drawing Sheets



(56)


References Cited

U.S. PATENT DOCUMENTS

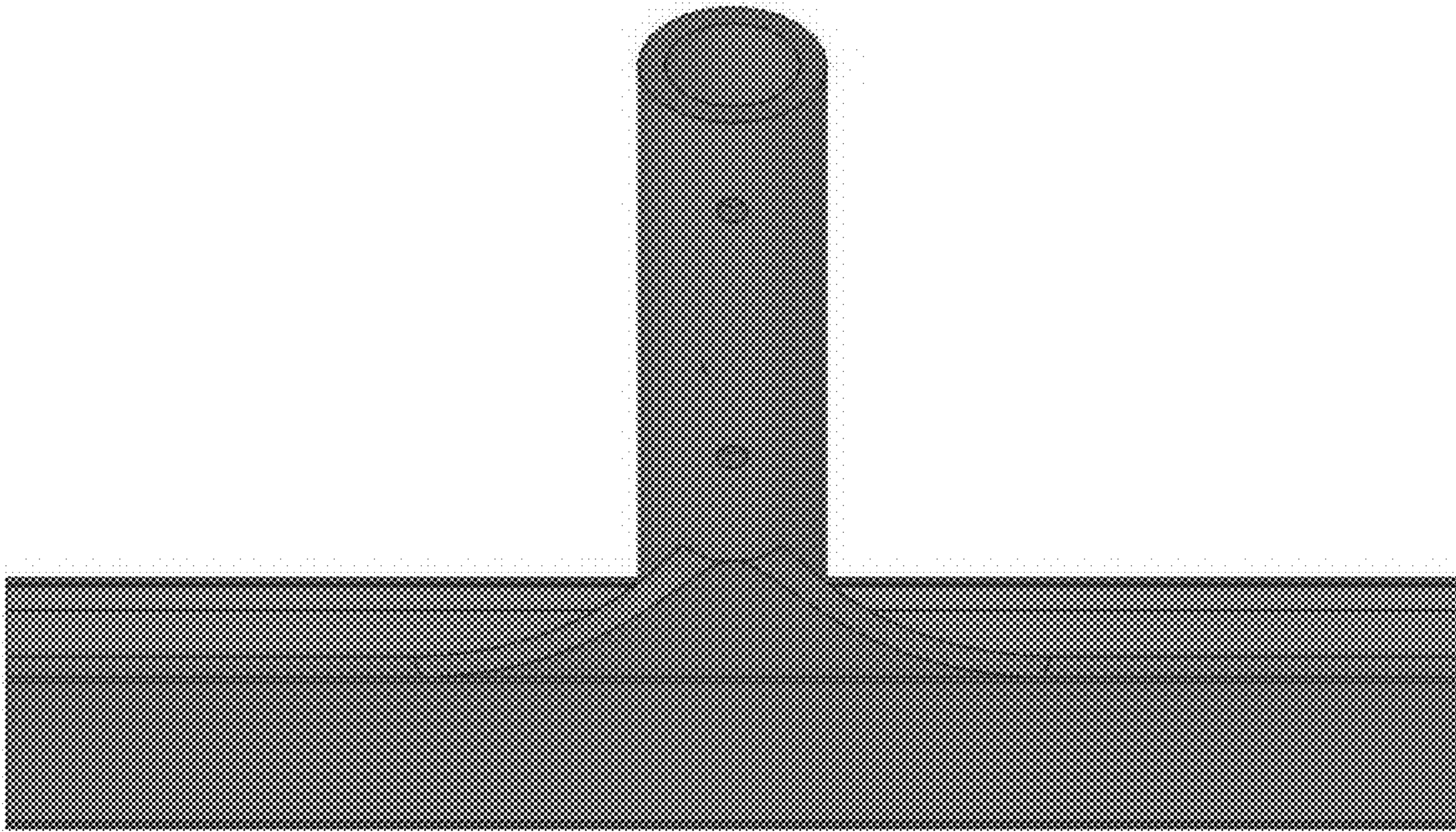
7,011,570	B1 *	3/2006	MacLeod	B24D 15/02 451/344
7,485,031	B1 *	2/2009	Stubbs	B24B 7/184 451/523
D587,871	S *	3/2009	van Deursen	D32/46
7,617,666	B1 *	11/2009	Marchese	A01D 7/00 56/400.04
7,695,036	B2 *	4/2010	Smetana	E01H 5/02 15/245
D615,261	S *	5/2010	Bunnag	D32/48
7,930,831	B2 *	4/2011	Lin	B44D 3/164 30/169
8,100,447	B2 *	1/2012	DeWinter	A01B 1/02 294/51
8,302,317	B2 *	11/2012	Lin	A47L 13/08 15/236.01
D672,106	S *	12/2012	Lee	D32/49
8,356,415	B2 *	1/2013	Lin	A47L 13/08 15/236.01
D684,450	S *	6/2013	Boies	D8/88
8,533,896	B2 *	9/2013	Lemke	B60S 3/047 15/236.01
D760,043	S *	6/2016	Dhawan	D8/10
2004/0043715	A1 *	3/2004	Miles	B24D 15/023 451/526
2009/0301051	A1 *	12/2009	Marchese	A01D 7/00 56/400.11

* cited by examiner

1.1



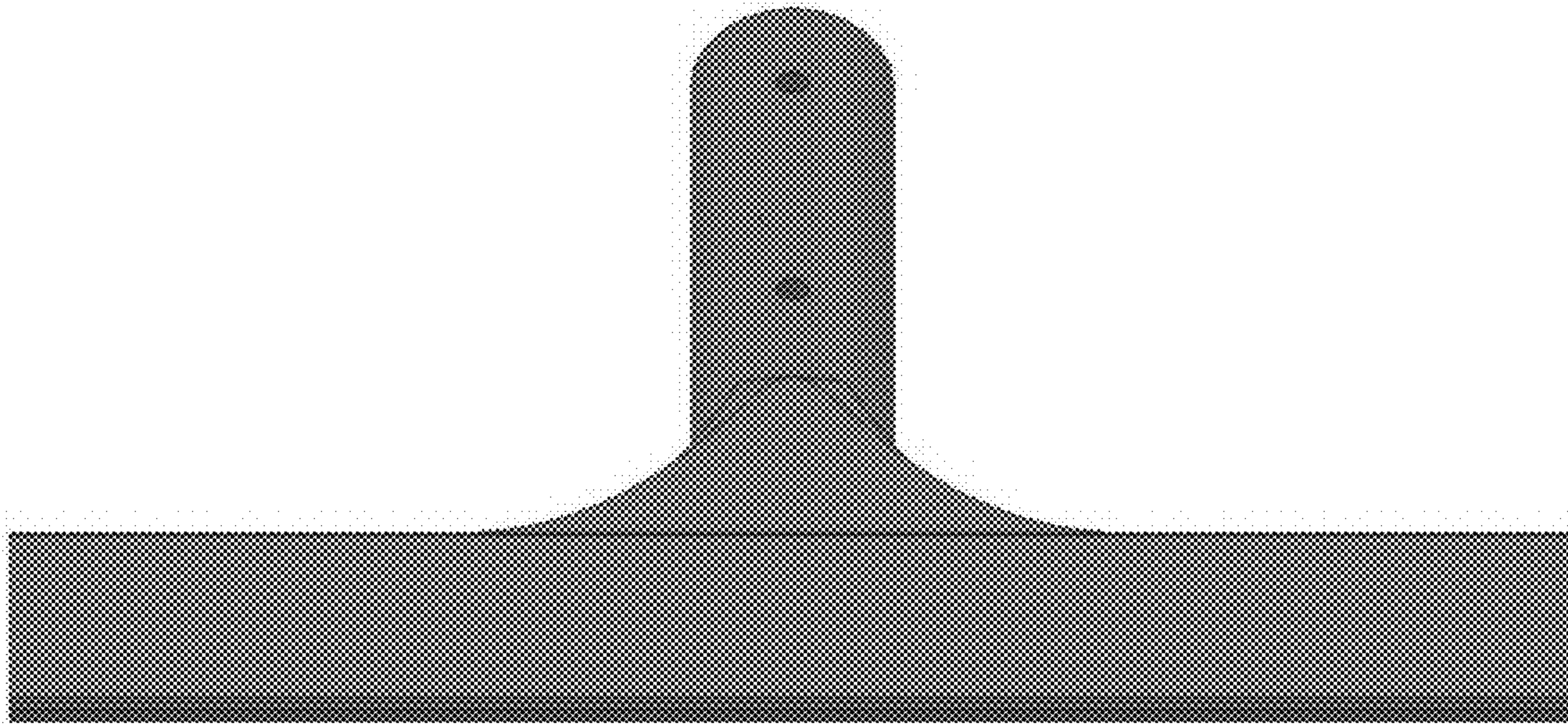
1.2



1.3



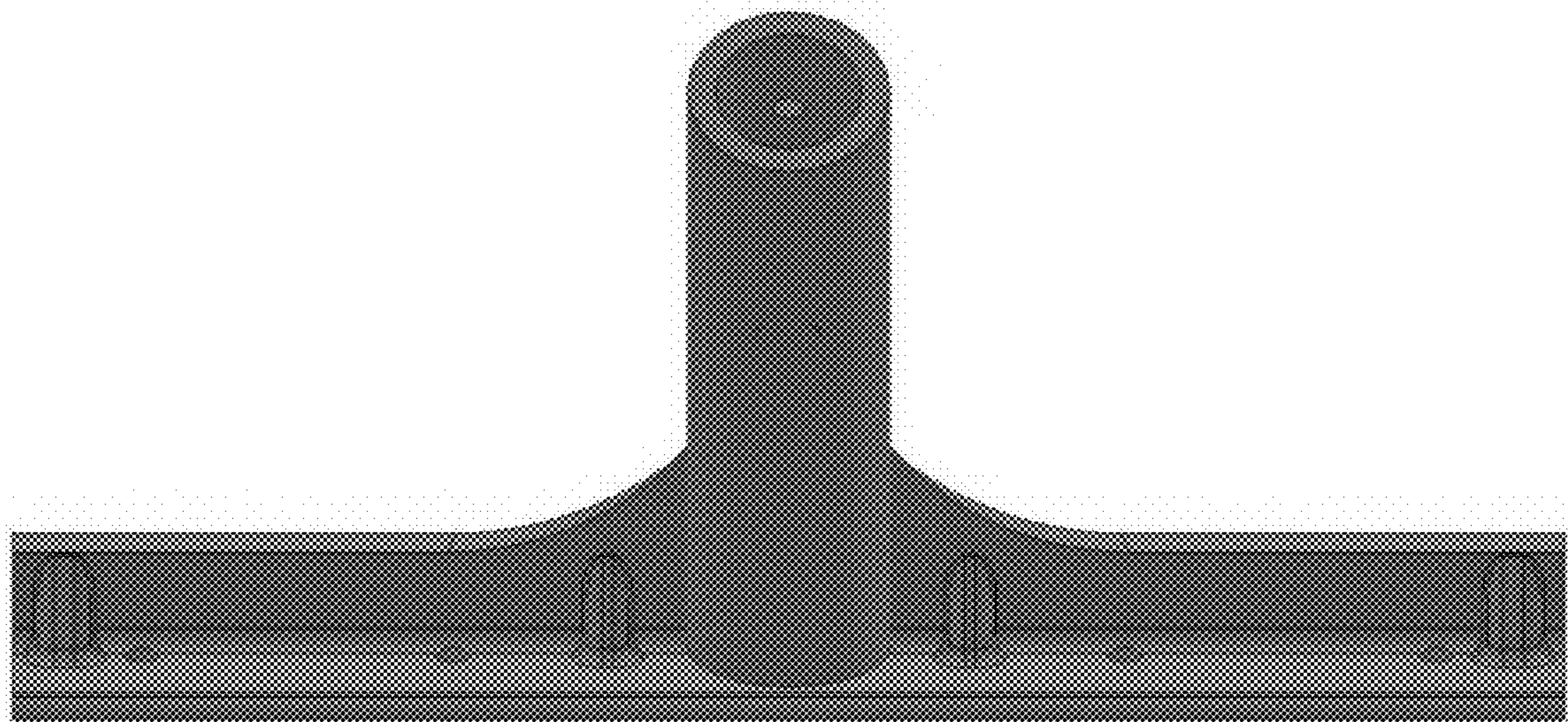
1.4



1.5



1.6



1.7

