



US00D801761S

(12) **United States Design Patent** (10) **Patent No.:** **US D801,761 S**  
**Neumann et al.** (45) **Date of Patent:** **\*\* Nov. 7, 2017**

- (54) **FOOD STORAGE BOX INSERT** 3,532,247 A \* 10/1970 Bridges ..... B65D 81/3834  
206/217
- (71) Applicant: **Boolabox, Inc.**, Newark (DE) 3,799,386 A \* 3/1974 Madalin ..... B65D 25/2897  
206/564
- (72) Inventors: **Maia Magdalena Neumann**, Cos Cob, CT (US); **Daniela Paone Devitt**, Doylestown, PA (US) 3,850,333 A \* 11/1974 Reichert ..... A45C 11/20  
206/545
- (73) Assignee: **BOOLABOX, INC.**, Newark, DE (US) 4,013,798 A \* 3/1977 Goltsos ..... B65D 81/3453  
219/729
- (\*\*) Term: **15 Years** D318,985 S \* 8/1991 Szablak ..... D30/133  
D320,909 S \* 10/1991 Szablak ..... D30/133  
5,167,973 A \* 12/1992 Snyder ..... B65D 1/36  
206/222
- (21) Appl. No.: **29/575,674** 5,328,051 A \* 7/1994 Potter ..... A47G 19/02  
220/501
- (22) Filed: **Aug. 26, 2016** D357,034 S \* 4/1995 King ..... D19/77  
(Continued)

**Related U.S. Application Data**

- (63) Continuation of application No. 12/946,996, filed on Nov. 16, 2010.
- (51) **LOC (10) Cl.** ..... **07-07**
- (52) **U.S. Cl.**  
USPC ..... **D7/701; D7/601**
- (58) **Field of Classification Search**  
USPC ..... D7/701-708, 629, 630, 550.1,  
D7/553.1-554.4, 601; D19/77, 78, 92  
CPC ..... A45C 11/20; A01K 5/0014; A01K 7/00;  
B65D 1/24; B65D 1/00; B65D 1/36;  
B65D 1/34; B65D 81/3813; B65D  
81/3834; B65D 5/2047; B65D 25/2897;  
B65D 25/04; A47G 19/02; A47G 23/06;  
A47B 23/002  
See application file for complete search history.

**References Cited**

**U.S. PATENT DOCUMENTS**

- D122,589 S \* 9/1940 Bastress ..... 220/575
- 3,025,947 A \* 3/1962 Hammer ..... A45C 11/20  
206/545
- 3,240,610 A \* 3/1966 Cease ..... A47G 23/0683  
126/390.1

*Primary Examiner* — Terry A Wallace

(74) *Attorney, Agent, or Firm* — Norton Rose Fulbright US LLP

(57) **CLAIM**

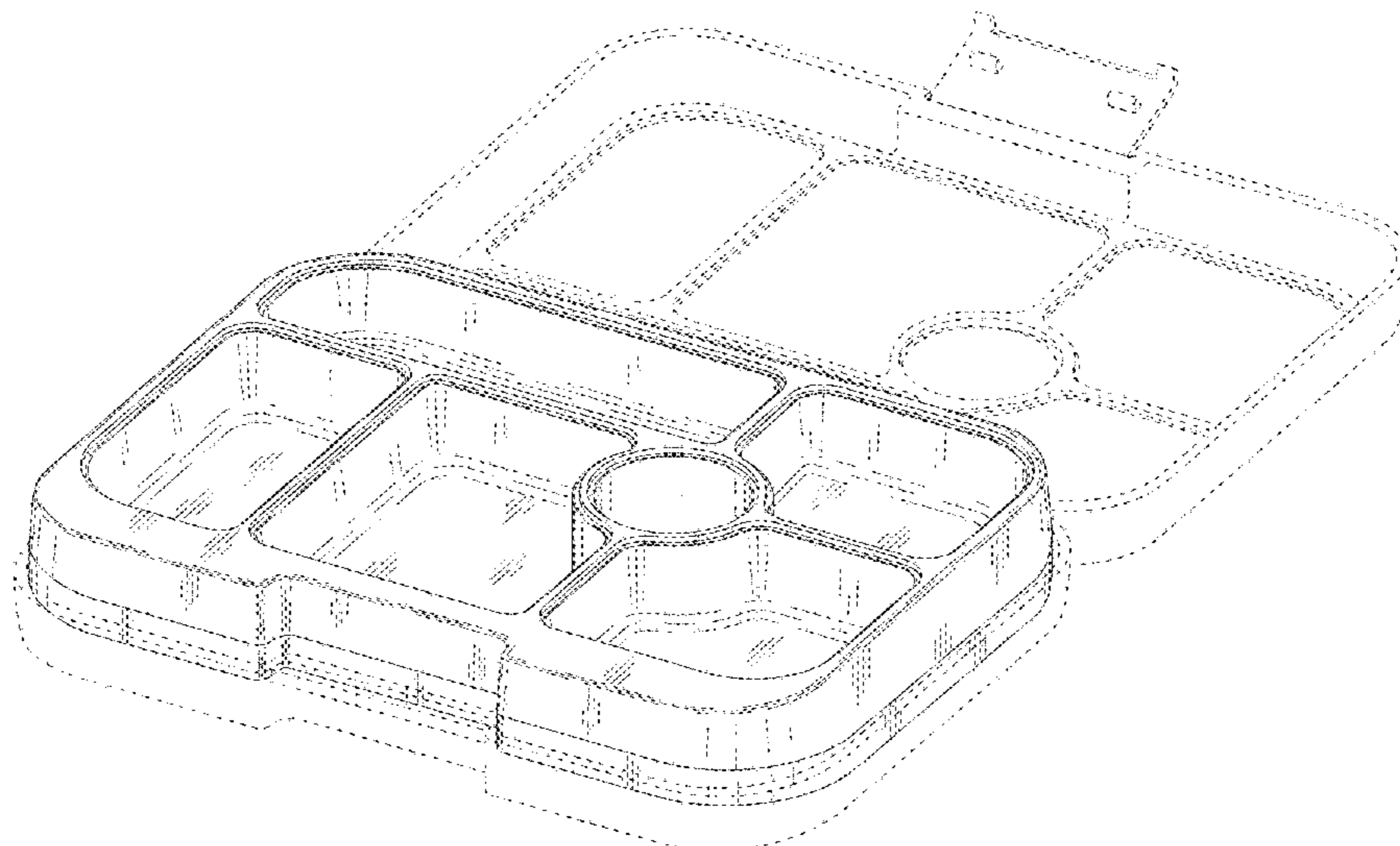
The ornamental design for a food storage box insert, as shown and described.

**DESCRIPTION**

FIG. 1 is a perspective view of the food storage box insert. FIG. 2 is a right side view of the food storage box insert. FIG. 3 is a left side view of the food storage box insert. FIG. 4 is a front view of the food storage box insert. FIG. 5 is a back view of the food storage box insert. FIG. 6 is a top view of the food storage box insert. FIG. 7 is bottom view of the food storage box insert. FIG. 8 is a perspective view illustrating an exemplary food storage box for use with the food storage box insert; and, FIG. 9 is a perspective view of a bottom of the food storage box insert.

The broken lines are for illustrative purposes only and form no part of the claimed design.

**1 Claim, 7 Drawing Sheets**



(56)

**References Cited**

U.S. PATENT DOCUMENTS

5,887,749 A \* 3/1999 Schommer ..... A01K 5/0114  
206/564  
D440,118 S \* 4/2001 Claffy ..... D7/553.1  
6,257,403 B1 \* 7/2001 Feldmeier ..... B65D 5/2047  
206/217  
7,326,428 B2 \* 2/2008 Weir ..... A47J 47/10  
220/23.88  
D600,504 S \* 9/2009 Clark ..... D7/553.5  
8,328,034 B2 \* 12/2012 Miros ..... A45C 11/20  
220/23.86  
8,376,177 B2 \* 2/2013 Castner ..... A45C 11/20  
206/561  
D711,196 S \* 8/2014 May ..... D7/637  
2003/0006156 A1 \* 1/2003 McCracken ..... B44C 7/02  
206/373  
2006/0201950 A1 \* 9/2006 Liu ..... B65D 1/24  
220/526  
2010/0224531 A1 \* 9/2010 Claffy ..... A47G 23/06  
206/561

\* cited by examiner

Fig. 1

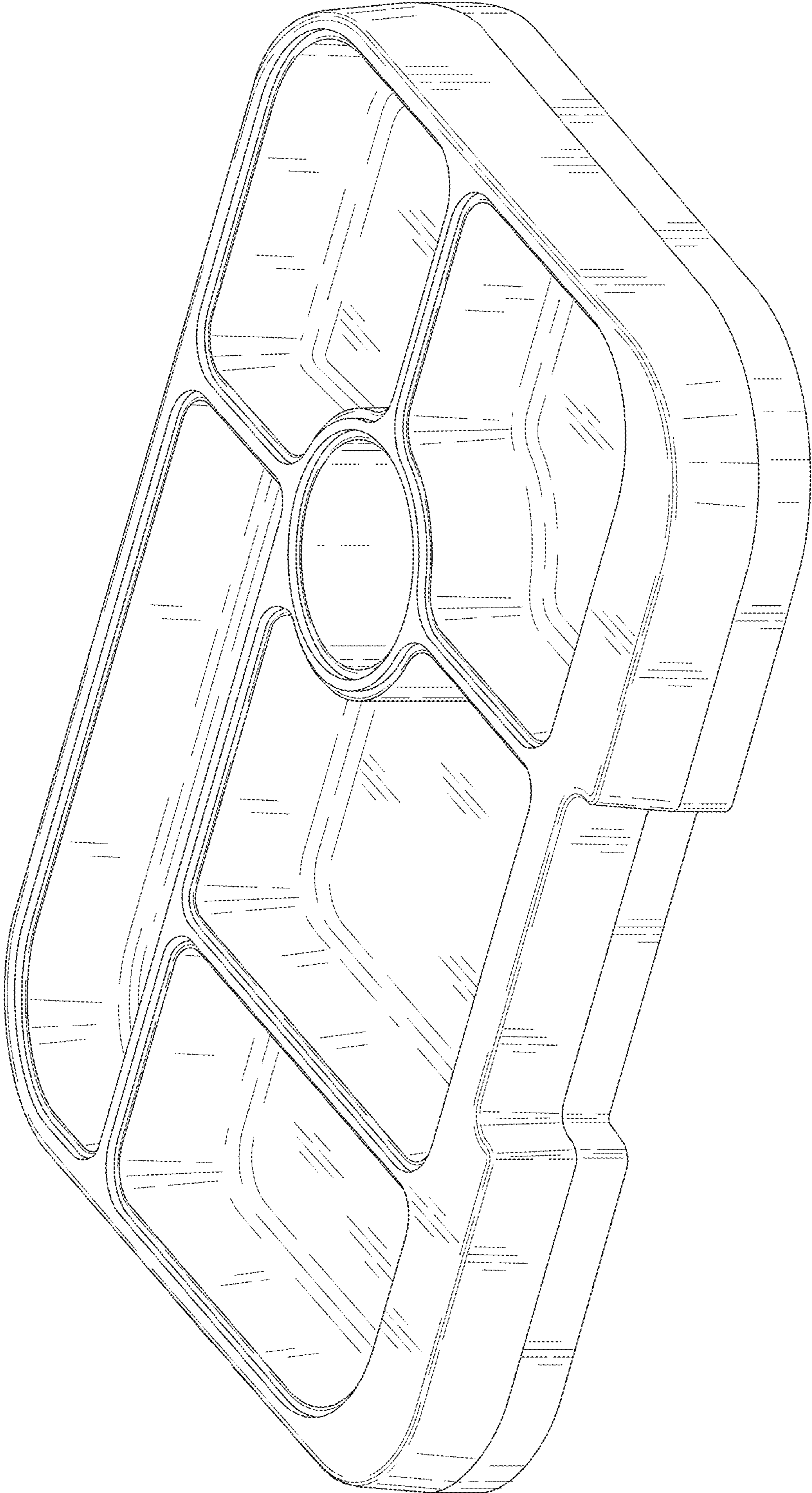


Fig. 2

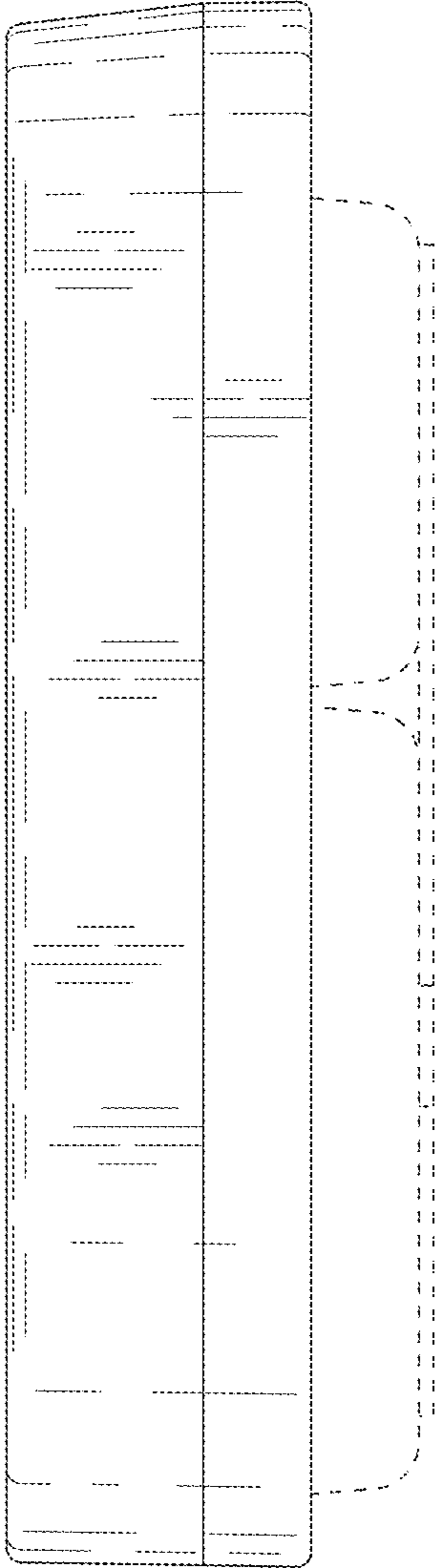
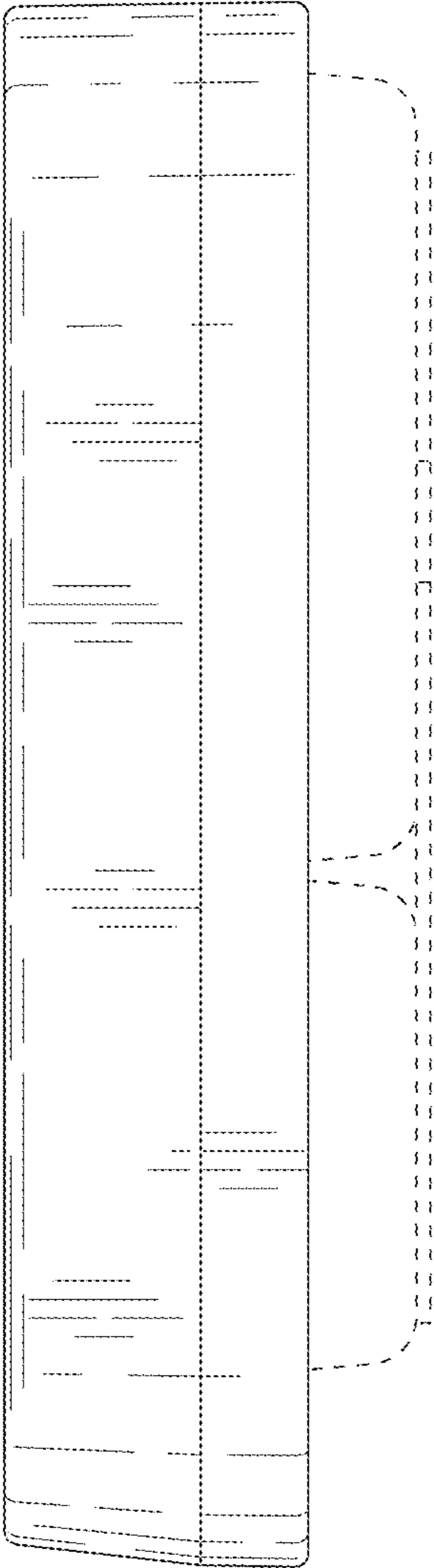
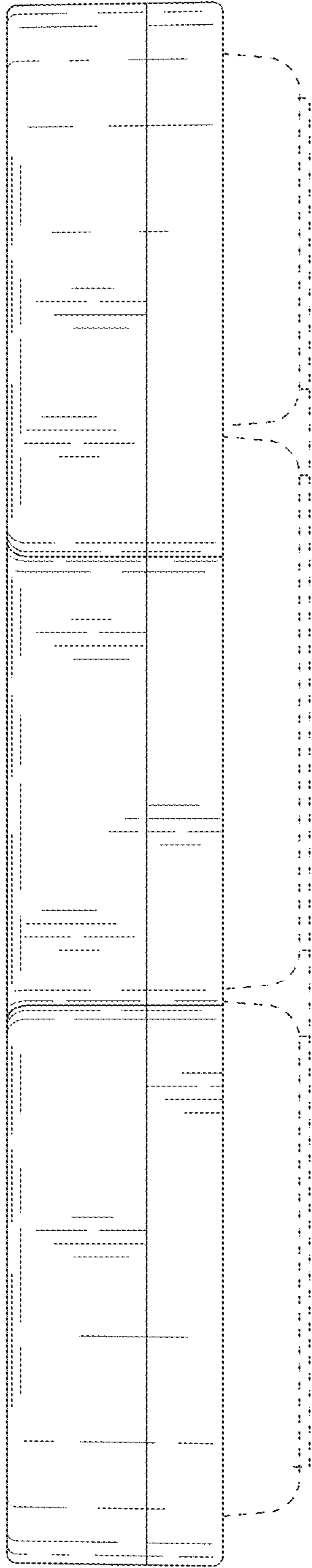


Fig. 3



*Fig. 4*



*Fig. 5*

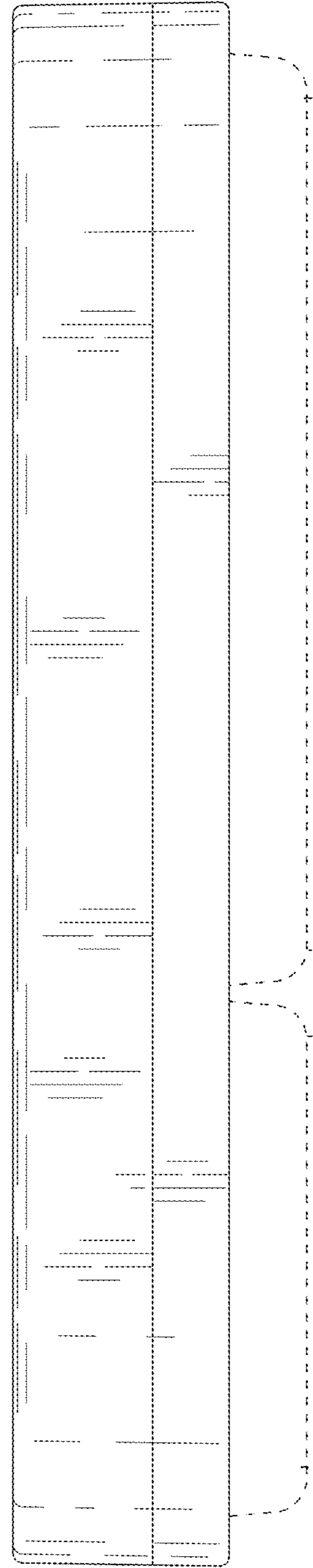
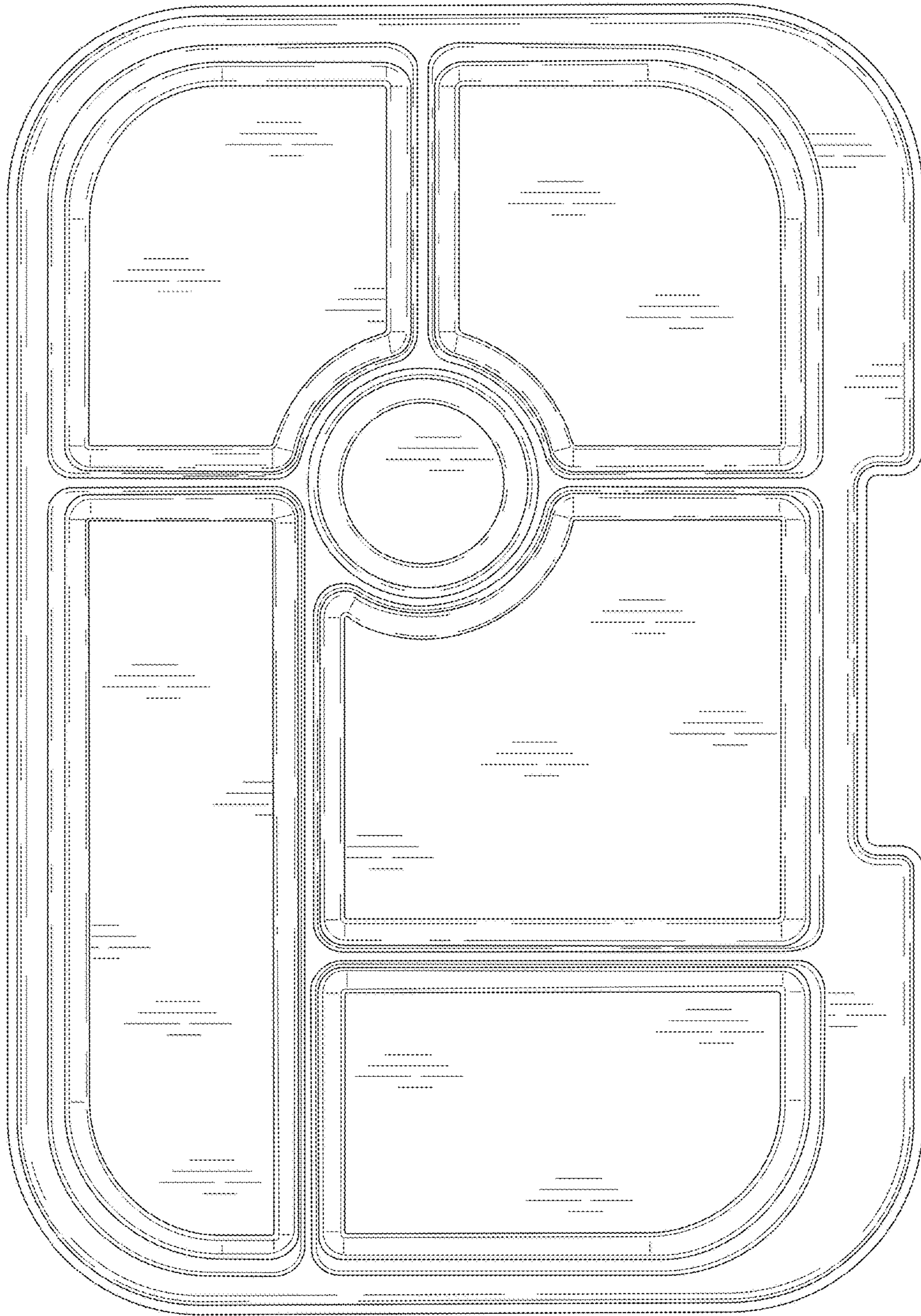


Fig. 6



*Fig. 7*




Fig. 8

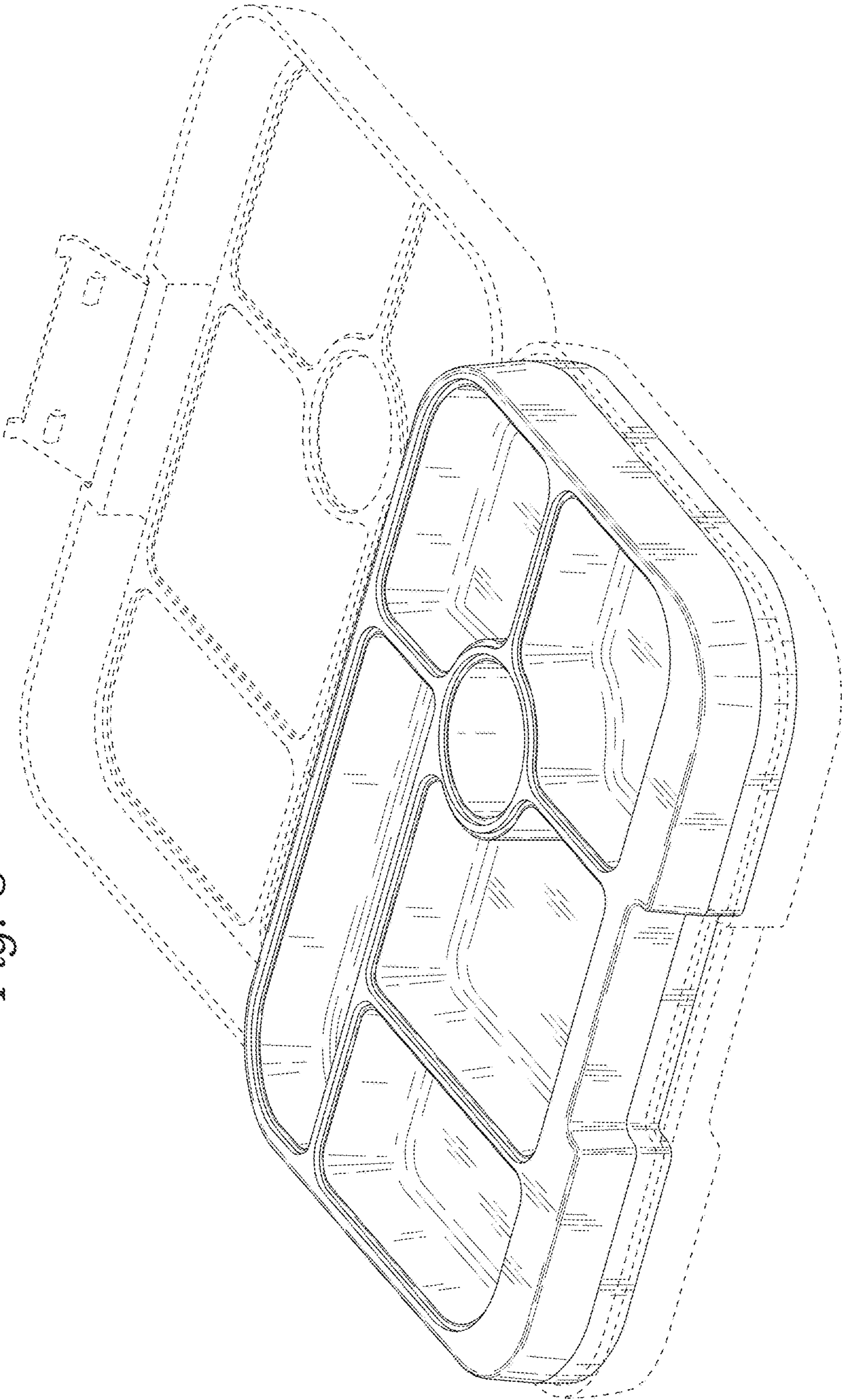




Fig. 9

