



US00D801760S

(12) **United States Design Patent**
Neumann et al.

(10) **Patent No.:** **US D801,760 S**
(45) **Date of Patent:** **** Nov. 7, 2017**

- (54) **FOOD STORAGE BOX INSERT**
- (71) Applicant: **Boolabox, Inc.**, Newark, DE (US)
- (72) Inventors: **Maia Magdalena Neumann**, Cos Cob, CT (US); **Daniela Paone Devitt**, Doylestown, PA (US)
- (73) Assignee: **BOOLABOX, INC.**, Newark, DE (US)
- (**) Term: **15 Years**
- (21) Appl. No.: **29/575,662**
- (22) Filed: **Aug. 26, 2016**

- 3,240,610 A * 3/1966 Cease A47G 23/0683
126/390.1
- 3,532,247 A * 10/1970 Bridges B65D 81/3834
206/217
- 3,799,386 A * 3/1974 Madalin B65D 25/2897
206/564
- 3,850,333 A * 11/1974 Reichert A45C 11/20
206/545
- 4,013,798 A * 3/1977 Goltsos B65D 81/3453
219/729
- D318,985 S * 8/1991 Szablak D30/133
- D320,909 S * 10/1991 Szablak D30/133
- 5,167,973 A * 12/1992 Snyder B65D 1/36
206/222
- 5,328,051 A * 7/1994 Potter A47G 19/02
220/501
- D357,034 S * 4/1995 King D19/77
(Continued)

Related U.S. Application Data

- (63) Continuation of application No. 12/946,996, filed on Nov. 16, 2010.
- (51) **LOC (10) Cl.** **07-07**
- (52) **U.S. Cl.**
USPC **D7/701; D7/629**
- (58) **Field of Classification Search**
USPC D7/701-708, 629, 630, 550.1,
D7/553.1-554.4; D19/77, 78, 92
CPC A45C 11/20; A01K 5/0114; A01K 7/00;
B65D 1/24; B65D 1/36; B65D 1/00;
B65D 1/34; B65D 81/3813; B65D
81/3834; B65D 5/2047; B65D 25/04;
B65D 25/2897; B65D 21/00; B65D
21/0209; A47G 19/02; A47G 23/06;
A47B 23/002
See application file for complete search history.

(56) **References Cited**

U.S. PATENT DOCUMENTS

- D122,589 S * 9/1940 Bastress 220/575
- 3,025,947 A * 3/1962 Hammer A45C 11/20
206/545

Primary Examiner — Terry A Wallace

(74) *Attorney, Agent, or Firm* — Norton Rose Fulbright US LLP

(57) **CLAIM**

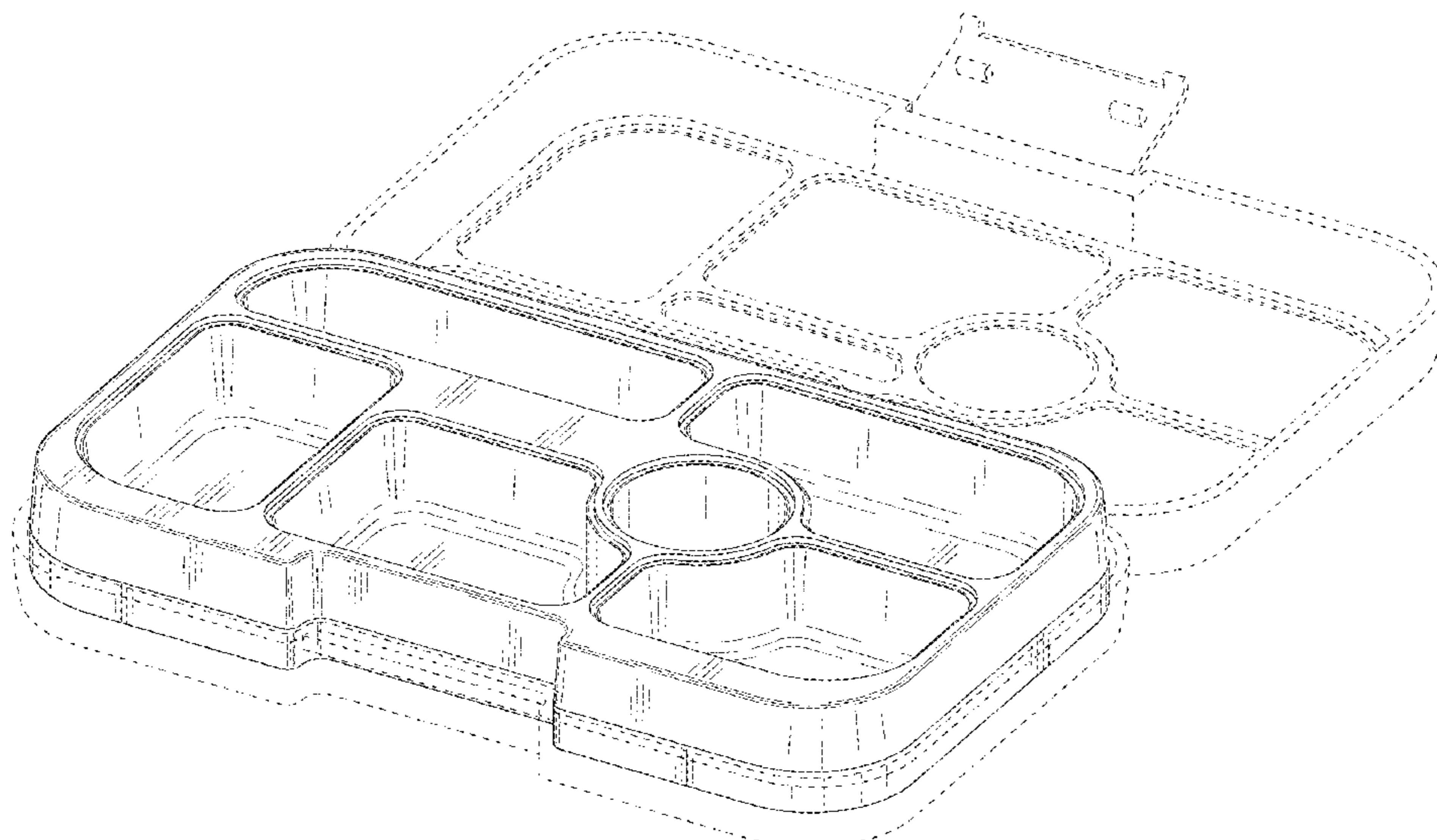
The ornamental design for a food storage box insert, as shown and described.

DESCRIPTION

FIG. 1 is a perspective view of the food storage box insert. FIG. 2 is a right side view of the food storage box insert. FIG. 3 is a left side view of the food storage box insert. FIG. 4 is a front view of the food storage box insert. FIG. 5 is a back view of the food storage box insert. FIG. 6 is a top view of the food storage box insert. FIG. 7 is bottom view of the food storage box insert. FIG. 8 is a perspective view illustrating an exemplary food storage box for use with the food storage box insert; and, FIG. 9 is a perspective view of a bottom of the food storage box insert.

The broken lines are for illustrative purposes only and form no part of the claimed design.

1 Claim, 7 Drawing Sheets



(56)

References Cited

U.S. PATENT DOCUMENTS

5,887,749 A * 3/1999 Schommer A01K 5/0114
206/564
D440,118 S * 4/2001 Claffy D7/553.1
6,257,403 B1 * 7/2001 Feldmeier B65D 5/2047
206/217
7,326,428 B2 * 2/2008 Weir A47J 47/10
220/23.88
D600,504 S * 9/2009 Clark D7/553.5
8,328,034 B2 * 12/2012 Miros A45C 11/20
220/23.86
8,376,177 B2 * 2/2013 Castner A45C 11/20
206/561
D711,196 S * 8/2014 May D7/637
2003/0006156 A1 * 1/2003 McCracken B44C 7/02
206/373
2006/0201950 A1 * 9/2006 Liu B65D 1/24
220/526
2010/0224531 A1 * 9/2010 Claffy A47G 23/06
206/561

* cited by examiner

Fig. 1

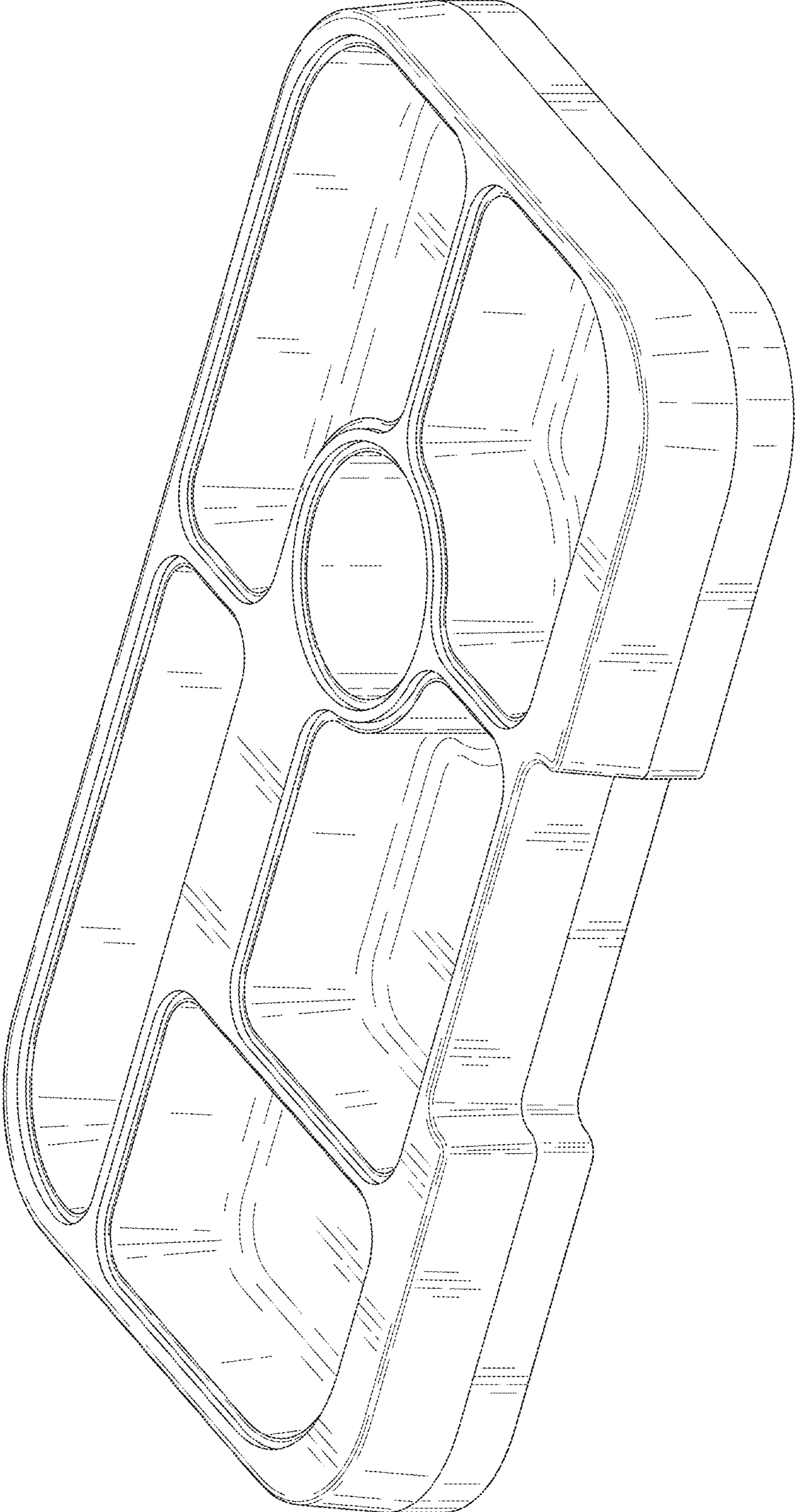


Fig. 2

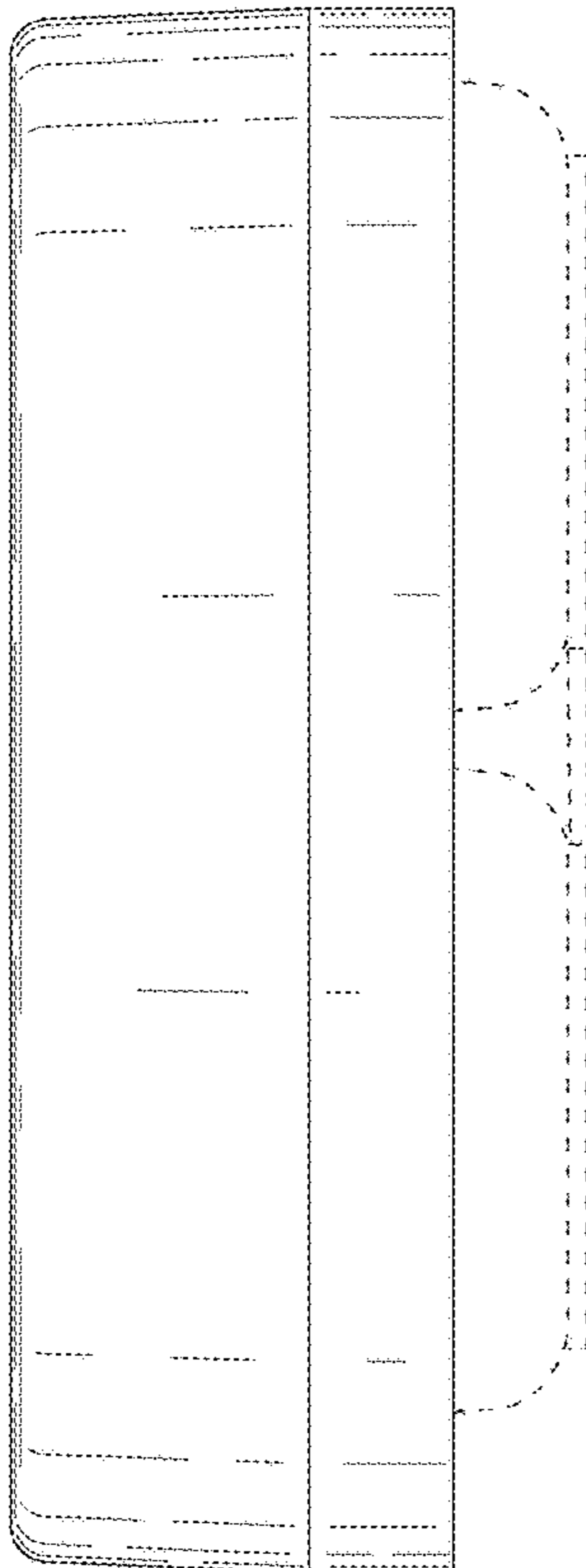


Fig. 3




Fig. 4




Fig. 5

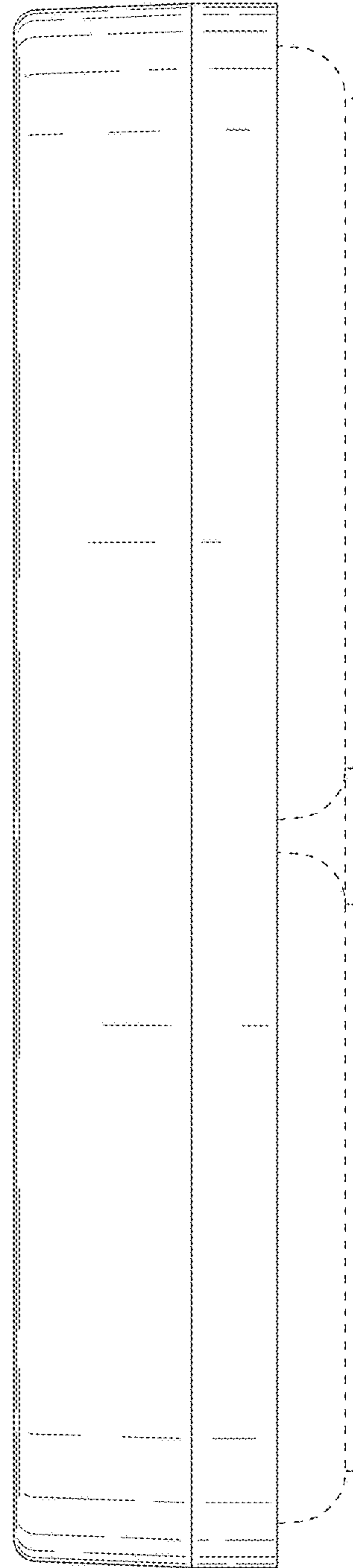


Fig. 6

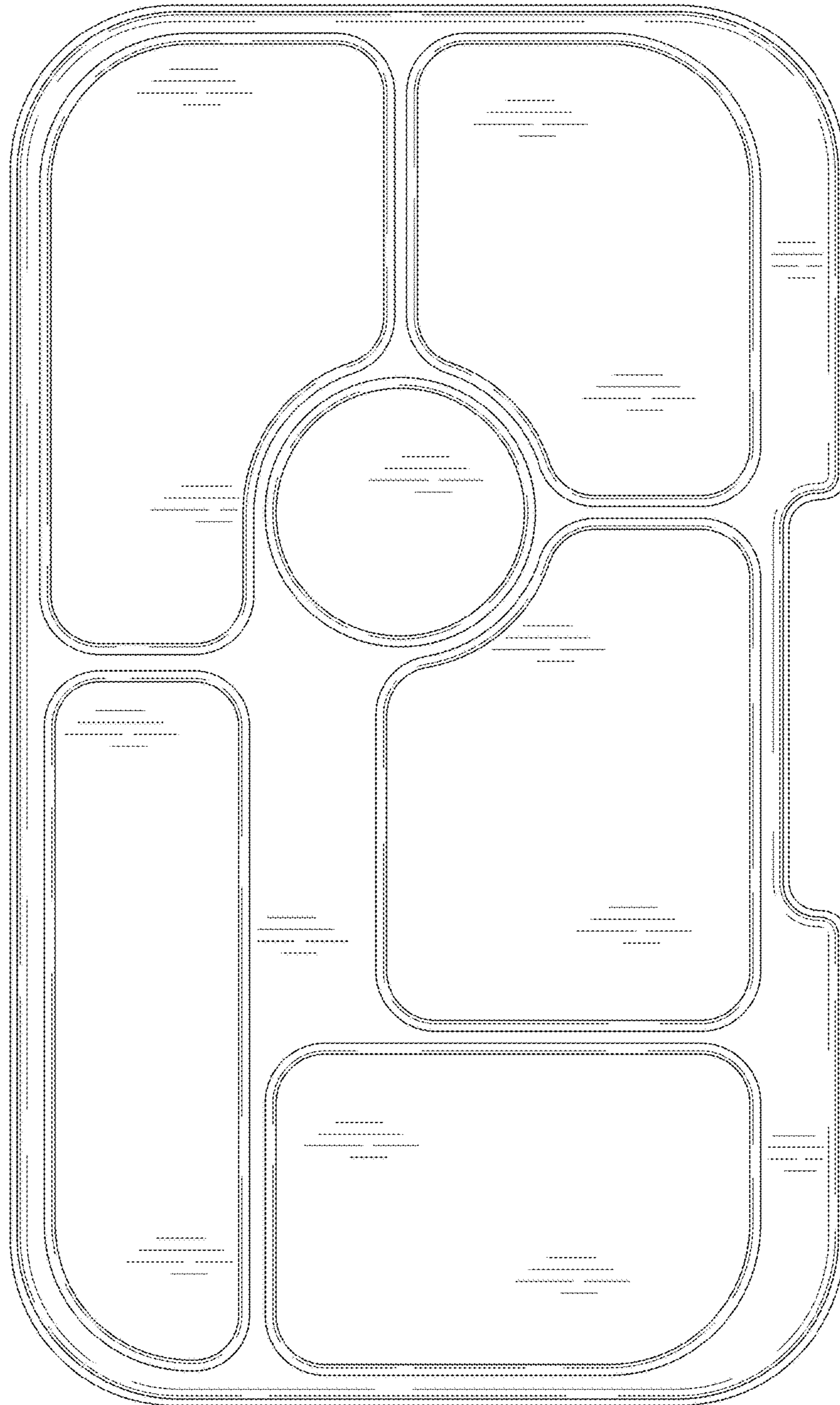


Fig. 7




Fig. 8

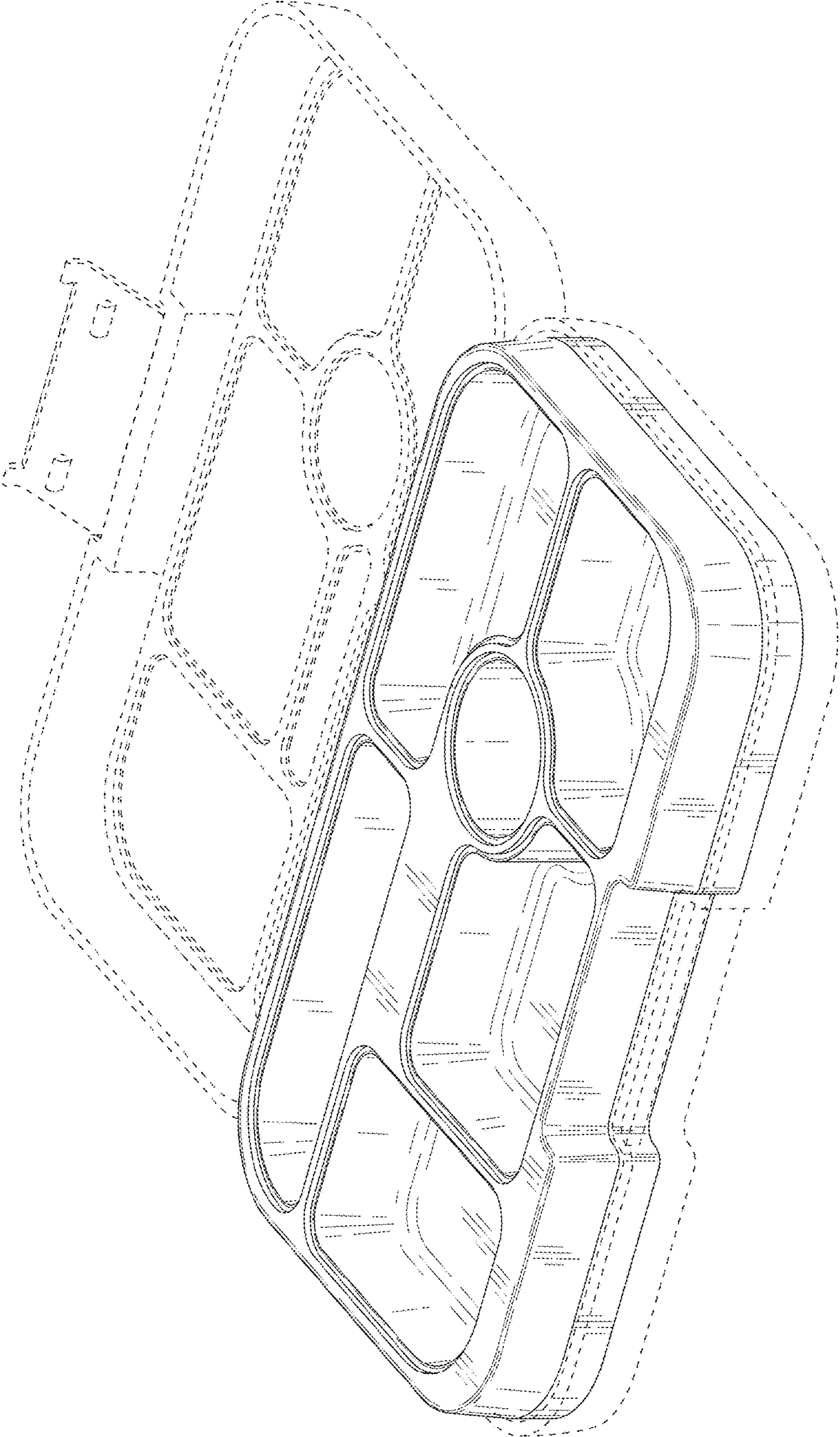


Fig. 9

