



US00D801732S

(12) **United States Design Patent** (10) **Patent No.:** **US D801,732 S**
Schenker et al. (45) **Date of Patent:** **** Nov. 7, 2017**

(54) **SHELVING UNIT**
(71) Applicant: **Advantus, Corp.**, Jacksonville, FL (US)
(72) Inventors: **David A. Schenker**, Cedarburg, WI (US); **Chris Pitzo**, Pewaukee, WI (US)
(73) Assignee: **Advantus, Corp.**, Jacksonville, FL (US)
(**) Term: **15 Years**
(21) Appl. No.: **29/586,310**
(22) Filed: **Dec. 2, 2016**
(51) **LOC (10) Cl.** **06-06**
(52) **U.S. Cl.**
USPC **D6/675.2**
(58) **Field of Classification Search**
USPC D6/552, 556-557, 572-574, 675, 675.1, D6/675.2, 705
CPC ... A47B 45/00; A47B 47/0091; A47B 47/021; A47F 5/0018; A47F 5/01
See application file for complete search history.

D424,836 S * 5/2000 Kopala, Jr. D6/675.2
6,260,488 B1 * 7/2001 Yang A47B 57/545
108/107
D485,092 S * 1/2004 Rosen D6/675.2
D501,738 S * 2/2005 Clucas D6/675.2
D540,568 S * 4/2007 Clucas D6/569
D597,342 S * 8/2009 Dickson D6/675.2
D602,712 S * 10/2009 Ho D6/675.2
D626,356 S * 11/2010 Ho D6/675.2

(Continued)

Primary Examiner — Kelley Donnelly
(74) *Attorney, Agent, or Firm* — Andrus Intellectual Property Law, LLP

(57) **CLAIM**

The ornamental design for a shelving unit, as shown and described.

DESCRIPTION

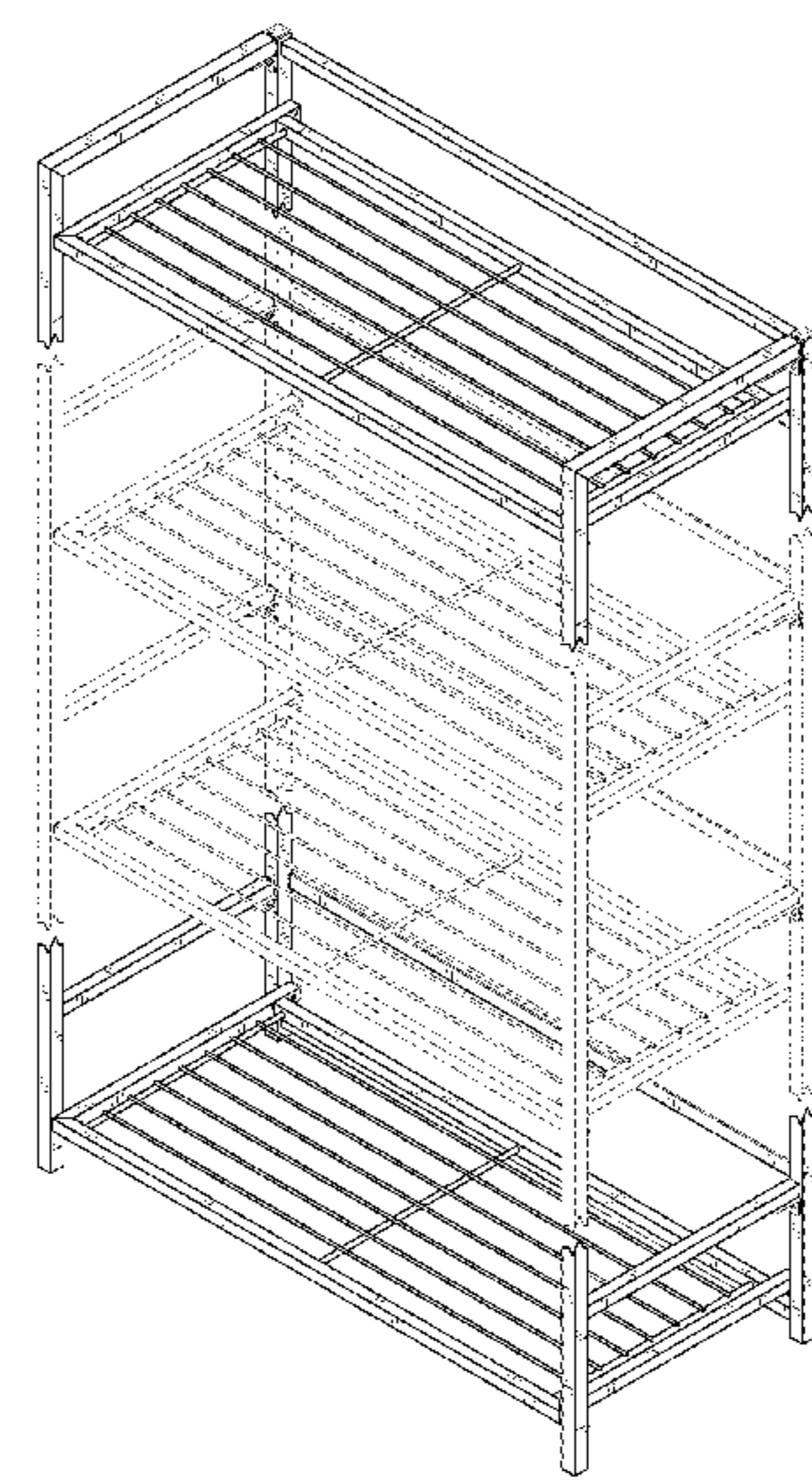
FIG. 1 is a front isometric view of a first embodiment of a shelving unit;
FIG. 2 is a rear elevation view thereof;
FIG. 3 is a front elevation view thereof;
FIG. 4 is a left side elevation view thereof;
FIG. 5 is a right side elevation view thereof;
FIG. 6 is a top plan view thereof;
FIG. 7 is a bottom plan view thereof;
FIG. 8 is a front isometric view of a second embodiment of the shelving unit;
FIG. 9 is a rear elevation view thereof;
FIG. 10 is a front elevation view thereof;
FIG. 11 is a left side elevation view thereof;
FIG. 12 is a right side elevation view thereof;
FIG. 13 is a top plan view thereof; and,
FIG. 14 is a bottom plan view thereof.
The broken lines in the drawing views are included for purposes of illustrating environment and form no part of the claimed design. The broken section shown in the drawing views is meant to disclose indeterminate length.

1 Claim, 10 Drawing Sheets

(56) **References Cited**

U.S. PATENT DOCUMENTS

2,913,128 A * 11/1959 Milner A47B 55/02
108/181
3,146,734 A * 9/1964 Kesilman A47F 5/13
108/181
D215,773 S * 10/1969 Maslow D6/675.5
4,257,333 A * 3/1981 Pollack A47B 57/265
108/147.13
4,637,323 A * 1/1987 Nicely A47B 57/26
108/107
D292,658 S * 11/1987 Kester D6/675.2
D314,679 S * 2/1991 Kee D6/675.2
D322,726 S * 12/1991 Rademacher D6/675.2
D323,256 S * 1/1992 Kee D6/675.2
D378,331 S * 3/1997 Allendorph D6/552



(56)

References Cited

U.S. PATENT DOCUMENTS

D683,983 S * 6/2013 Troyner D6/675.2
D699,485 S * 2/2014 Hsu D6/675.1
D701,405 S * 3/2014 Pace D6/675.2
D724,357 S * 3/2015 Lim A47B 47/00
D6/675.1
D734,966 S * 7/2015 Greenspon D6/675.2
D746,089 S * 12/2015 Hsu D6/683
9,247,809 B1 * 2/2016 Hsu A47B 47/0083
D759,997 S * 6/2016 Ruiz D6/675.1
D771,984 S * 11/2016 Tsai D6/675.5
D785,995 S * 5/2017 Tsai D6/675.1
2009/0152225 A1 * 6/2009 Lee A47B 47/024
211/187
2010/0181274 A1 * 7/2010 Vargo A47B 57/50
211/187
2010/0300993 A1 * 12/2010 Ho A47B 96/02
211/13.1

* cited by examiner

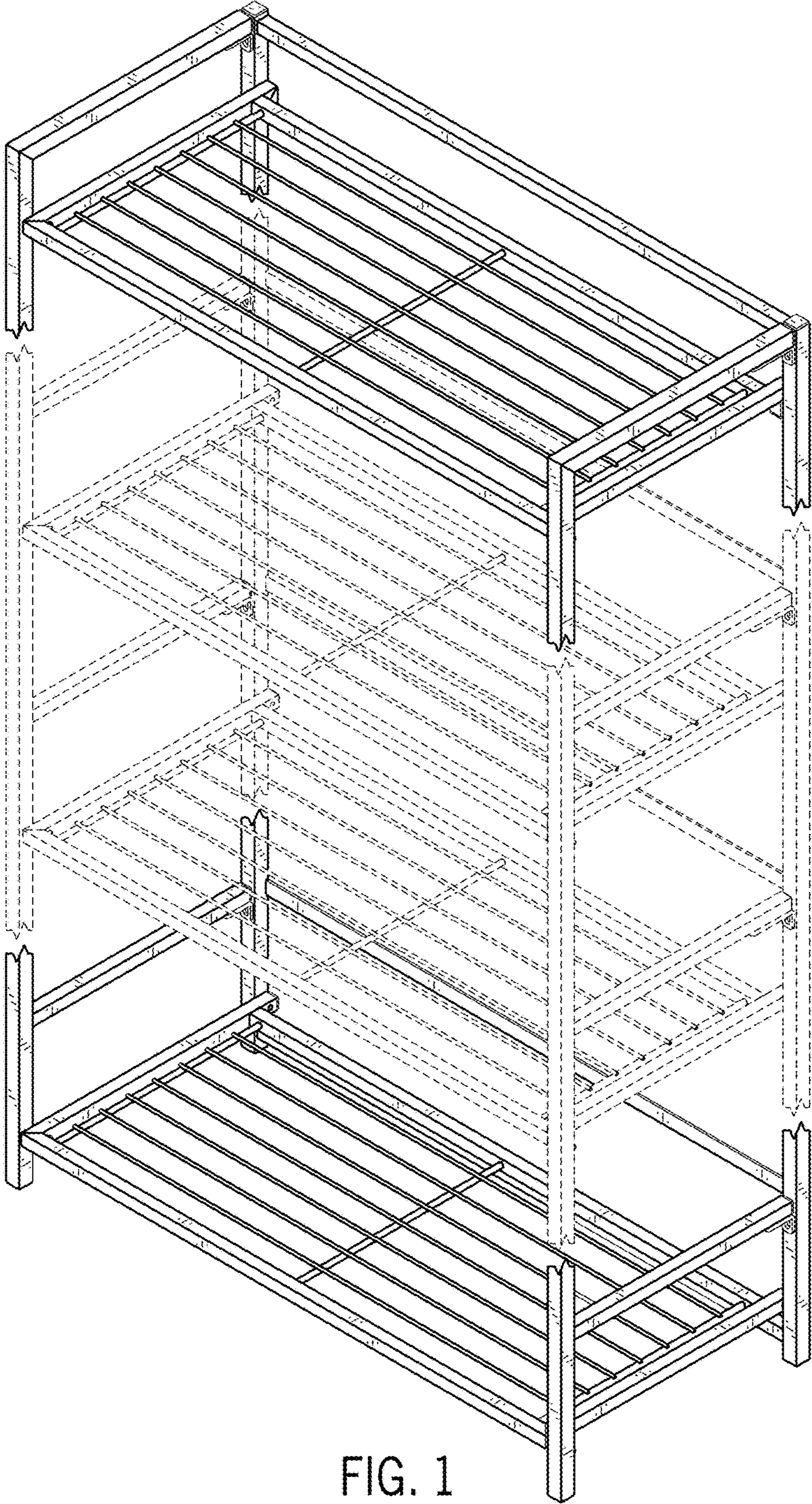


FIG. 1




FIG. 2




FIG. 3




FIG. 4




FIG. 5

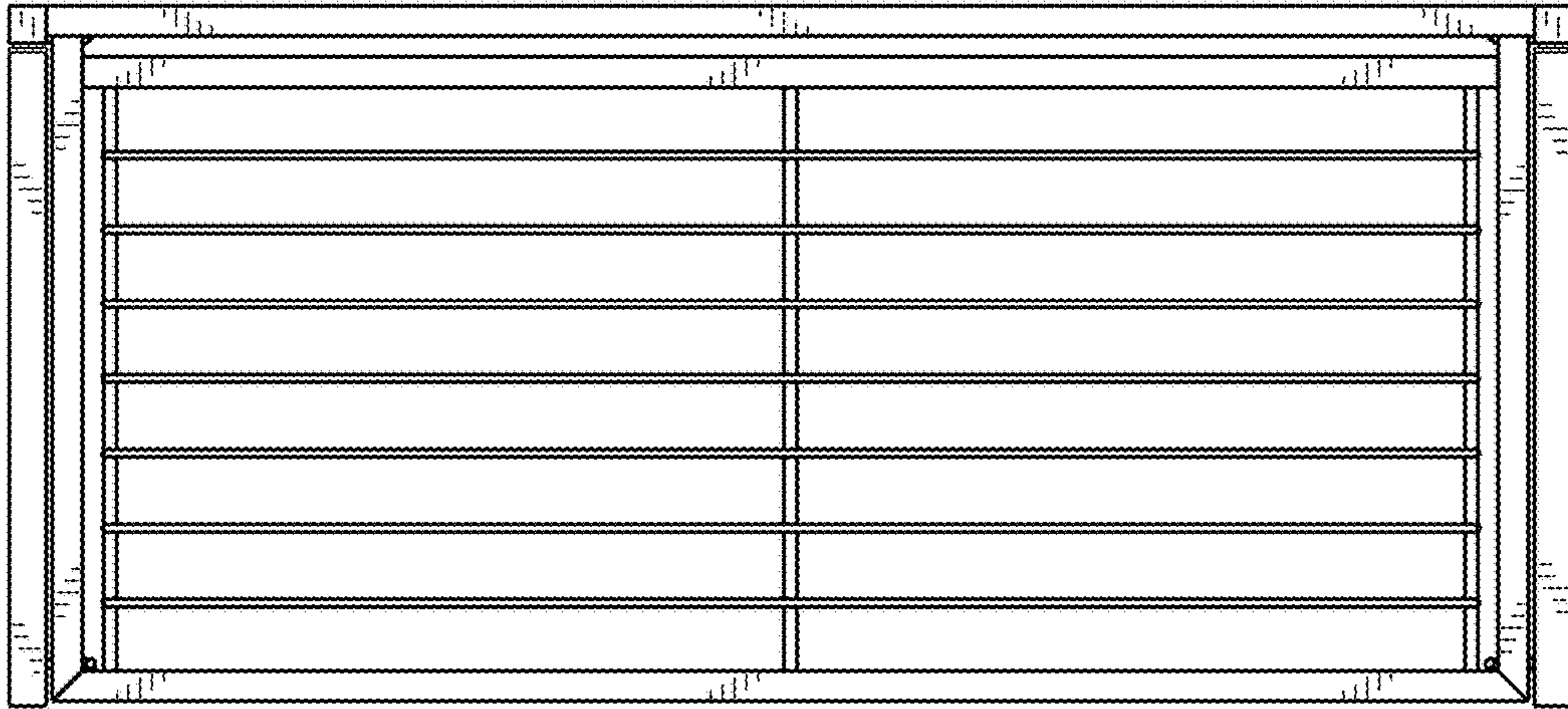


FIG. 6

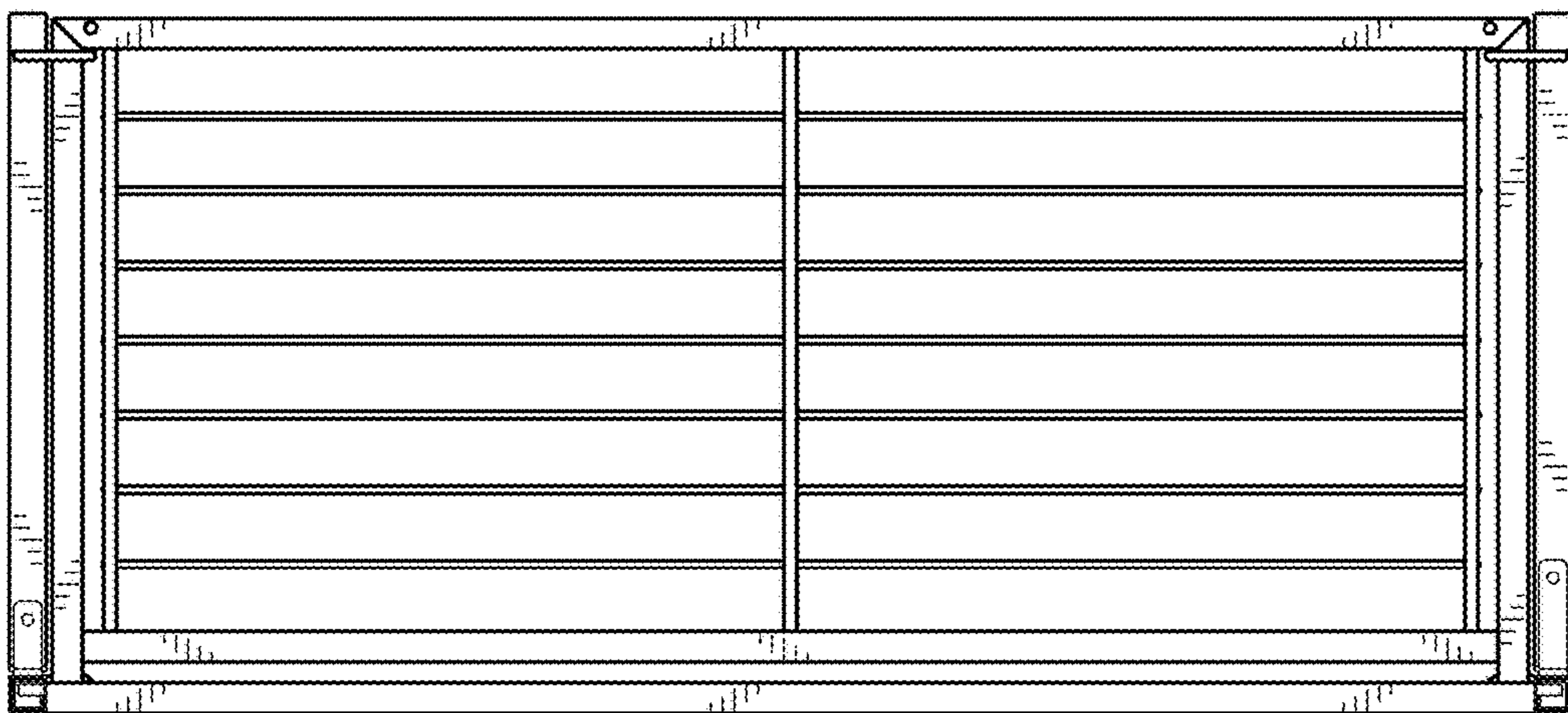


FIG. 7

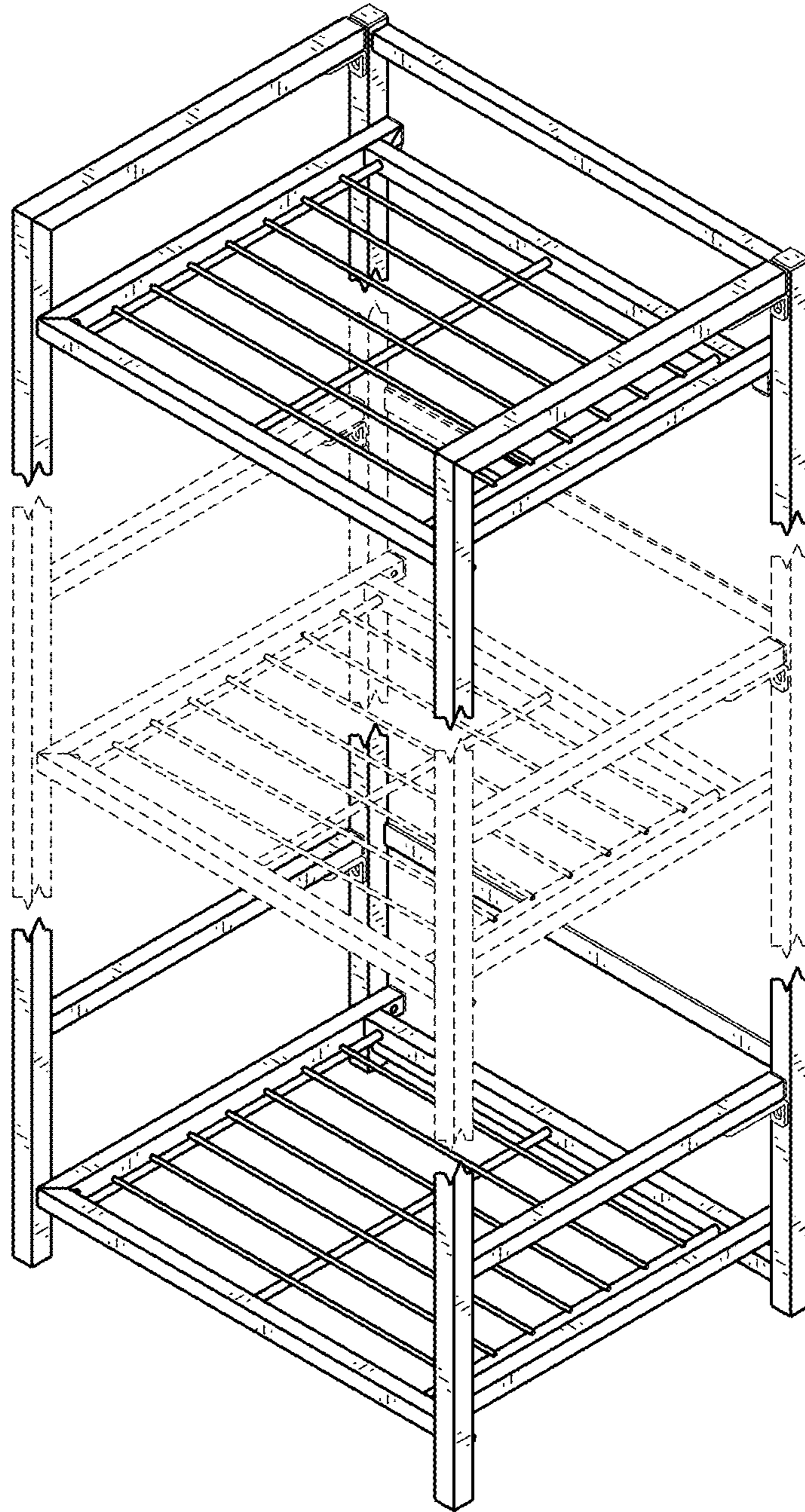


FIG. 8




FIG. 9

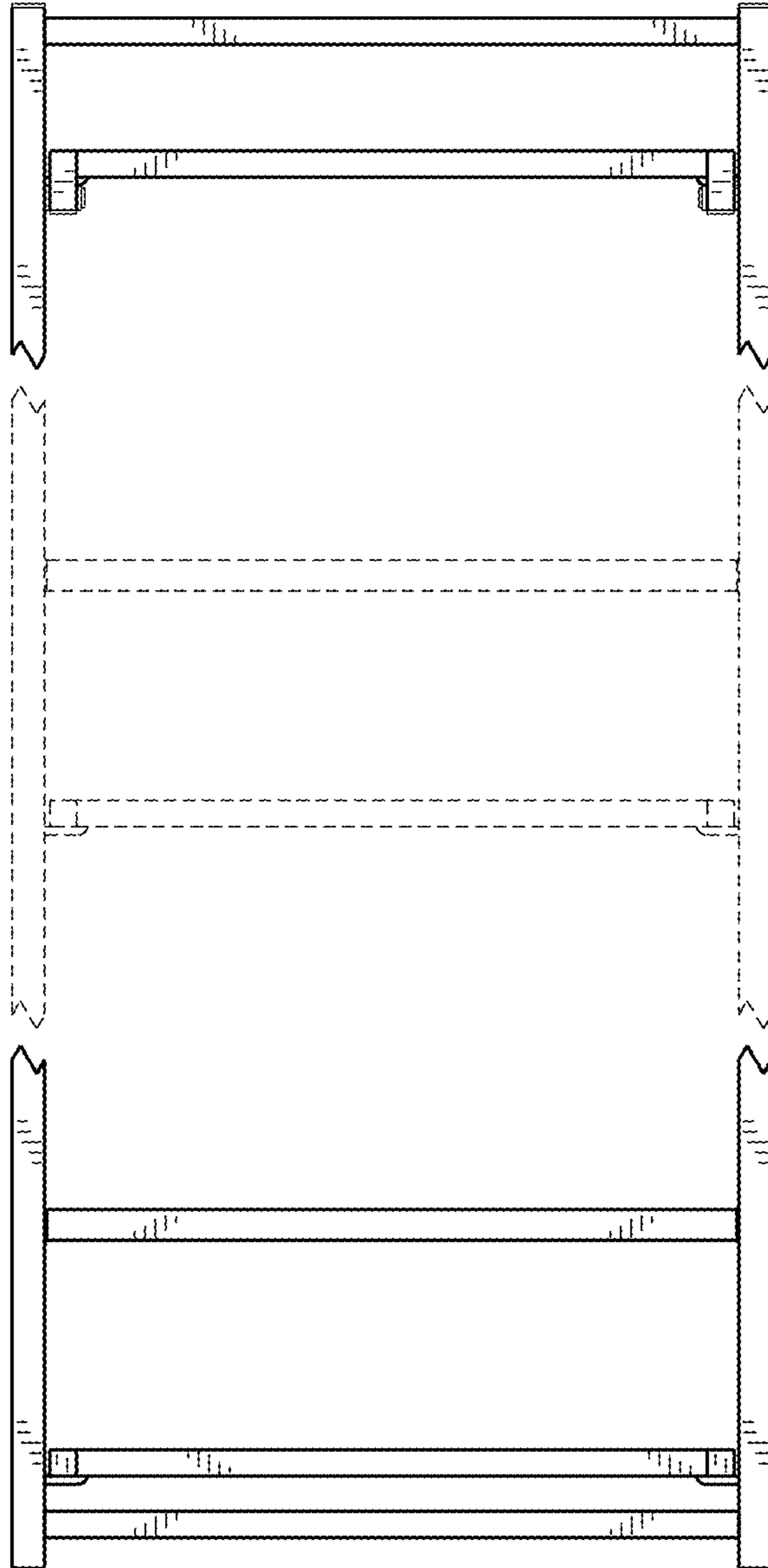


FIG. 10

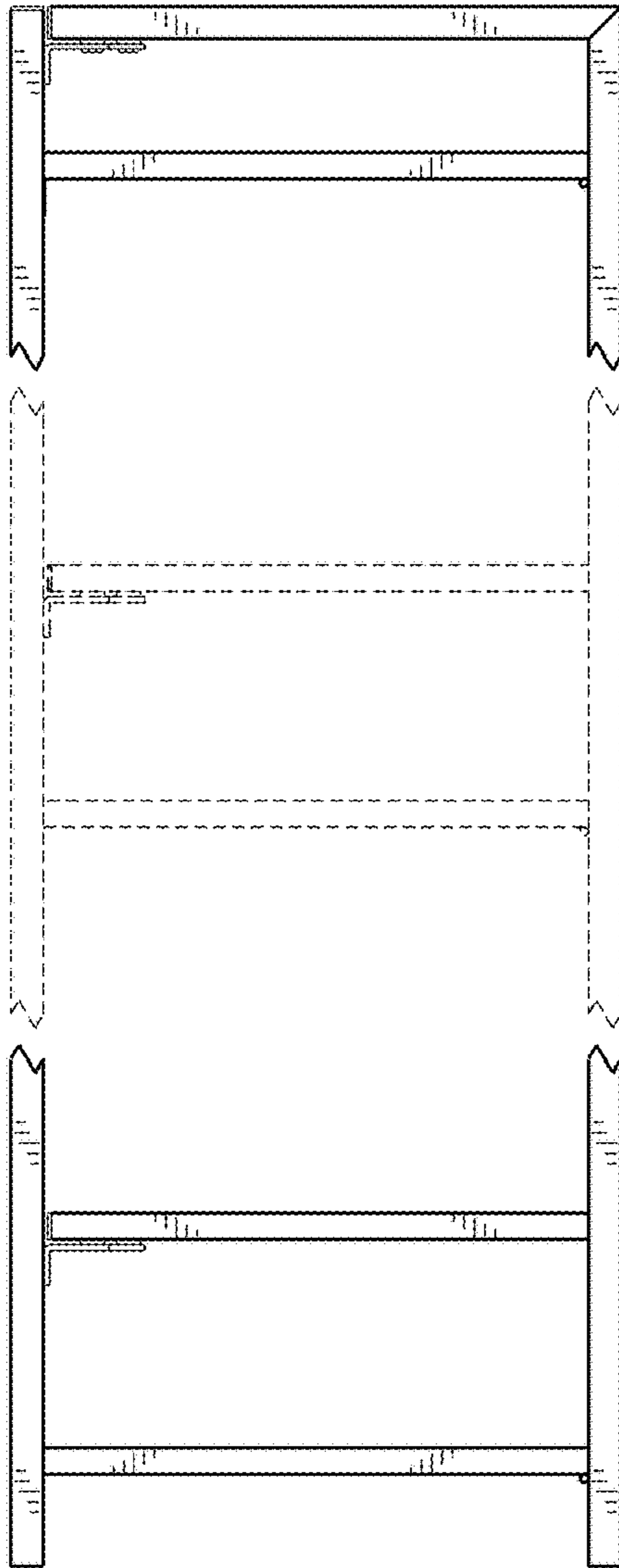


FIG. 11

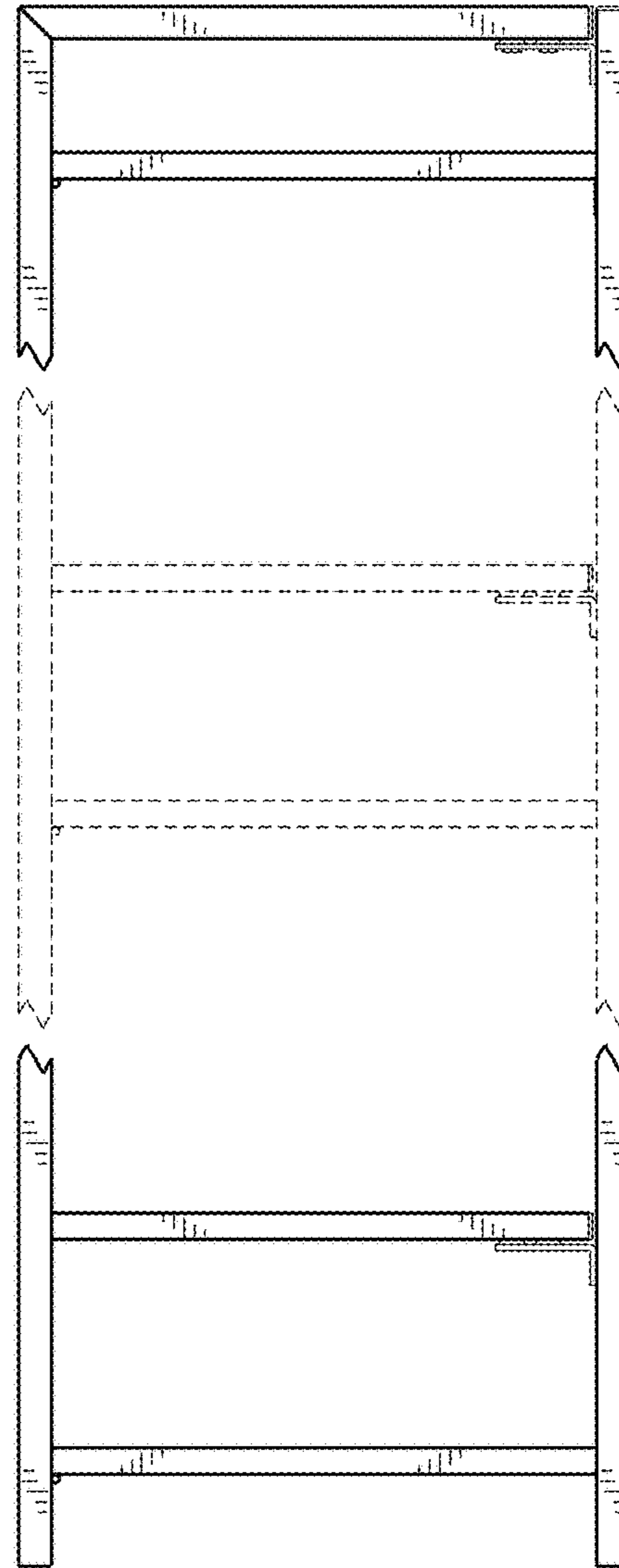


FIG. 12

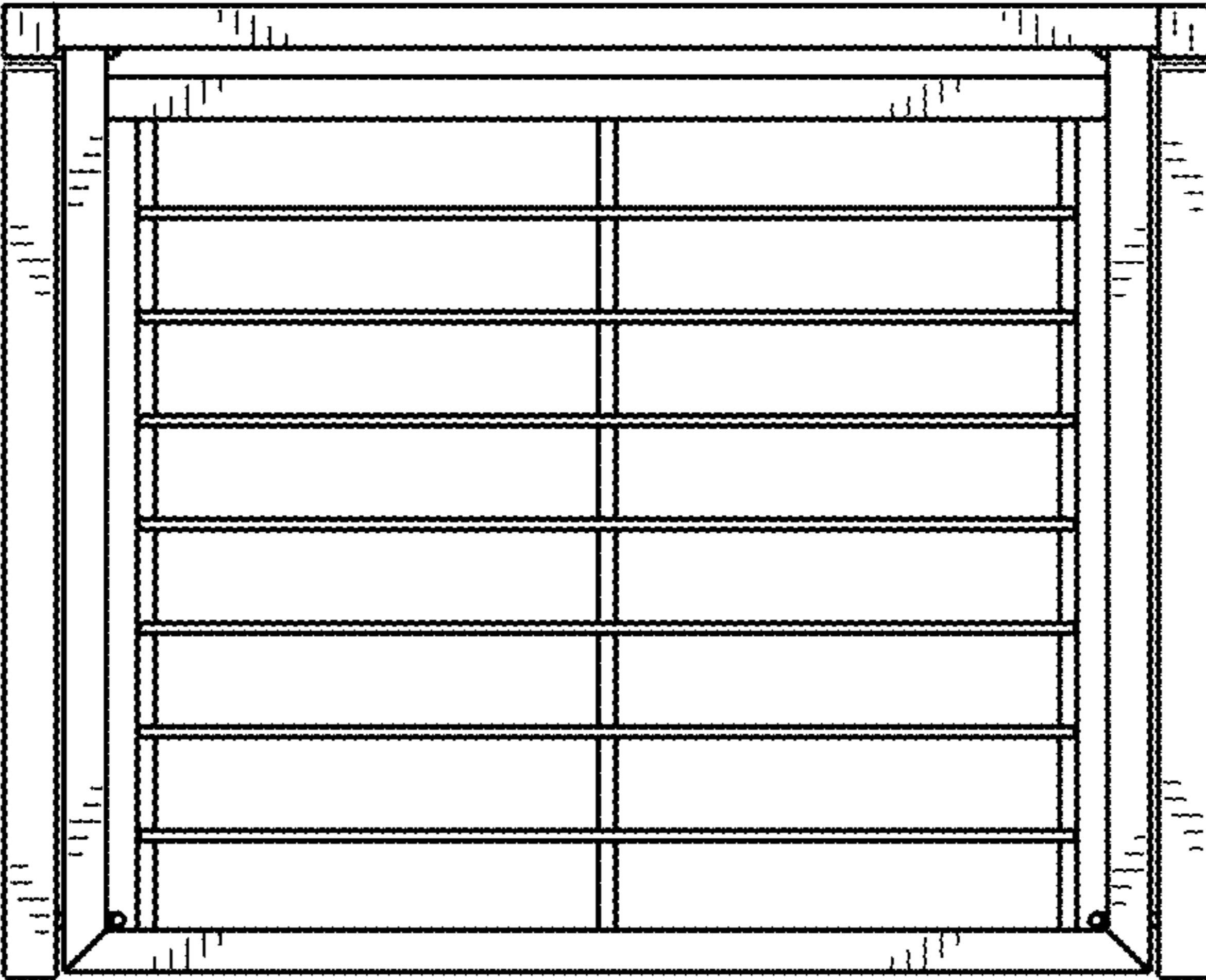


FIG. 13

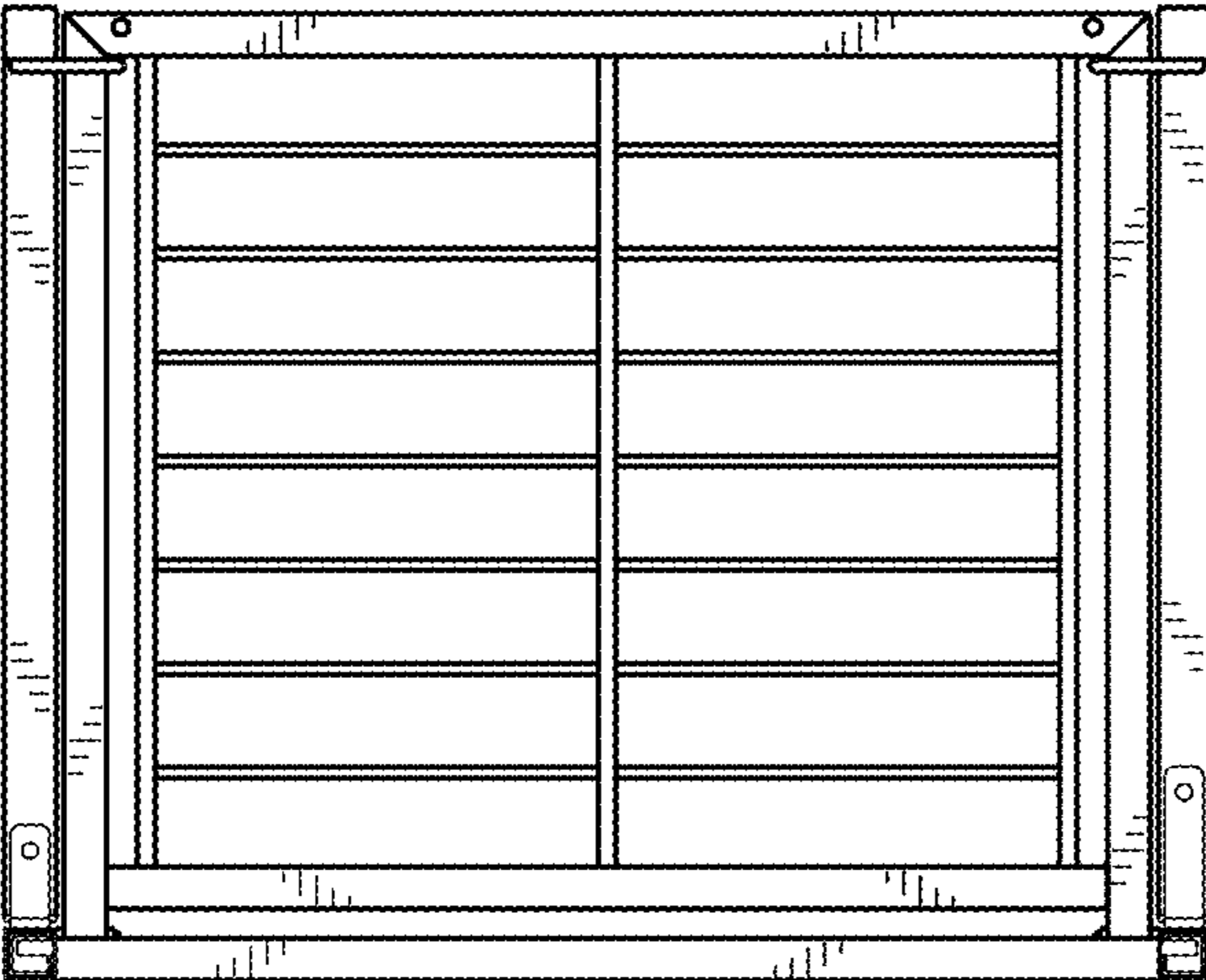


FIG. 14