

US00D801723S

(12) **United States Design Patent** (10) **Patent No.:** **US D801,723 S**
Lundqvist et al. (45) **Date of Patent:** **** Nov. 7, 2017**

(54) **CLOTH HOLDER**

(56) **References Cited**

(71) Applicants: **Michelle Lundqvist**, Encinitas, CA
(US); **Karen Petersen**, Encinitas, CA
(US); **Luke Lawver**, Carlsbad, CA
(US)
(72) Inventors: **Michelle Lundqvist**, Encinitas, CA
(US); **Karen Petersen**, Encinitas, CA
(US); **Luke Lawver**, Carlsbad, CA
(US)
(73) Assignee: **Skoy Enterprises, LLC**, Encinitas, CA
(US)

U.S. PATENT DOCUMENTS

D453,434 S *	2/2002	Ou-Young	D6/546
D460,892 S *	7/2002	Hoernig	D6/546
D477,736 S *	7/2003	Hoernig	D6/546
D507,443 S *	7/2005	Gilbert	D6/524
D521,290 S *	5/2006	Berberet	D6/546
D521,293 S *	5/2006	Solowiej	D6/546
D521,789 S *	5/2006	Berberet	D6/546
D522,296 S *	6/2006	Solowiej	D6/546
D533,383 S *	12/2006	Berberet	D6/546
D577,528 S *	9/2008	Hoernig	D6/546
D577,938 S *	10/2008	Krumpe	D6/546
D647,185 S *	10/2011	Gilbert	D23/304
2005/0006322 A1 *	1/2005	Kershaw	A63B 47/00 211/14

(**) Term: **15 Years**

* cited by examiner

(21) Appl. No.: **29/549,860**

Primary Examiner — David Muller
Assistant Examiner — Nathan Johnston

(22) Filed: **Dec. 29, 2015**

(51) **LOC (10) Cl.** **08-08**

(52) **U.S. Cl.**
USPC **D6/546**

(57) **CLAIM**


The ornamental design for a cloth holder, as shown and described.

(58) **Field of Classification Search**
USPC D6/546-550, 512-525; 211/13.1, 16,
211/85.5, 86.01, 87.01, 88.04, 100, 105.1,
211/105.2, 106, 113, 123, 181.1,
211/182-183; 242/570, 590, 595-598;
248/49, 175, 176.1, 200, 201, 205.1, 251,
248/302, 309.1, 315; D8/300, 315-321,
D8/354, 363, 373, 380; 108/28-29;
D25/45
CPC A47K 10/3836; A47K 10/38
See application file for complete search history.

DESCRIPTION

FIG. 1 is a front view of a cloth holder showing our new design;
FIG. 2 is a front elevational views thereof;
FIG. 3 is bottom plan views thereof;
FIG. 4 is right side elevational views thereof;
FIG. 5 is a rear elevational view thereof
FIG. 6 is a top plan view thereof; and,
FIG. 7 a left side elevational view thereof.

1 Claim, 7 Drawing Sheets






Fig. 1

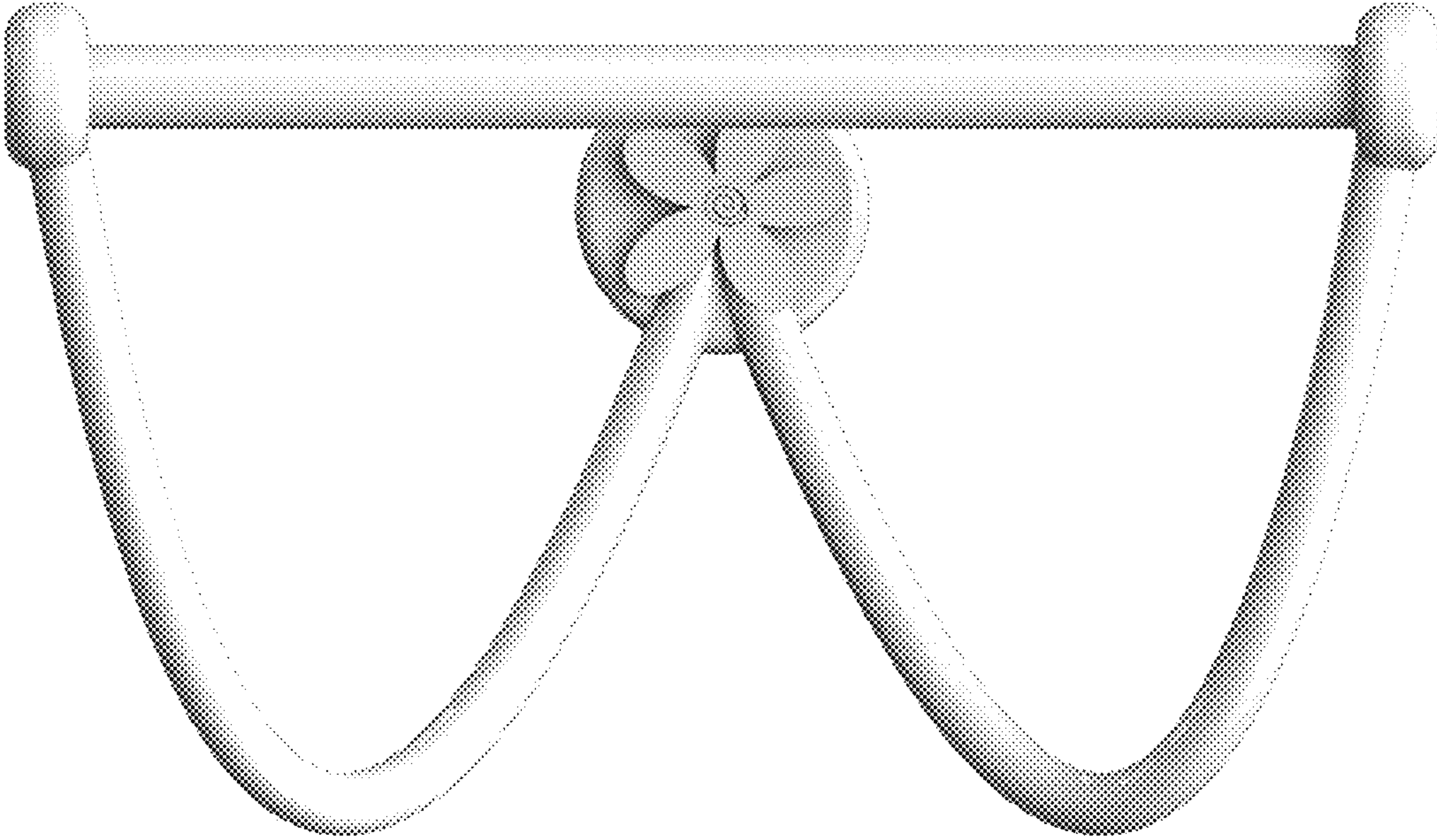


Fig. 2

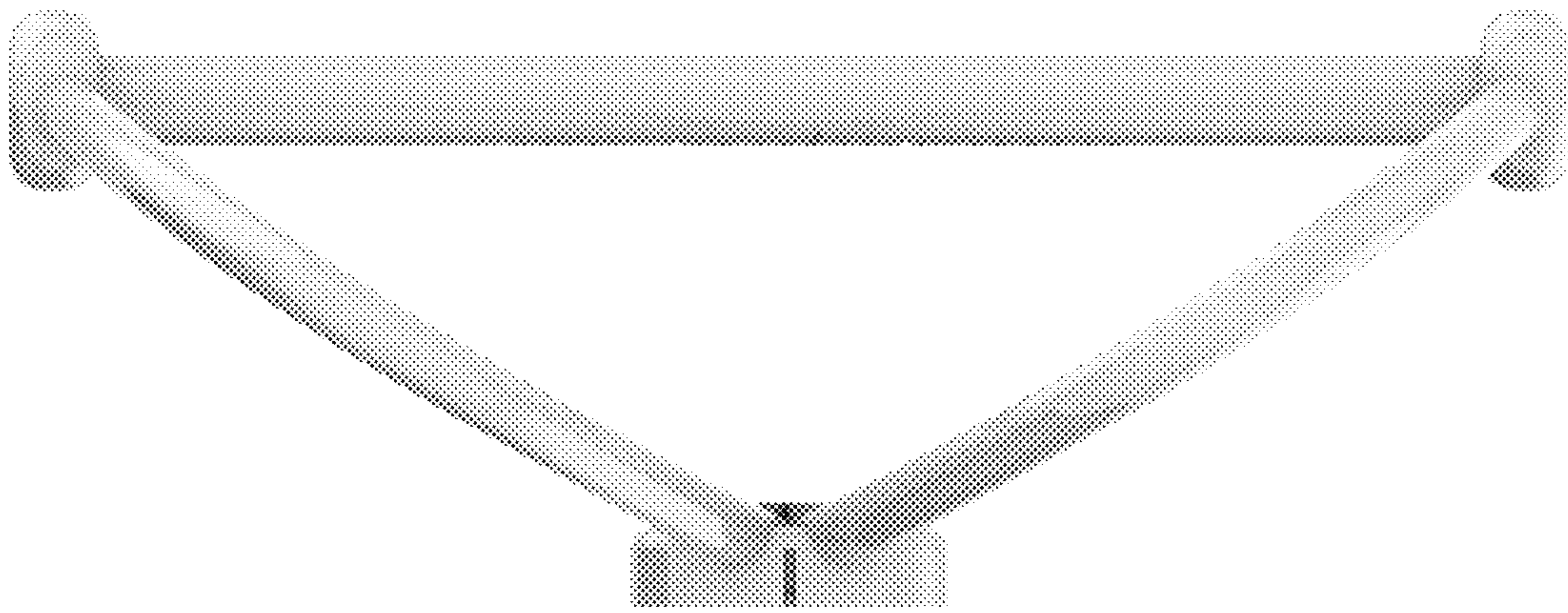


Fig. 3

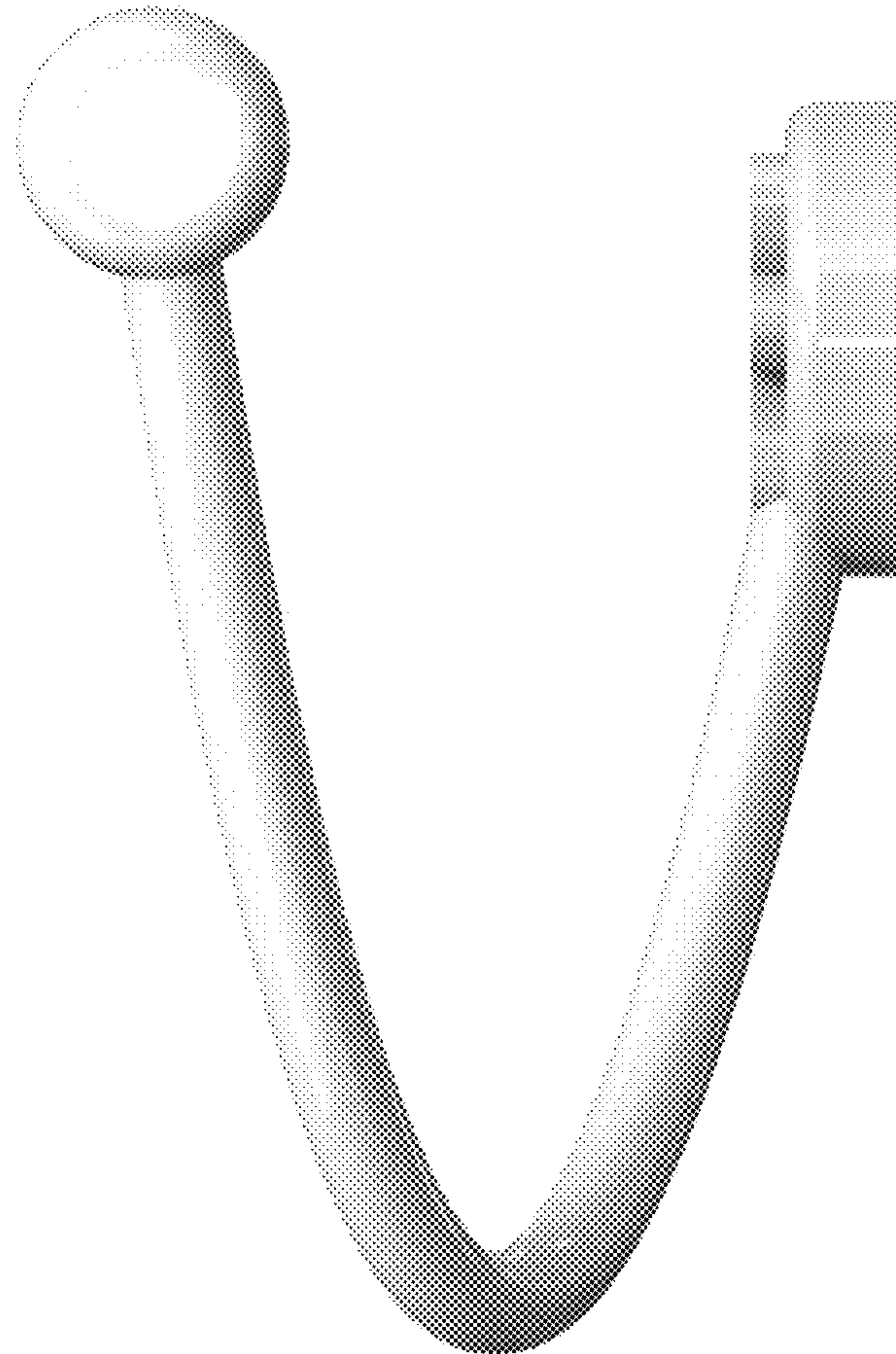


Fig. 4

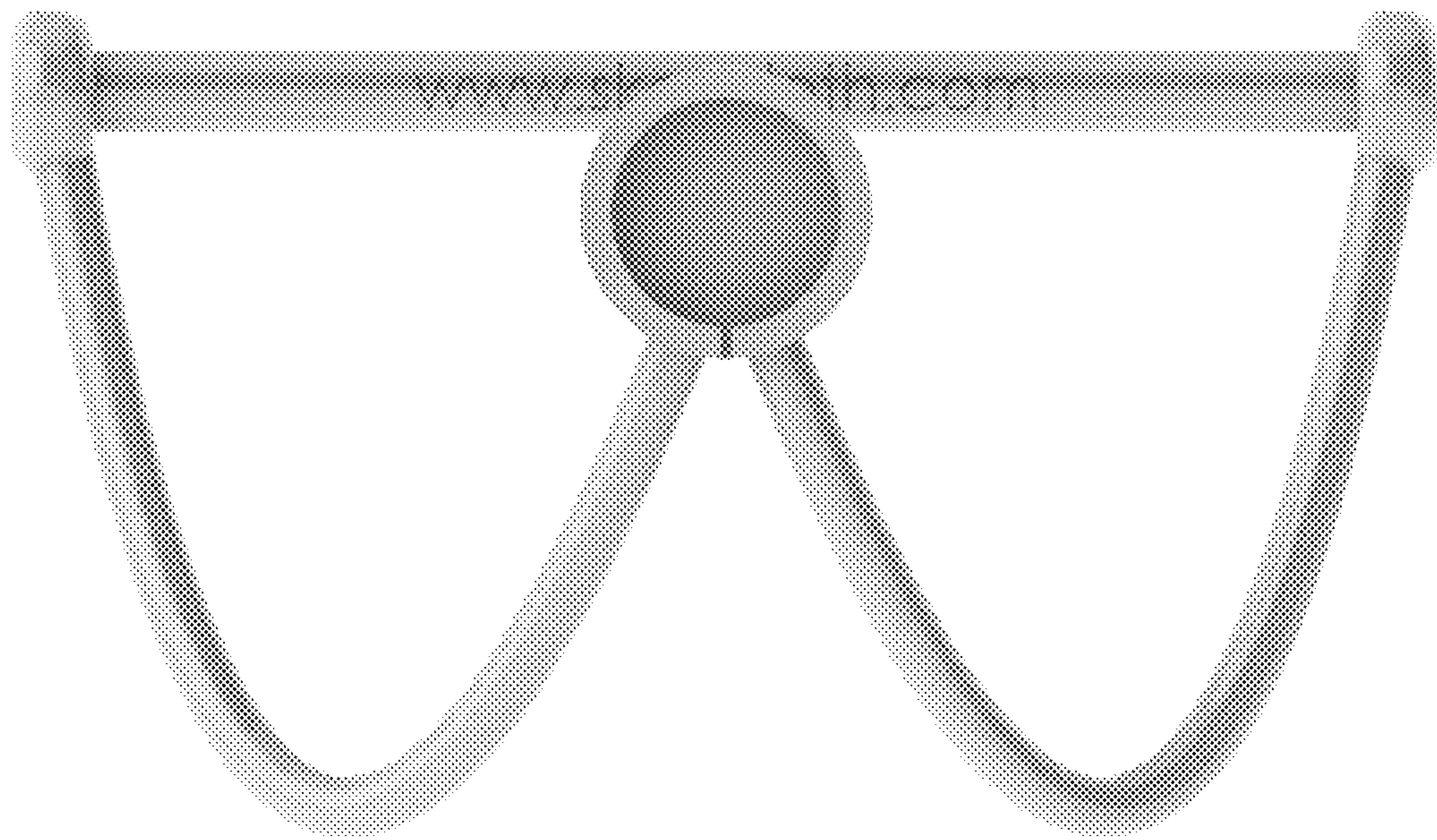


Fig. 5




Fig. 6




Fig. 7