



US00D801722S

(12) **United States Design Patent** (10) **Patent No.:** **US D801,722 S**
Indruk (45) **Date of Patent:** **** Nov. 7, 2017**

(54) **DISPENSER**
(71) Applicant: **Gregory L. Indruk**, Nashua, NH (US)
(72) Inventor: **Gregory L. Indruk**, Nashua, NH (US)
(**) Term: **15 Years**
(21) Appl. No.: **29/574,013**
(22) Filed: **Aug. 11, 2016**

6,375,038 B1 4/2002 Daansen et al.
D478,445 S 8/2003 Daansen
7,278,554 B2 10/2007 Armstrong
D586,599 S * 2/2009 Crawford D6/545
D643,237 S * 8/2011 Reynolds D6/545
8,336,740 B1 12/2012 Daansen
D724,861 S * 3/2015 Gottschalk D6/545
D767,301 S 9/2016 Indruk
D768,405 S * 10/2016 Patterson D6/545
D768,407 S * 10/2016 Patterson D6/545
D775,852 S * 1/2017 Indruk D6/545

(51) **LOC (10) Cl.** **23-02**
(52) **U.S. Cl.**
USPC **D6/545**
(58) **Field of Classification Search**
USPC D6/542, 545, 543-544; 211/208, 282,
211/283; 222/105, 173, 180, 181.1,
222/181.2, 181.3
CPC A47K 5/12; A47K 5/1204; A47K 5/1205;
A47K 5/1207; A47K 5/08; A47K 5/1202;
A47K 5/1214; A47K 5/1215; A47K 5/14;
A47K 5/16; A47K 7/04; A47K 5/1217;
A47K 5/02; A47F 1/085; A47G 19/24;
A47G 21/12; B65D 83/267; B65D
23/003; B65D 83/40; B65D 77/065;
B67D 3/0029; B05B 11/062
See application file for complete search history.

OTHER PUBLICATIONS

Design U.S. Appl. No. 29/527,728, filed May 21, 2015.
Design U.S. Appl. No. 29/573,707 filed Aug. 9, 2016.
Design U.S. Appl. No. 29/573,996 filed Aug. 11, 2016.

* cited by examiner

Primary Examiner — Wan Laymon
Assistant Examiner — Mark Booker
(74) *Attorney, Agent, or Firm* — McLane Middleton,
Professional Association

(57) **CLAIM**

The ornamental design for a dispenser, as shown and described.

DESCRIPTION

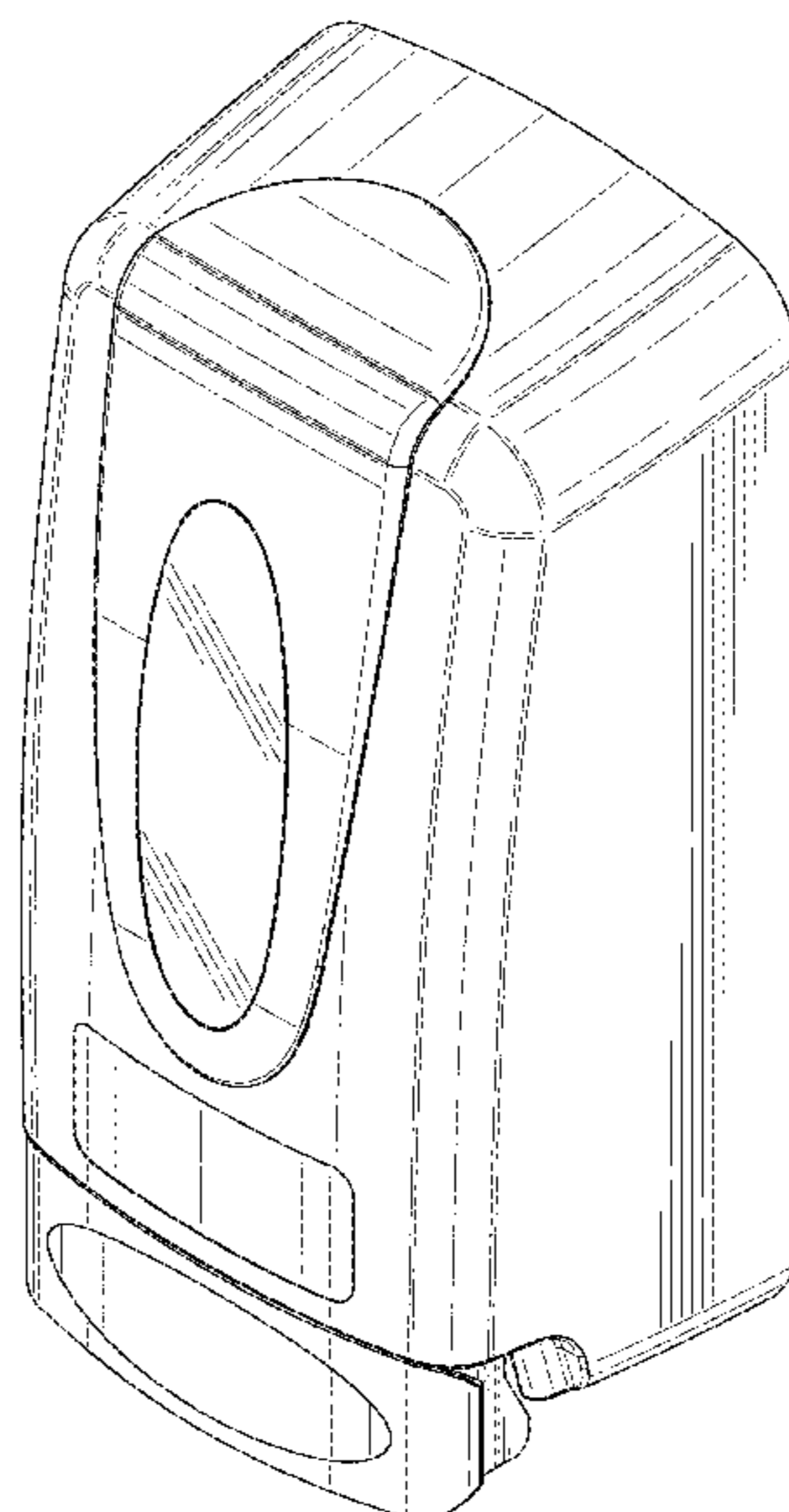
FIG. 1 is an isometric view of a dispenser showing my new design taken generally from the front, top, and right side; FIG. 2 is a front elevation view thereof; FIG. 3 is a rear elevation view thereof; FIG. 4 is a left side elevation view thereof, the right side elevation view being a mirror image thereof; FIG. 5 is a top plan view thereof; and, FIG. 6 is a bottom plan view thereof. The broken lines depict portions of the article that form no part of the claimed design.

(56) **References Cited**

U.S. PATENT DOCUMENTS

4,130,224 A 12/1978 Norman et al.
4,164,306 A 8/1979 Perrin
D338,585 S 8/1993 Bell et al.
D345,664 S 4/1994 Brandenburg
D349,827 S 8/1994 Brandenburg
D358,288 S 5/1995 Daansen
5,464,125 A 11/1995 Daansen
5,501,372 A 3/1996 Daansen
5,598,952 A 2/1997 Daansen
D414,363 S 9/1999 Daansen
D431,404 S * 10/2000 Brazis D6/545

1 Claim, 6 Drawing Sheets



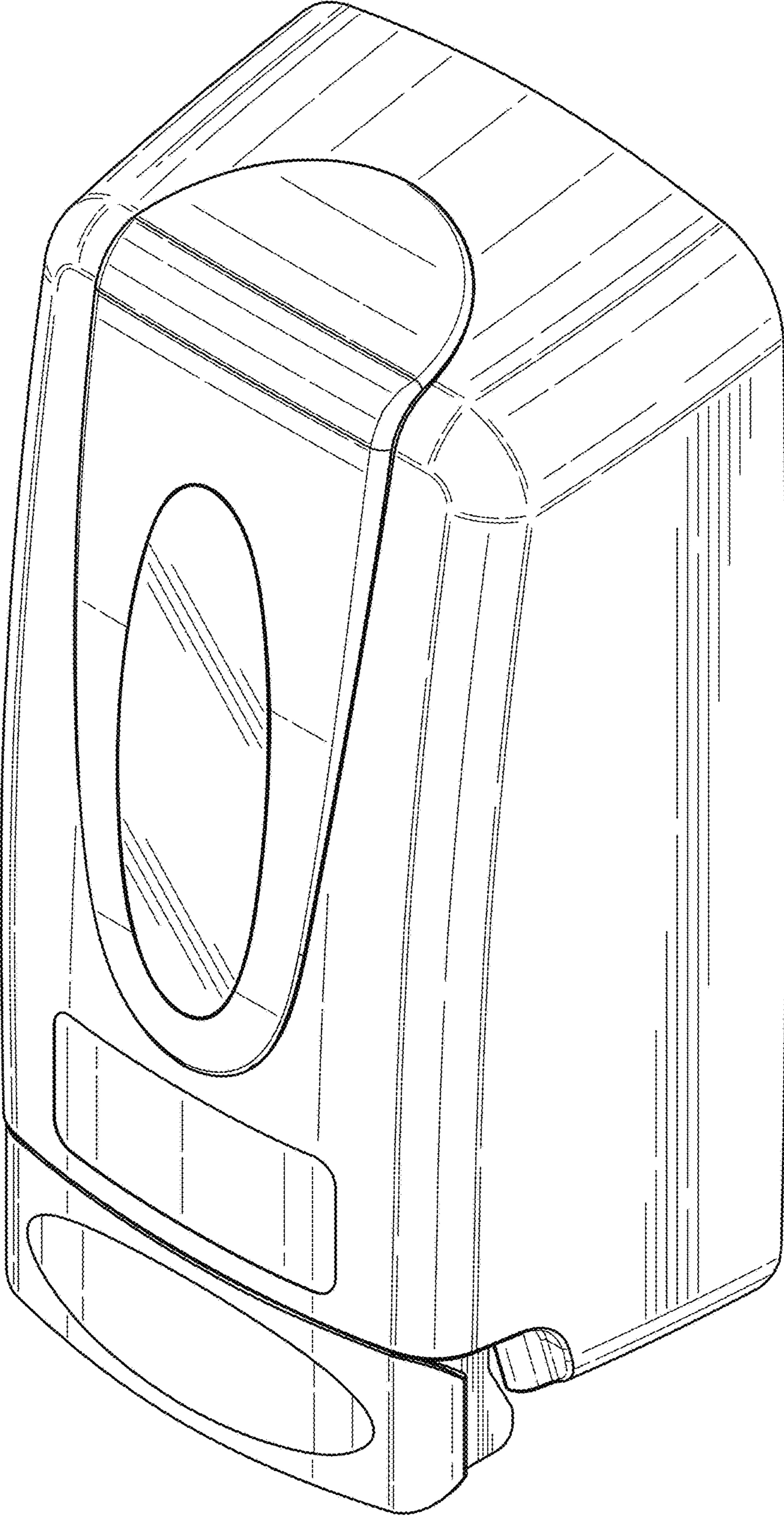


FIG. 1

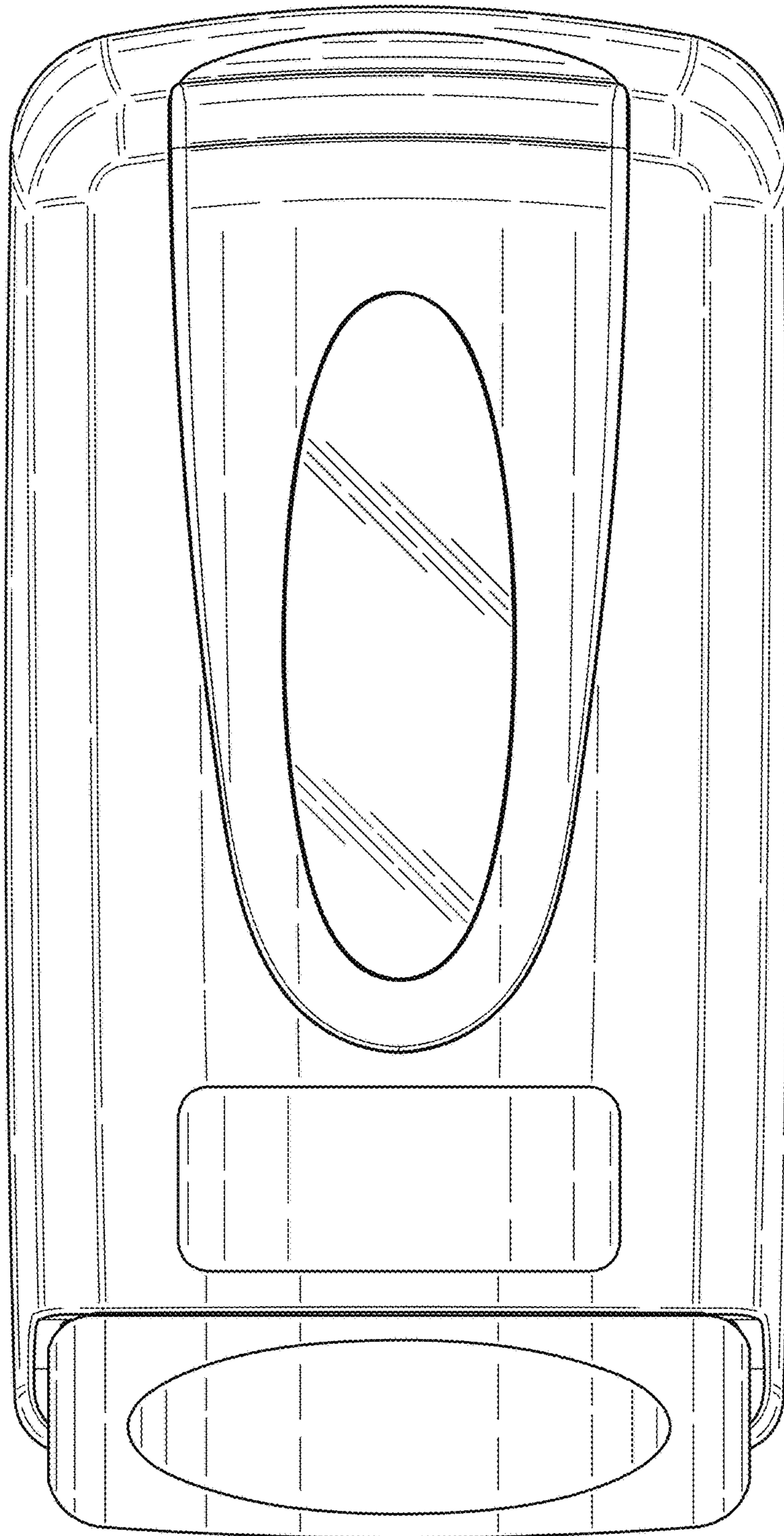


FIG. 2

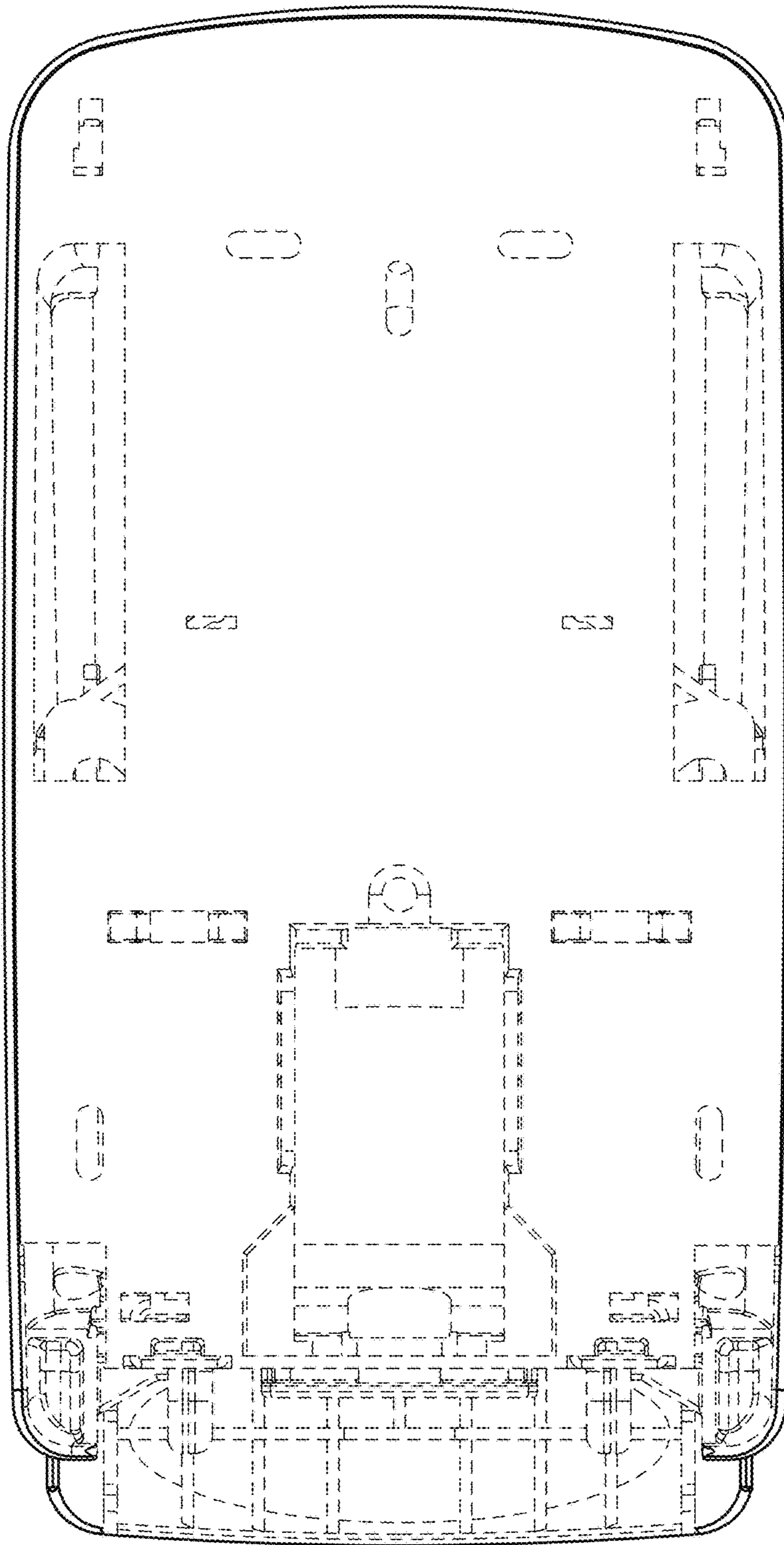


FIG. 3




FIG. 4

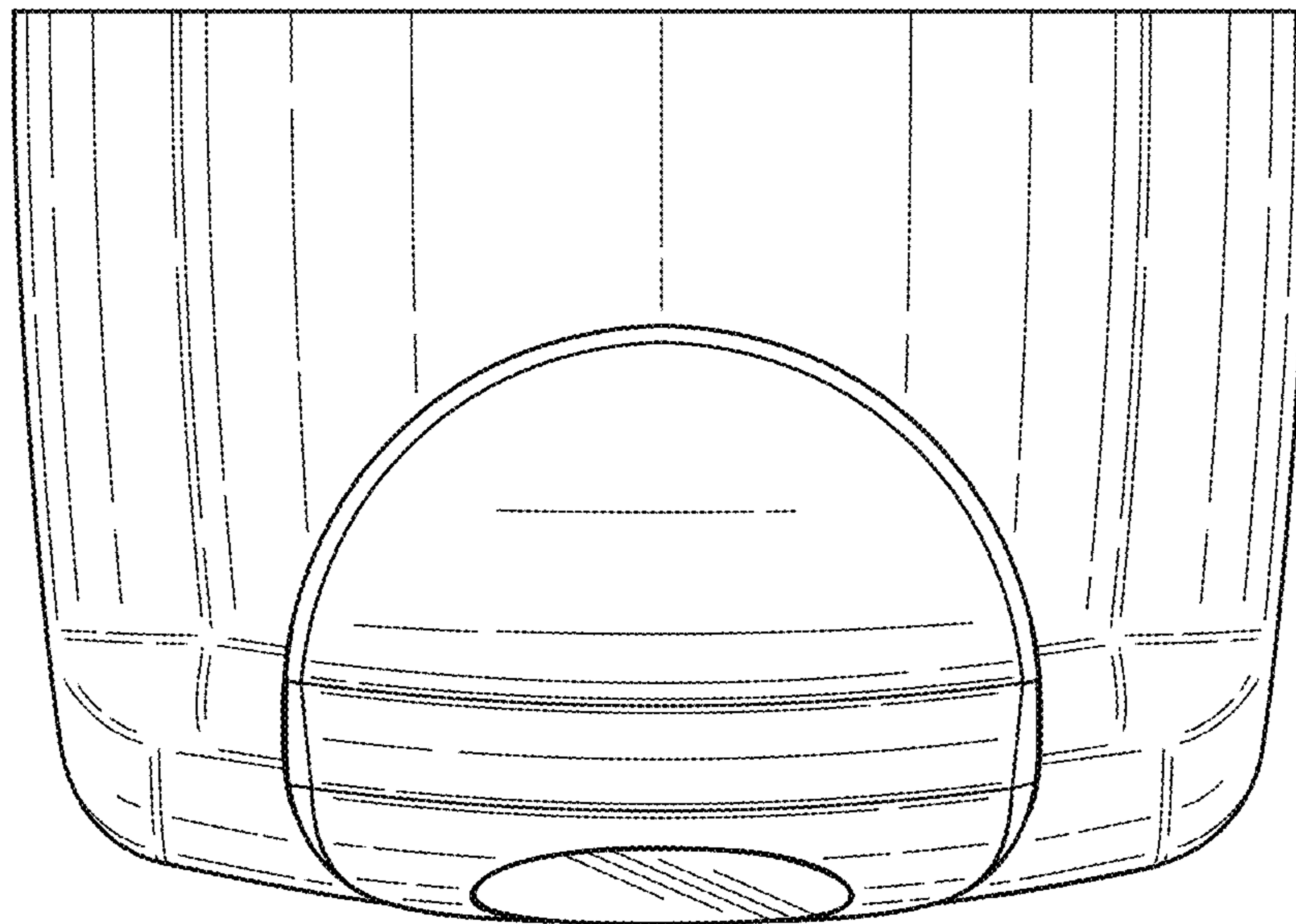


FIG. 5

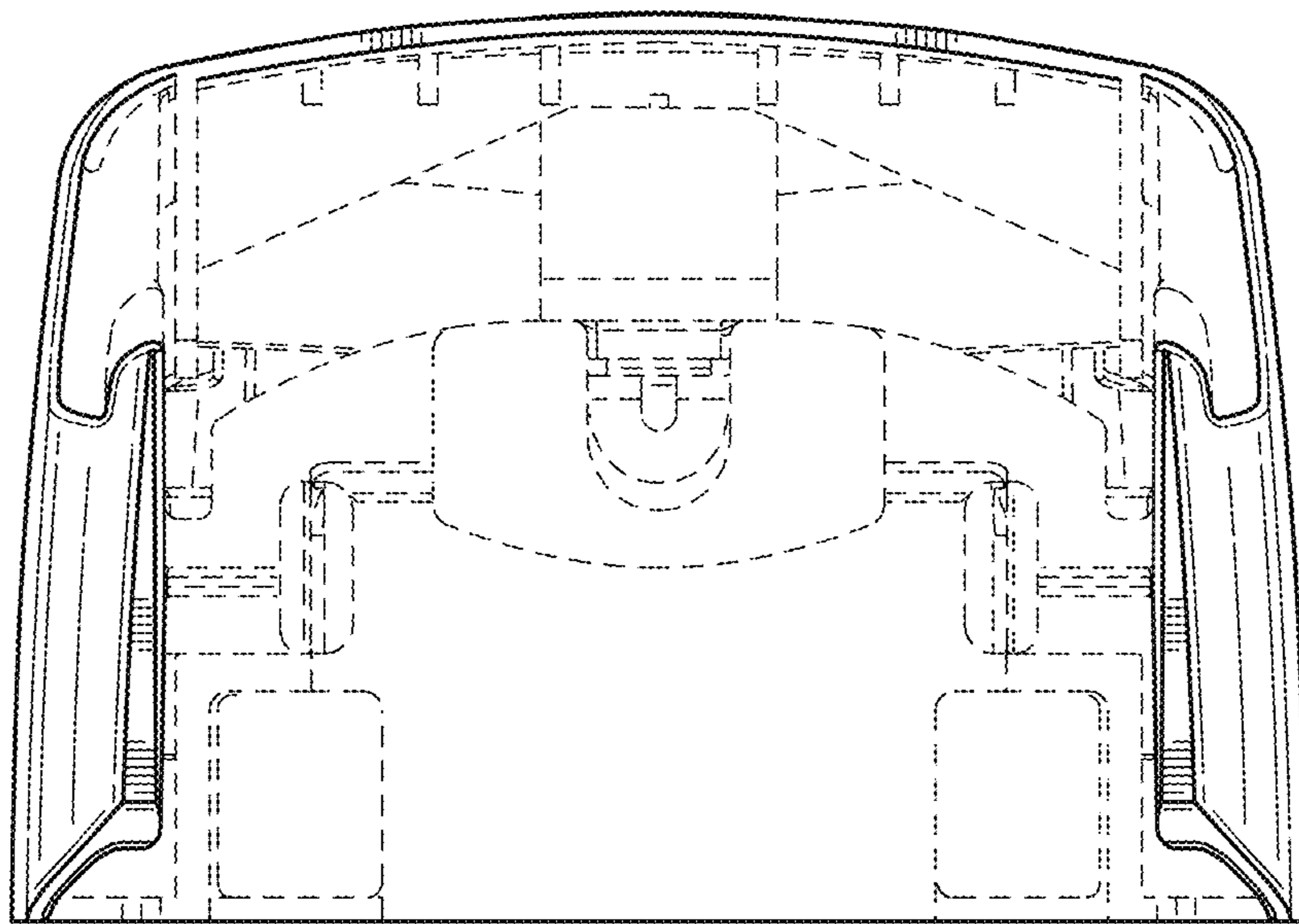


FIG. 6