



US00D801721S

(12) **United States Design Patent**
Briden

(10) **Patent No.:** **US D801,721 S**

(45) **Date of Patent:** **** Nov. 7, 2017**

- (54) **SPOOLED ITEM HOLDING DEVICE**
- (71) Applicant: **Patricia Grayson Briden**, Virginia Beach, VA (US)
- (72) Inventor: **Patricia Grayson Briden**, Virginia Beach, VA (US)
- (73) Assignee: **Patricia Grayson Briden**, Virginia Beach, VA (US)
- (**) Term: **15 Years**
- (21) Appl. No.: **29/559,762**
- (22) Filed: **Mar. 31, 2016**
- (51) **LOC (10) Cl.** **23-02**
- (52) **U.S. Cl.**
USPC **D6/523**
- (58) **Field of Classification Search**
USPC D6/518-523; 206/389, 391; 211/13.1, 211/59.1, 45, 89.01; 242/570, 590, 597.7, 242/599.1, 599.3; 248/309.1, 309.2
CPC A47K 2010/3266; A47K 10/32; A47K 10/426
See application file for complete search history.

- D338,825 S * 8/1993 Brainard D8/303
 - 5,273,227 A 12/1993 Smith, Jr.
 - D344,185 S * 2/1994 Vela D3/318
 - D352,441 S * 11/1994 Oury D8/303
 - D352,442 S * 11/1994 Lee-Chang D8/303
 - D352,443 S * 11/1994 Chen D8/303
 - D352,800 S * 11/1994 Leung D21/401
 - 5,415,357 A 5/1995 Smith, Jr.
 - D405,342 S * 2/1999 Thompson D8/303
 - D411,432 S * 6/1999 Stahel D8/303
 - 5,983,747 A * 11/1999 Chen B62K 21/125
16/110.1
 - D448,646 S * 10/2001 Sargentelli D8/303
 - D453,292 S * 2/2002 Tsuzuki D8/300
 - 6,398,151 B1 6/2002 Tam
 - D461,390 S * 8/2002 Livingston D8/303
 - 6,561,058 B1 * 5/2003 Steinke B62K 21/26
74/551.8
 - D475,953 S * 6/2003 Salwasser D12/161
- (Continued)

OTHER PUBLICATIONS

www.controlnroll.com, Website; Accessed Dec. 15, 2015.

Primary Examiner — David Muller
Assistant Examiner — Nathan Johnston
(74) *Attorney, Agent, or Firm* — Guerry L. Grune; ePatentManager

(56) **References Cited**

U.S. PATENT DOCUMENTS

- 2,699,903 A 1/1955 Montgomery
- D274,122 S * 6/1984 Stahel D8/303
- D284,259 S * 6/1986 Oury D8/107
- 4,711,406 A * 12/1987 Barstow B65H 75/246
242/572
- D296,963 S 8/1988 Smallwood
- 4,895,044 A * 1/1990 Ekins B62K 21/26
16/421
- D308,781 S 6/1990 Mintz
- D320,125 S * 9/1991 Hacker D7/395
- D320,922 S * 10/1991 Lurkis 74/551.9
- D322,022 S * 12/1991 Cunningham D8/303
- D336,957 S * 6/1993 Koros D24/133

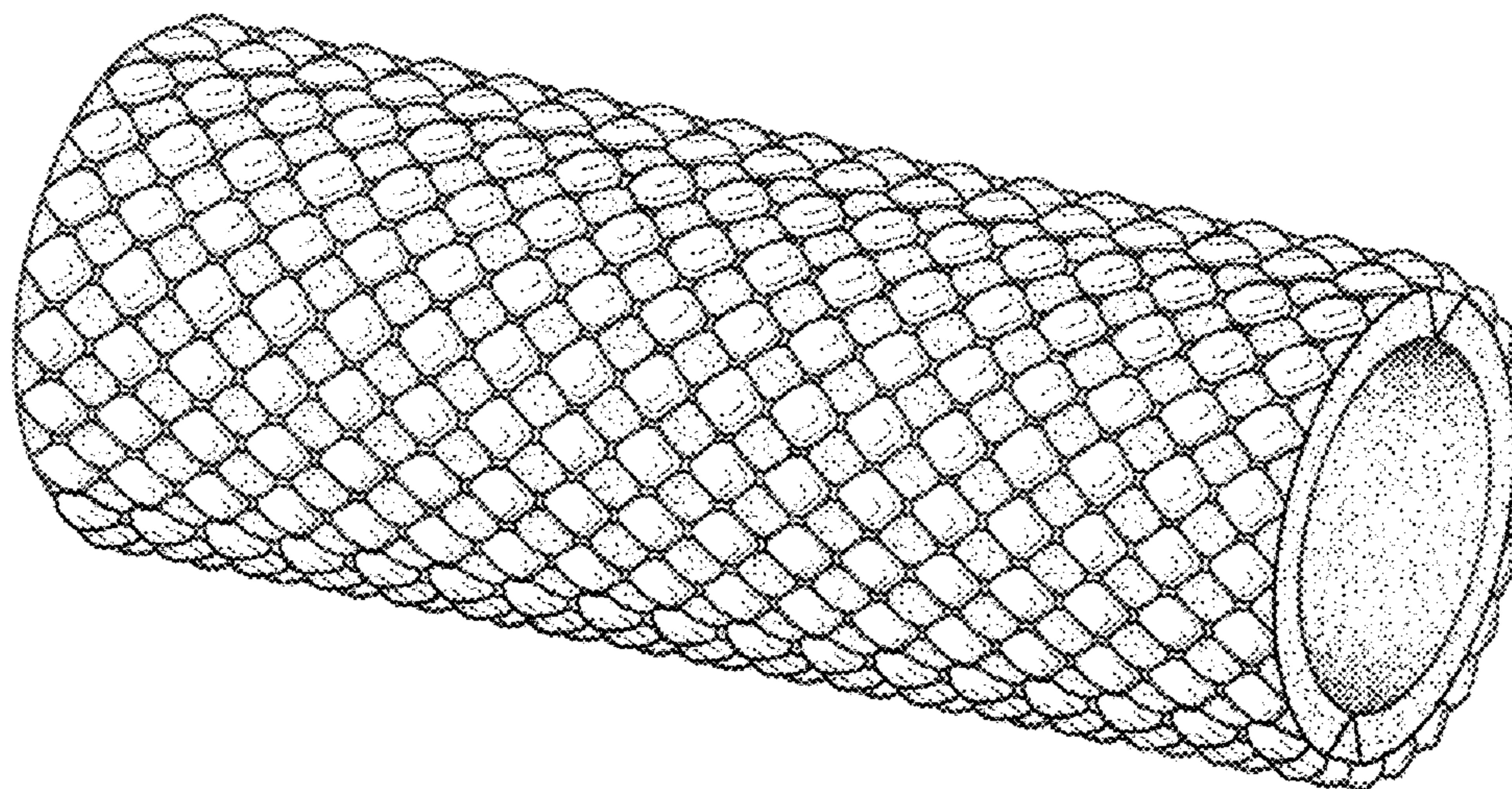
(57) **CLAIM**

The ornamental design for a spooled item holding device, as shown and described.

DESCRIPTION

FIG. 1 is a top perspective view of a spooled item holding device showing my new design; FIG. 2 is a right end elevation view thereof; and, FIG. 3 is a front elevation view thereof. The sides not explicitly shown in the drawings are a mirror image of the sides visible in the drawings.

1 Claim, 1 Drawing Sheet



(56)

References Cited

U.S. PATENT DOCUMENTS

D512,894 S * 12/2005 Nimphius D12/114
7,044,020 B2 * 5/2006 Rosenthal B62K 21/26
16/421
D533,813 S * 12/2006 Fujiwara B62K 21/26
D12/114
D542,119 S * 5/2007 Ricereto D8/317
D554,465 S * 11/2007 Laurienzo D12/179
7,364,112 B1 4/2008 Formon
D596,476 S * 7/2009 Welch D8/303
D611,784 S * 3/2010 Girard D8/25
D615,605 S * 5/2010 Frasco D21/682
D621,680 S * 8/2010 Hsu D8/303
D626,816 S * 11/2010 Claxton D8/303
D633,035 S * 2/2011 Heine D13/103
7,980,507 B2 7/2011 Patrick
D648,204 S * 11/2011 Parvey D8/303
D718,441 S * 11/2014 Carus D24/133
D731,202 S 6/2015 Newson
2009/0057169 A1 3/2009 Kruchoski et al.
2009/0179105 A1 7/2009 Owen
2013/0240462 A1 * 9/2013 Lohnert A47K 10/06
211/13.1
2013/0306822 A1 * 11/2013 Margetts F16M 13/022
248/329
2015/0090835 A1 4/2015 Toussaint
2015/0251834 A1 * 9/2015 Doering B65B 5/04
206/362.2
2015/0305537 A1 * 10/2015 Zich A47G 27/0212
206/389

* cited by examiner

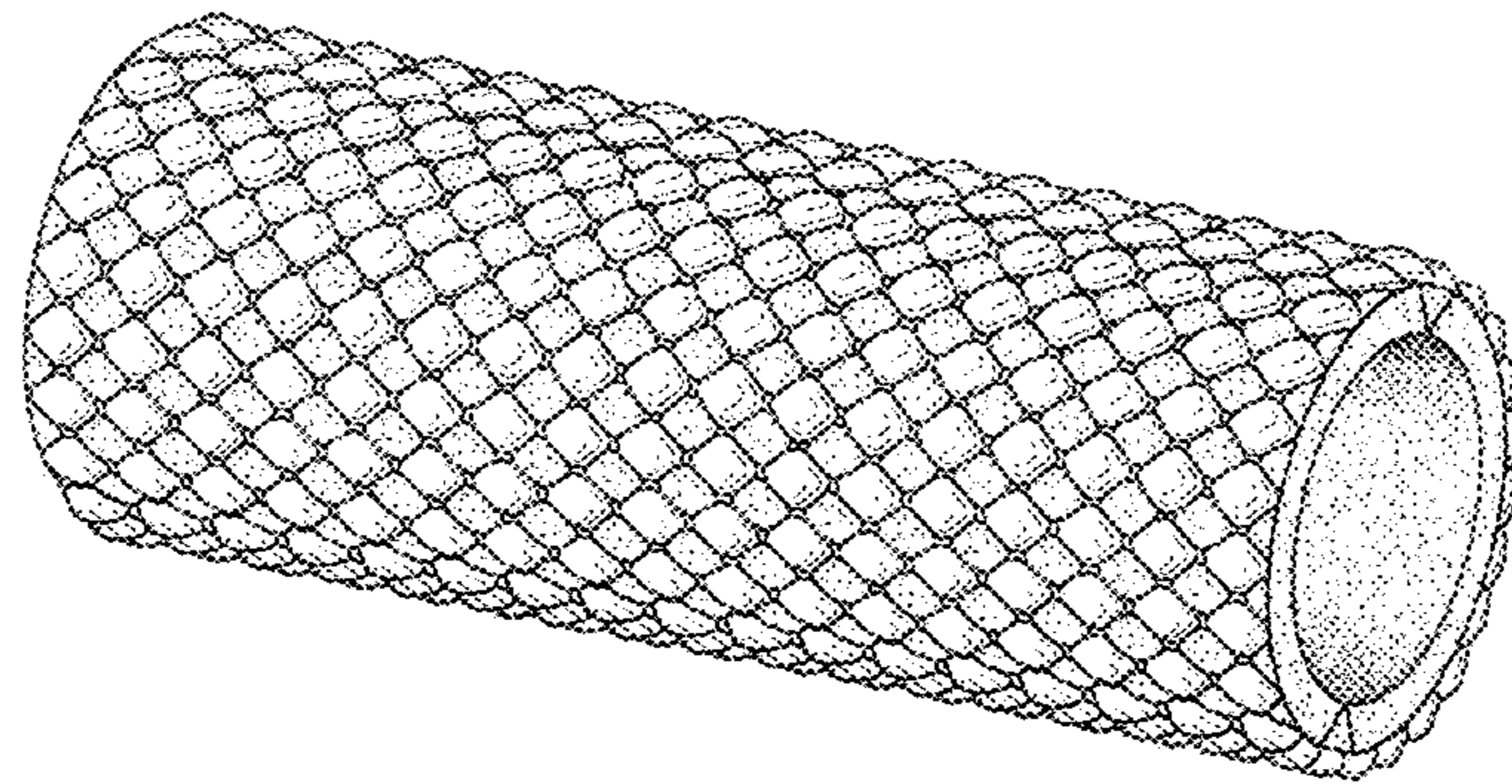


FIG. 1

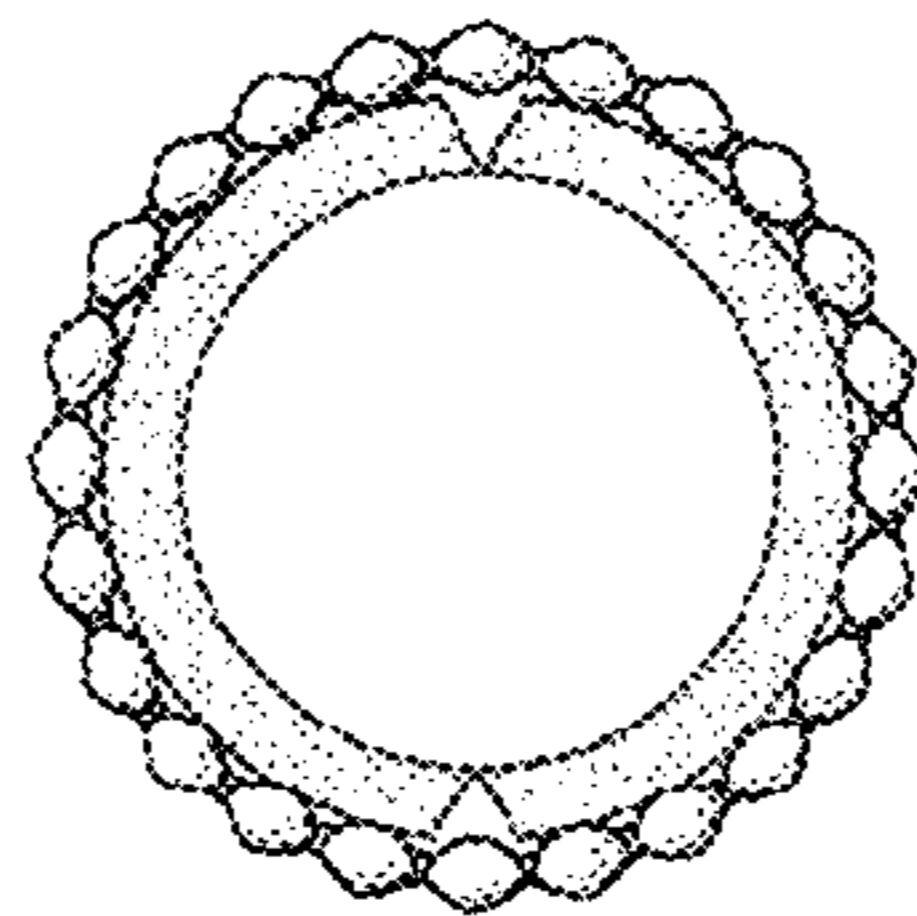


FIG. 2

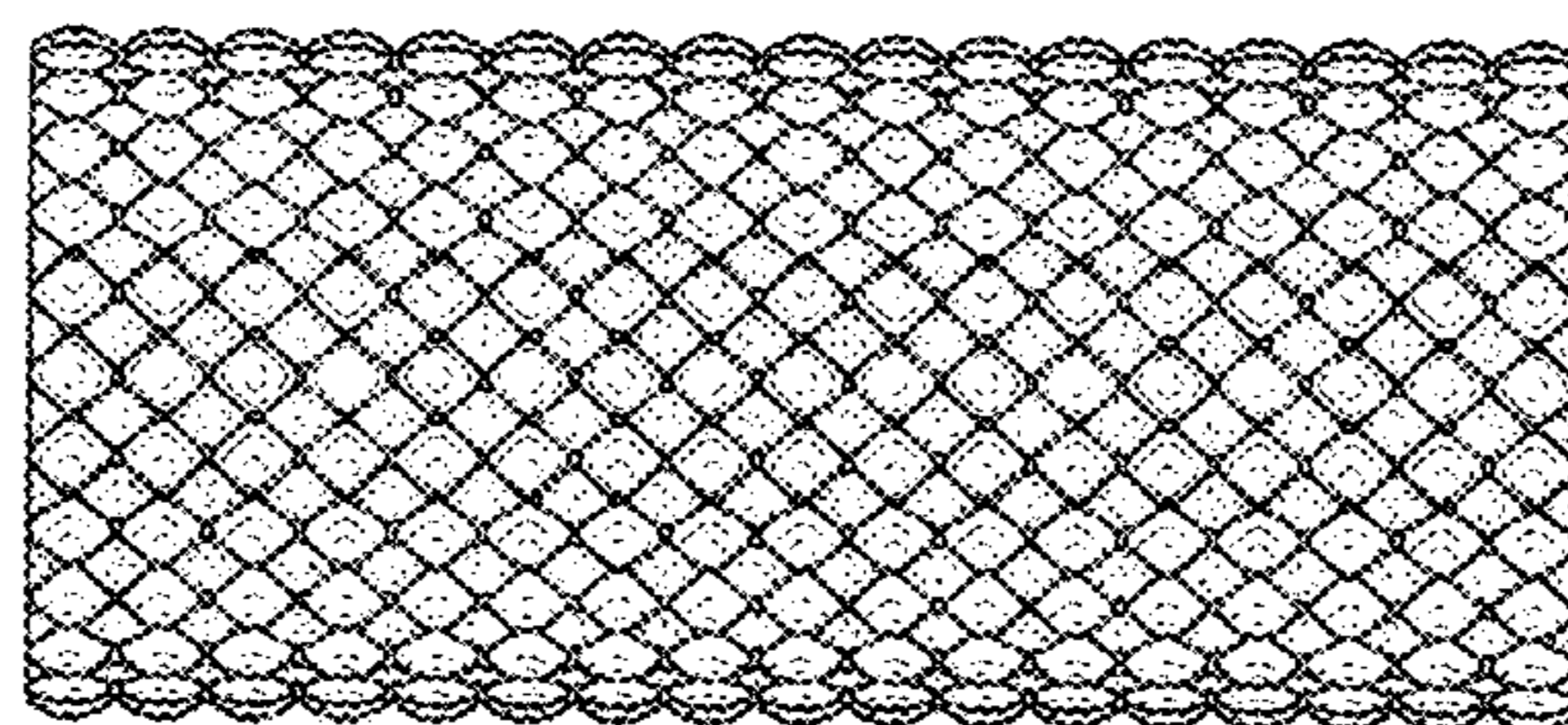


FIG. 3