



US00D801711S

(12) **United States Design Patent** (10) **Patent No.:** **US D801,711 S**
Mao et al. (45) **Date of Patent:** **** Nov. 7, 2017**

(54) **ROCKING CHAIR**

A47C 7/16; A47C 7/18; A47C 7/54;
A47C 7/62; A47C 7/70; A47C 7/506;
A47C 7/744; A47C 17/045; A47C
27/086; A47C 31/11; A47C 31/113

(71) Applicant: **DAKANG HOLDING GROUP CO., LTD.**, Zhejiang (CN)

See application file for complete search history.

(72) Inventors: **Rujia Mao**, Zhejiang (CN); **Xiaoyu He**, Zhejiang (CN)

(56) **References Cited**

(73) Assignee: **DAKANG HOLDING GROUP CO., LTD.**, Zhejiang (CN)

U.S. PATENT DOCUMENTS

(**) Term: **15 Years**

D315,255 S *	3/1991	Beermann	D6/333
D317,534 S *	6/1991	Hansel	D6/333
D321,095 S *	10/1991	Bockwoldt	D6/356
D396,152 S *	7/1998	Beermann	D6/356
D574,619 S *	8/2008	Maezono	D6/356
D696,035 S *	12/2013	Hatter	D6/356
D721,895 S *	2/2015	Beermann	D6/356
D721,896 S *	2/2015	Ritzel	D6/356
D721,897 S *	2/2015	Ritzel	D6/356

(21) Appl. No.: **29/575,288**

(22) Filed: **Aug. 24, 2016**

(Continued)

(30) **Foreign Application Priority Data**

Feb. 29, 2016 (CN) 2016 3 0054815

Primary Examiner — Kevin K Rudzinski

(51) **LOC (10) Cl.** **06-01**

Assistant Examiner — Paul D Bohannon

(52) **U.S. Cl.**
USPC **D6/348**

(74) *Attorney, Agent, or Firm* — JCIPRNET

(58) **Field of Classification Search**

(57) **CLAIM**

USPC D6/333, 334, 336, 344, 345-350, 52,
D6/353, 355, 358, 360-366, 368-371,
D6/373-375, 377-381, 677, 692.3, 708,
D6/708.16, 716, 717; D12/52; D21/521,
D21/534-539, 674, 676, 687, 688, 690,
D21/828

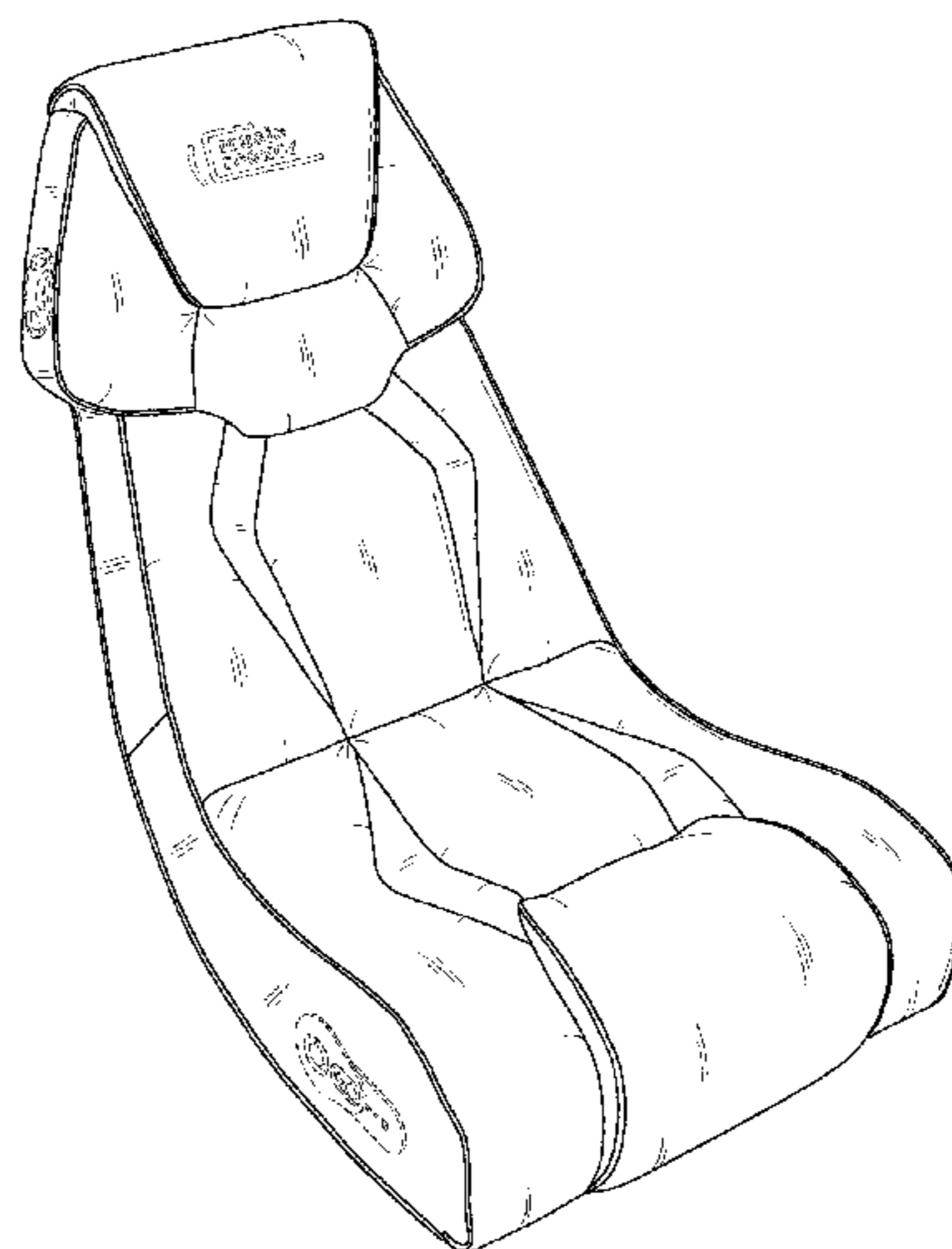
The ornamental design for a rocking chair, as shown and described.

CPC B60N 2/20; B60N 2/646; B60N 2/4228;
B60N 2/0705; B65B 31/04; Y10S
135/909; Y10S 297/02; Y10T 403/32409;
A47C 1/02; A47C 1/14; A47C 1/16;
A47C 1/143; A47C 1/146; A47C 1/0342;
A47C 3/00; A47C 3/02; A47C 3/04;
A47C 3/14; A47C 3/16; A47C 3/18;
A47C 3/34; A47C 3/029; A47C 3/027;
A47C 3/0255; A47C 4/00; A47C 4/02;
A47C 4/03; A47C 4/04; A47C 4/10;
A47C 4/24; A47C 4/50; A47C 4/54;
A47C 4/045; A47C 5/04; A47C 5/06;
A47C 5/12; A47C 15/008; A47C 7/021;

DESCRIPTION

FIG. 1 is a perspective view of a rocking chair showing our new design;
FIG. 2 is a front view thereof;
FIG. 3 is a rear view thereof;
FIG. 4 is a left side view thereof;
FIG. 5 is a right side view thereof; and,
FIG. 6 is a top view thereof.
A bottom view thereof is omitted since it does not contain ornamental features. The broken line showing of stitch lines and portions of the rocking chair forms no part of the claimed design.

1 Claim, 6 Drawing Sheets



(56)

References Cited

U.S. PATENT DOCUMENTS

9,637,035 B2 * 5/2017 Abe B60N 2/646
2009/0234544 A1 * 9/2009 Humer B60N 2/4228
701/49

* cited by examiner

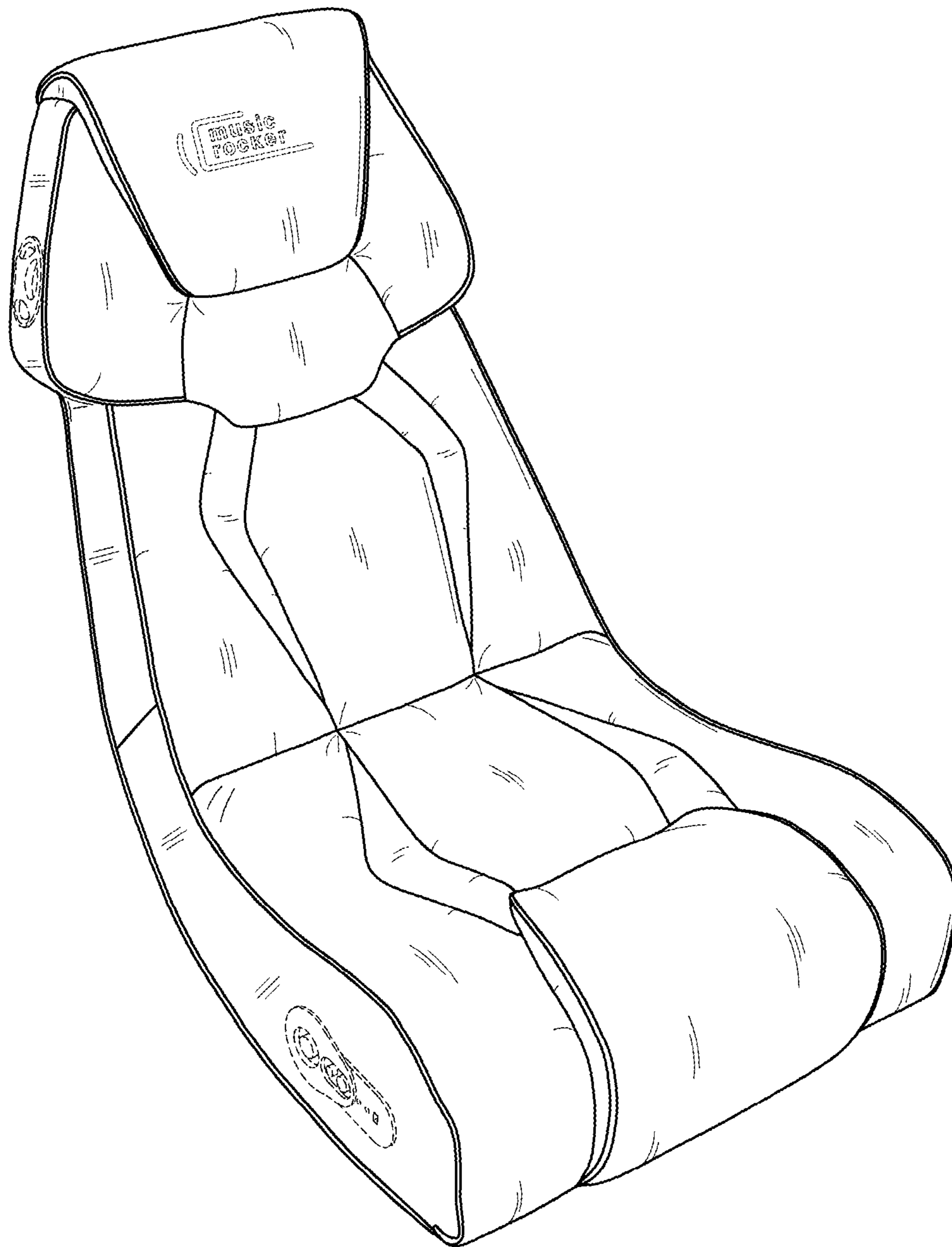


FIG. 1

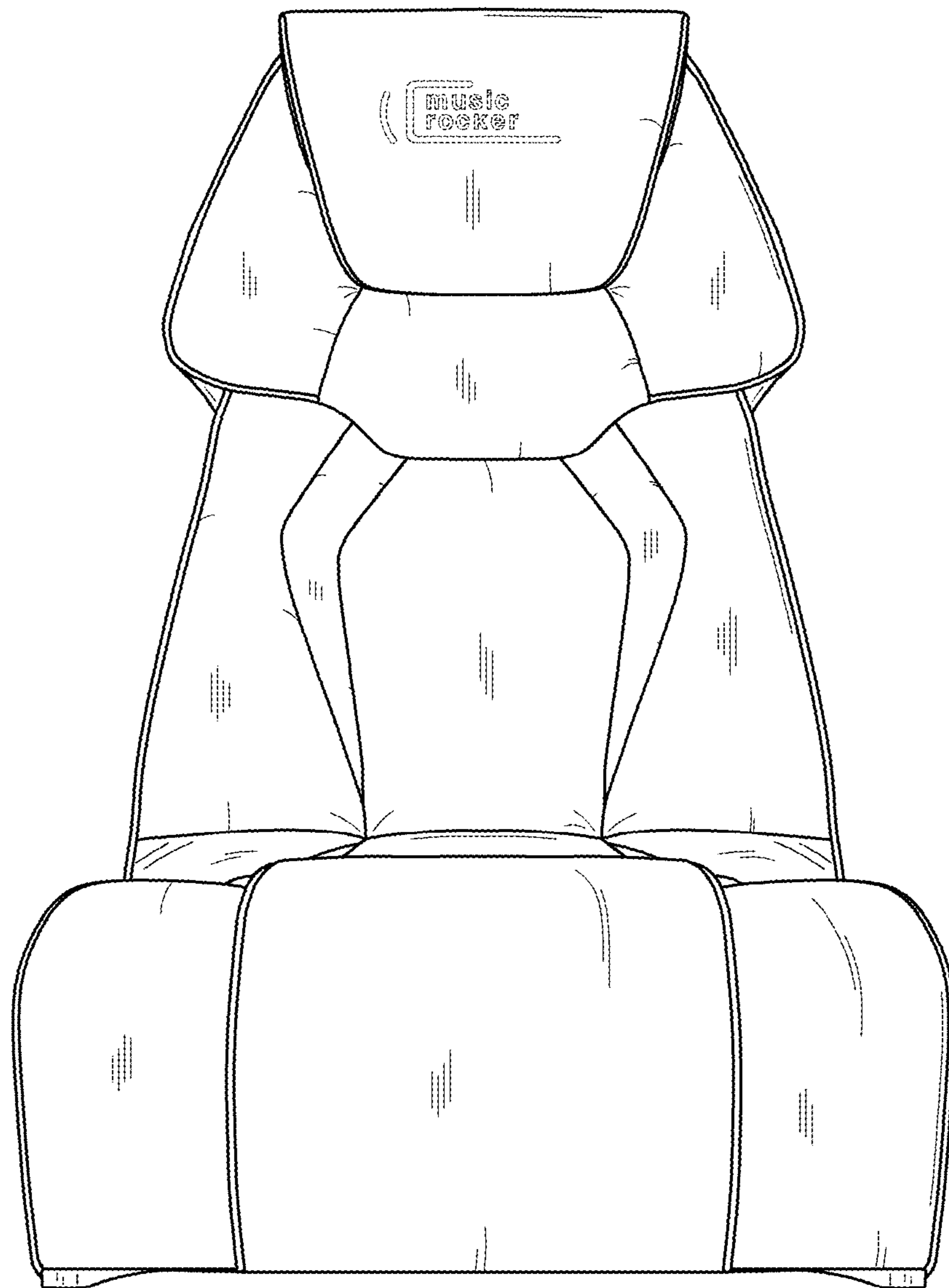


FIG. 2

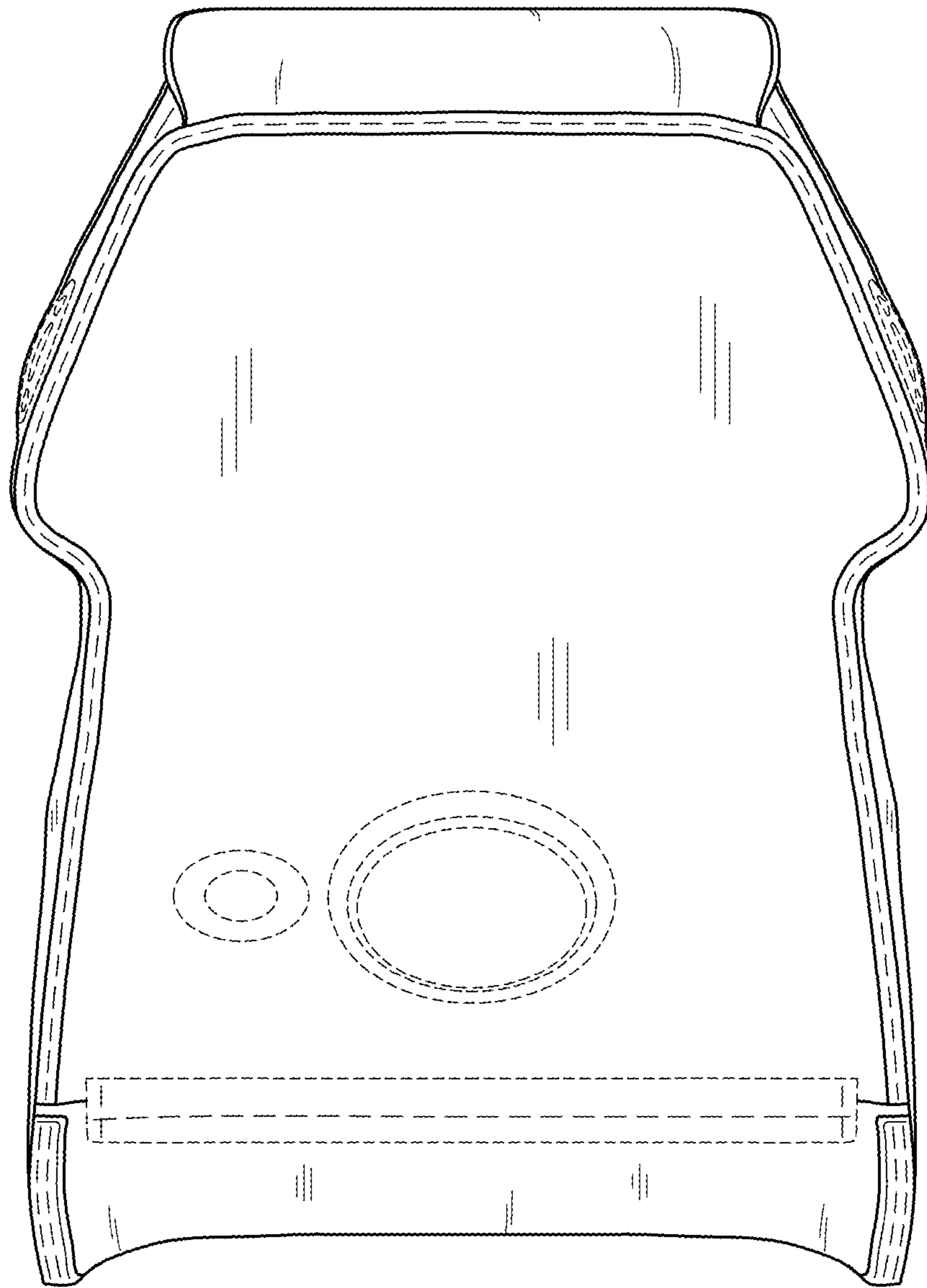


FIG. 3

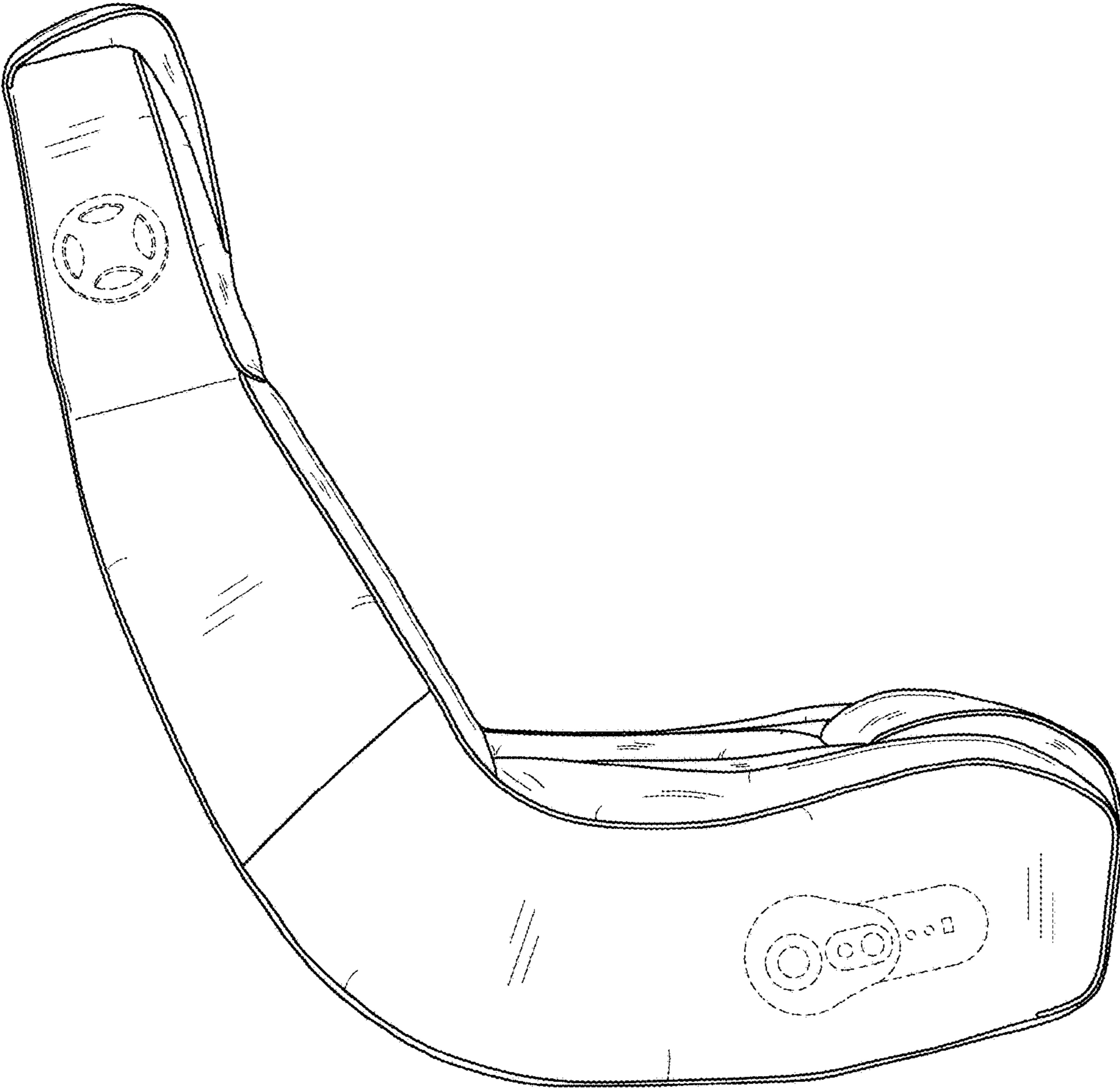


FIG. 4

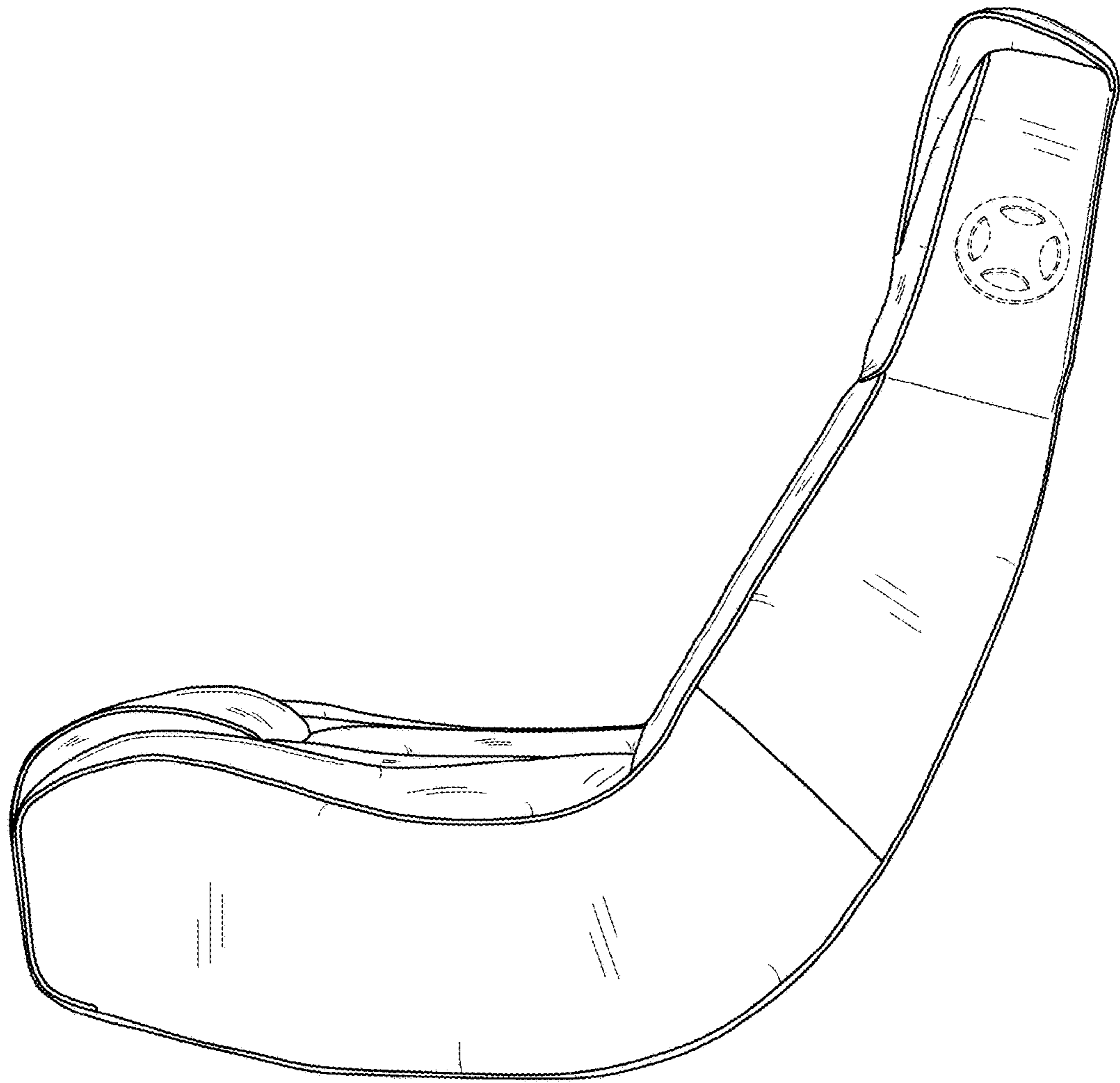


FIG. 5

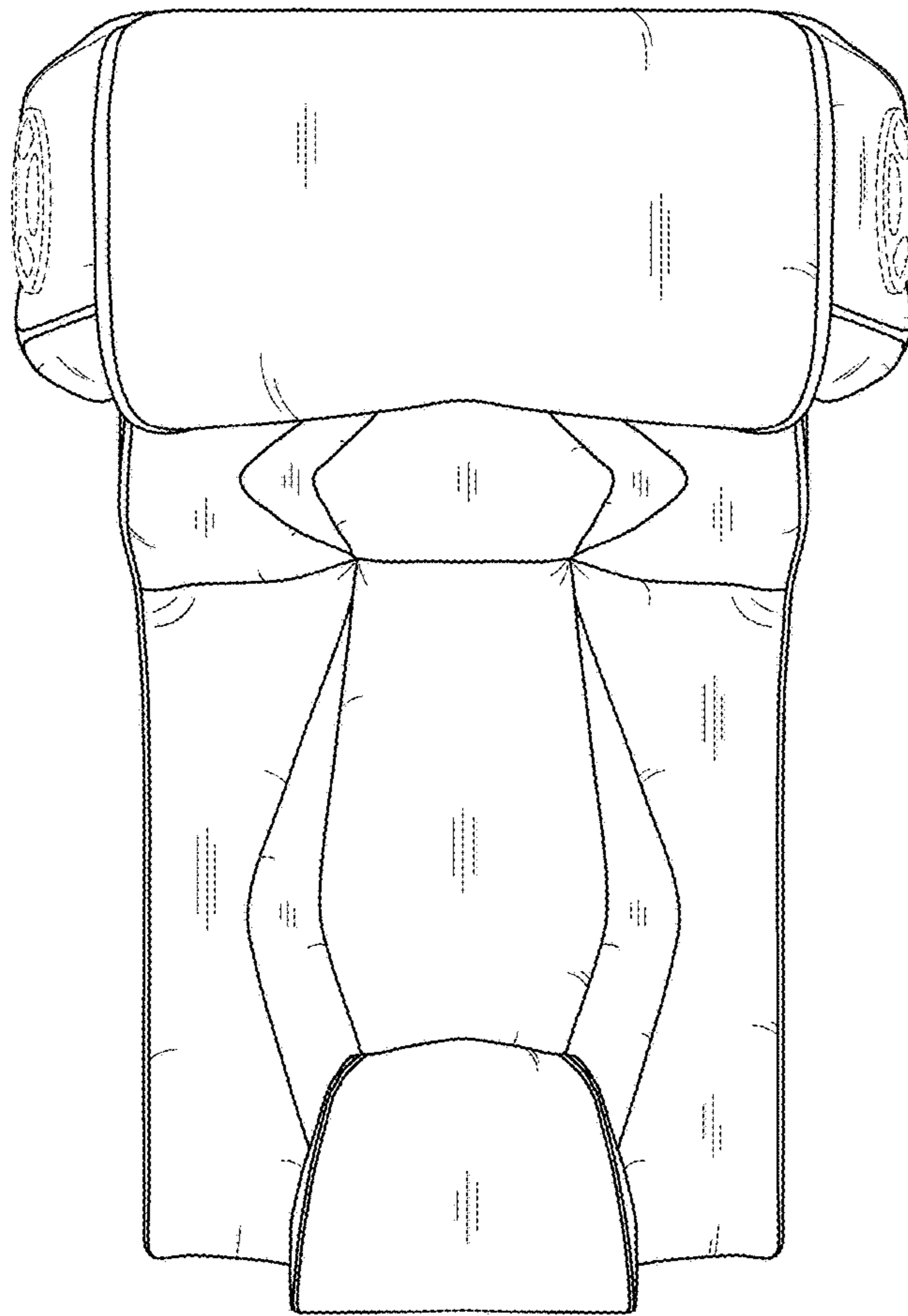


FIG. 6