



US00D801695S

(12) **United States Design Patent**
Burgess

(10) **Patent No.:** **US D801,695 S**

(45) **Date of Patent:** **** Nov. 7, 2017**

(54) **GOLF BAG HANDLE**

(71) Applicant: **Acushnet Company**, Fairhaven, MA
(US)

(72) Inventor: **Ian T K Burgess**, Hampstead, NH (US)

(73) Assignee: **Acushnet Company**, Fairhaven, MA
(US)

(**) Term: **15 Years**

(21) Appl. No.: **29/576,251**

(22) Filed: **Sep. 1, 2016**

(51) **LOC (10) Cl.** **03-01**

(52) **U.S. Cl.**
USPC **D3/328.1**

(58) **Field of Classification Search**
USPC D3/221, 224, 225, 254, 255, 256, 259,
D3/260, 303, 304, 315, 316, 318-322,
D3/327, 328, 328.1; D7/688; D8/303;
D10/32; D21/753-759, 789, 796, 803
CPC A63B 55/00; A63B 55/10; A63B 55/40;
A63B 55/60; A63B 55/403; A63B
55/404; A63B 55/406; B62B 2202/404
See application file for complete search history.

(56) **References Cited**

U.S. PATENT DOCUMENTS

D155,102 S *	9/1949	Nelson	D24/189
D157,778 S *	3/1950	Neumann	D8/306
D217,565 S *	5/1970	Renshaw	D3/255
D256,038 S *	7/1980	Presser	440/33
D301,201 S *	5/1989	King	D8/306
D308,441 S *	6/1990	Quellais	D3/255
D335,810 S *	5/1993	Asien	D8/306
D368,012 S *	3/1996	Dickinson	D3/318

D431,706 S *	10/2000	Wu	D34/27
D444,931 S *	7/2001	Vong	D34/27
D461,390 S *	8/2002	Livingston	D8/303
D523,961 S *	6/2006	Weber	D24/190
D582,208 S *	12/2008	Robson	D7/395
D612,219 S *	3/2010	Reay	D7/688
D626,748 S *	11/2010	Chang	D3/318
D637,816 S *	5/2011	Nitkin	D3/318
D641,166 S *	7/2011	Zivanovic	D3/262
D669,945 S *	10/2012	Russo	D21/662
D716,051 S *	10/2014	Fischer	D3/318

* cited by examiner

Primary Examiner — Susan E Krakower

Assistant Examiner — L. A. Grabenstetter

(74) *Attorney, Agent, or Firm* — Daniel W. Sullivan

(57) **CLAIM**

The ornamental design for a golf bag handle, as shown and described.

DESCRIPTION

FIG. 1 is a perspective view of the golf bag handle of this invention;

FIG. 2 is a front plan view shown in an enlarged scale of the golf bag handle of this invention;

FIG. 3 is a side view shown in an enlarged scale of the golf bag handle of this invention;

FIG. 4 is a back plan view shown in an enlarged scale of the golf bag handle of this invention;

FIG. 5 is a top elevational view shown in an enlarged scale of the golf bag handle of this invention; and,

FIG. 6 is a bottom elevational view shown in an enlarged scale of the golf bag handle of this invention.

In FIGS. 1-6, the broken lines depict unclaimed portions of the golf bag.

1 Claim, 3 Drawing Sheets

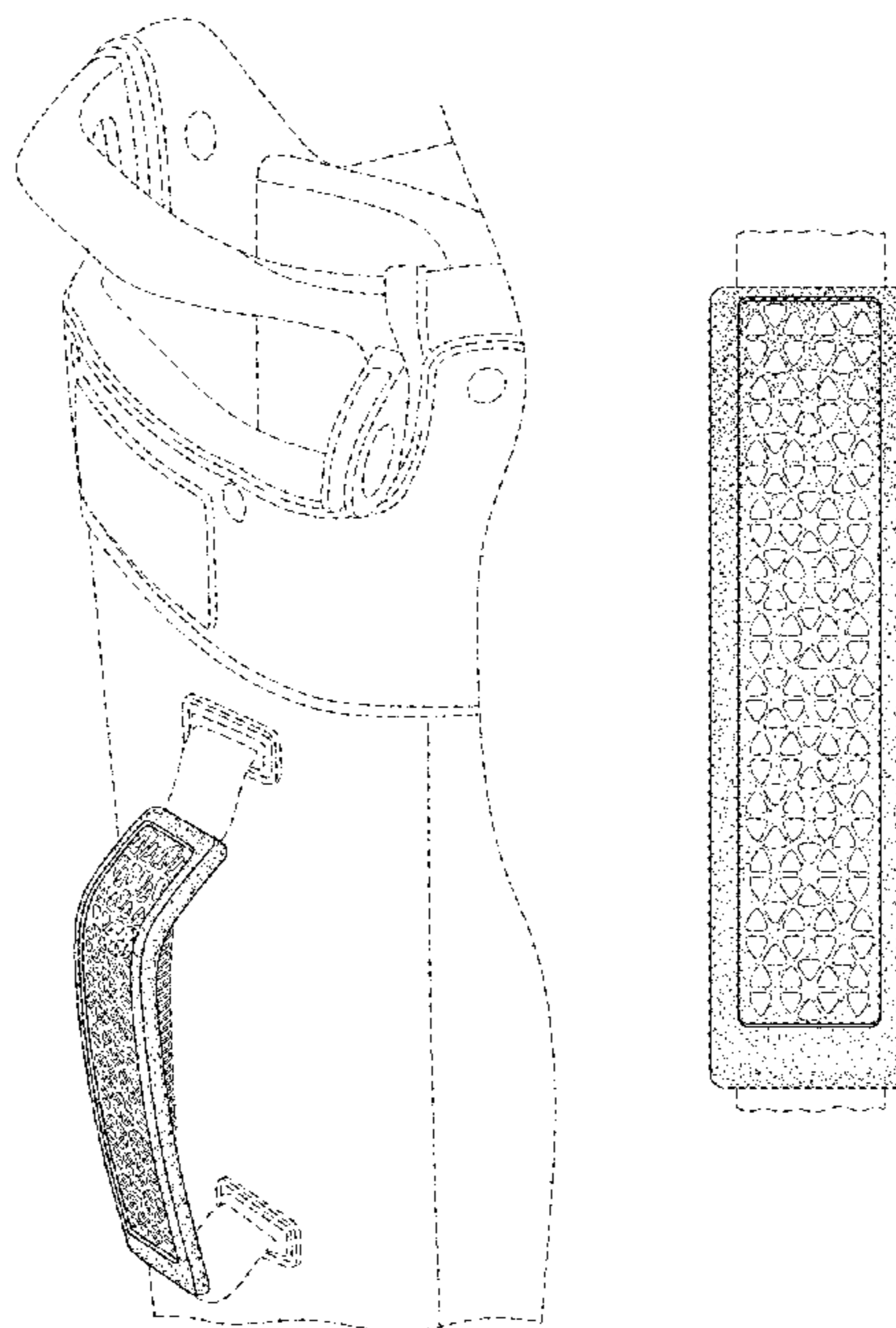
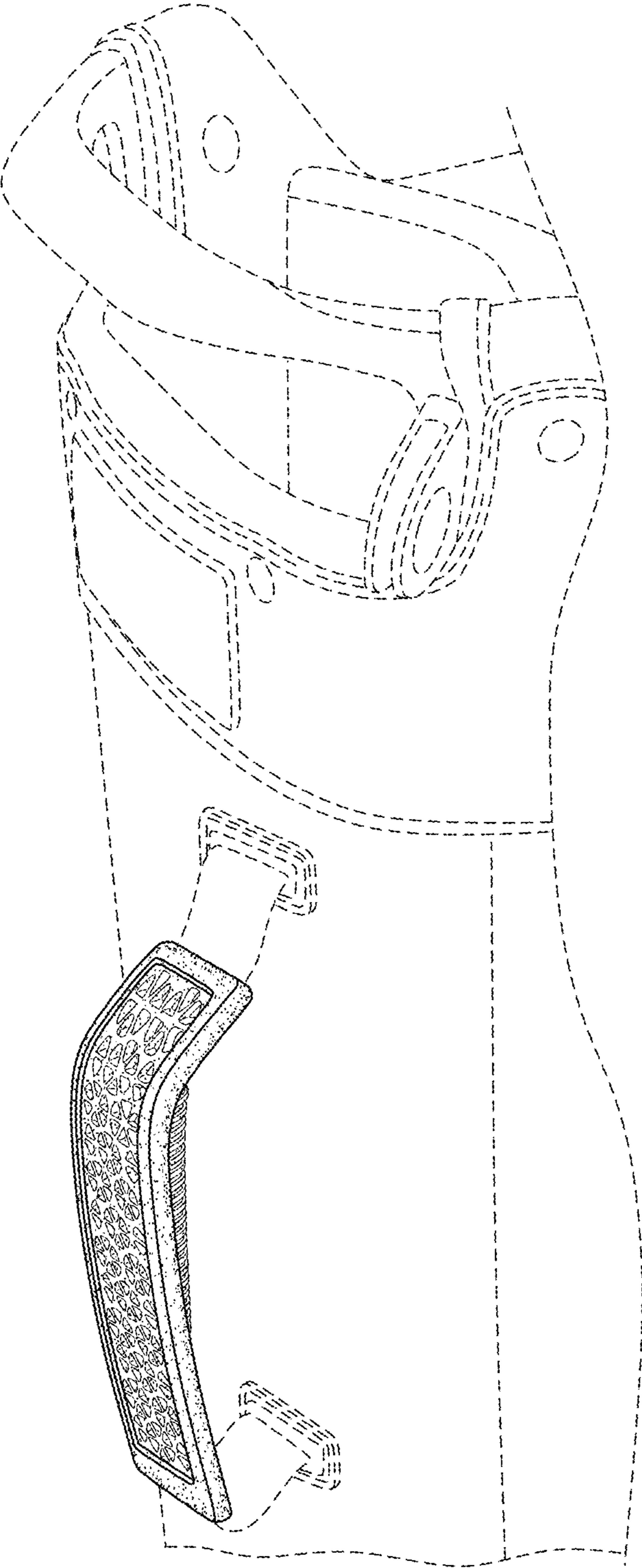


FIG. 1



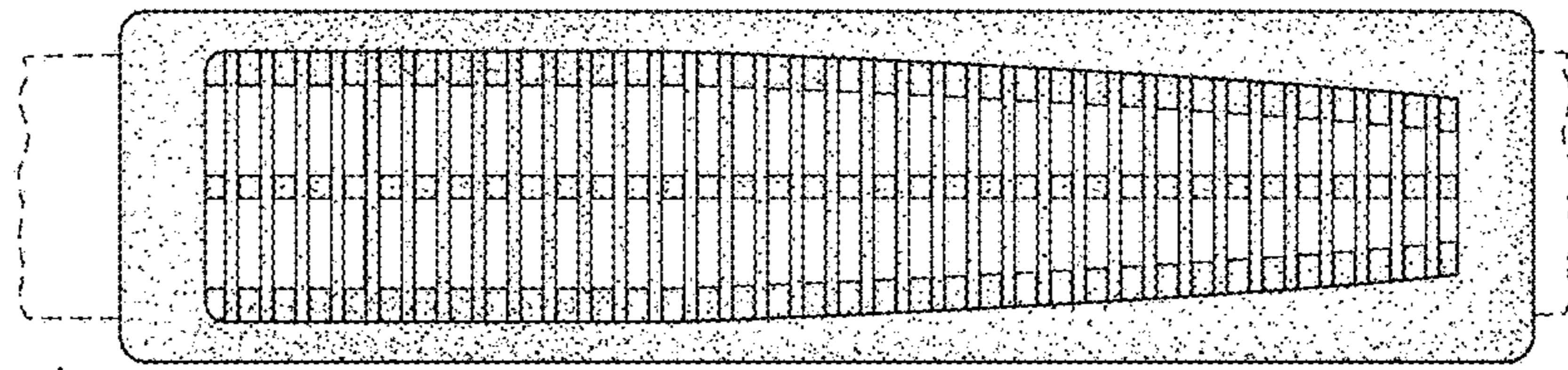


FIG. 4

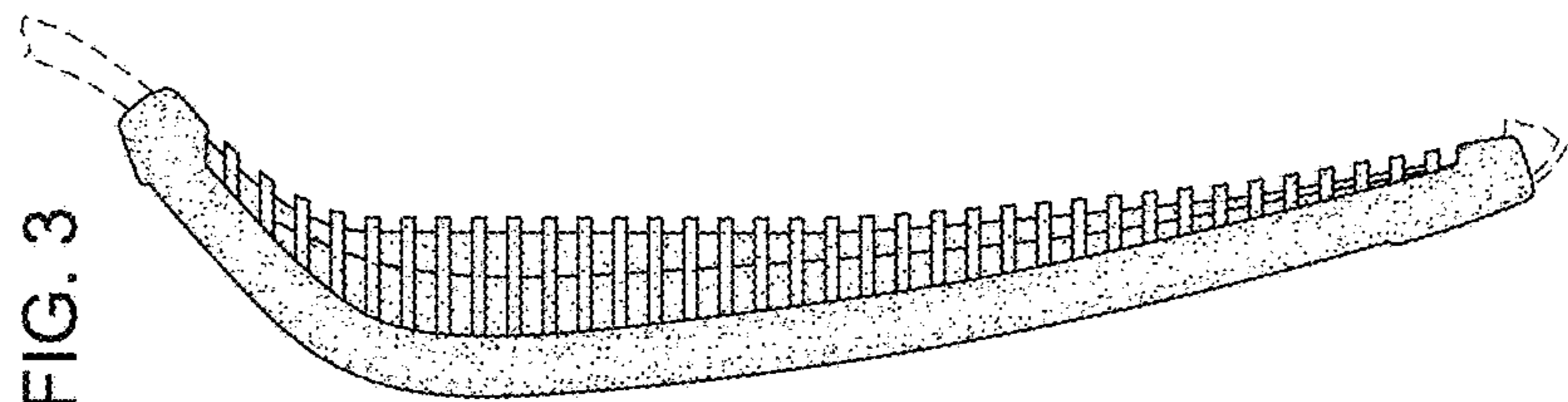


FIG. 3

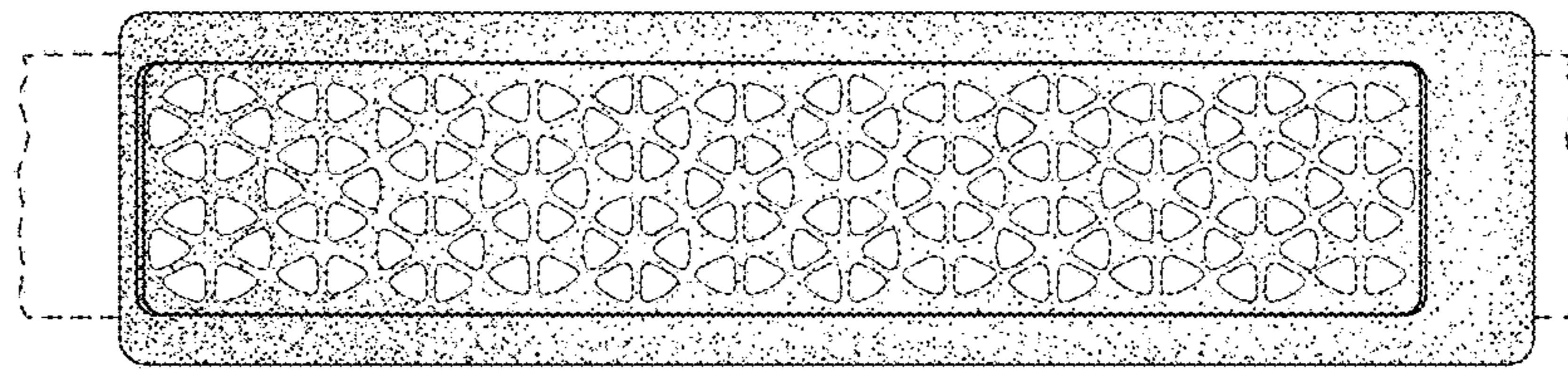


FIG. 2

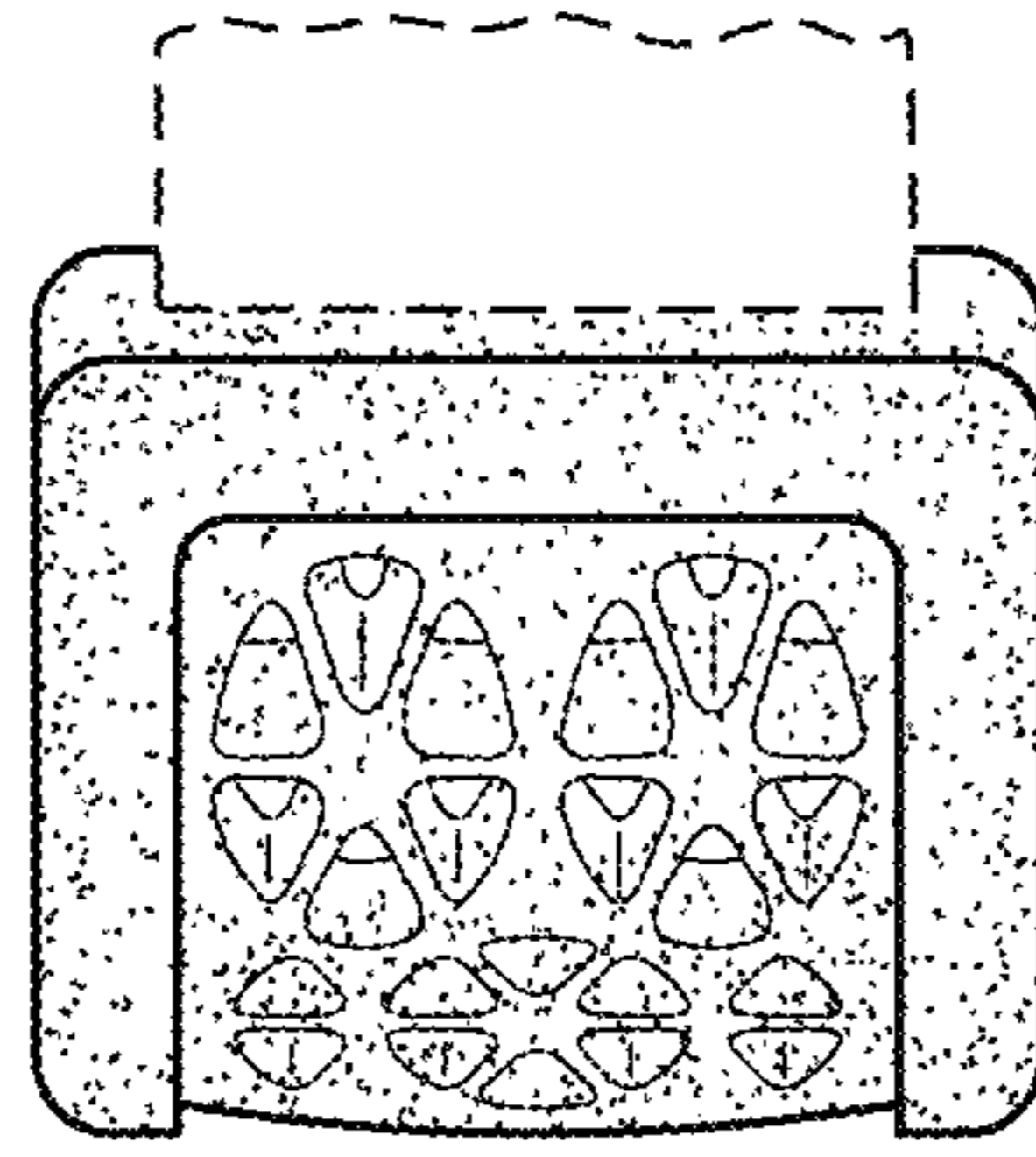


FIG. 5

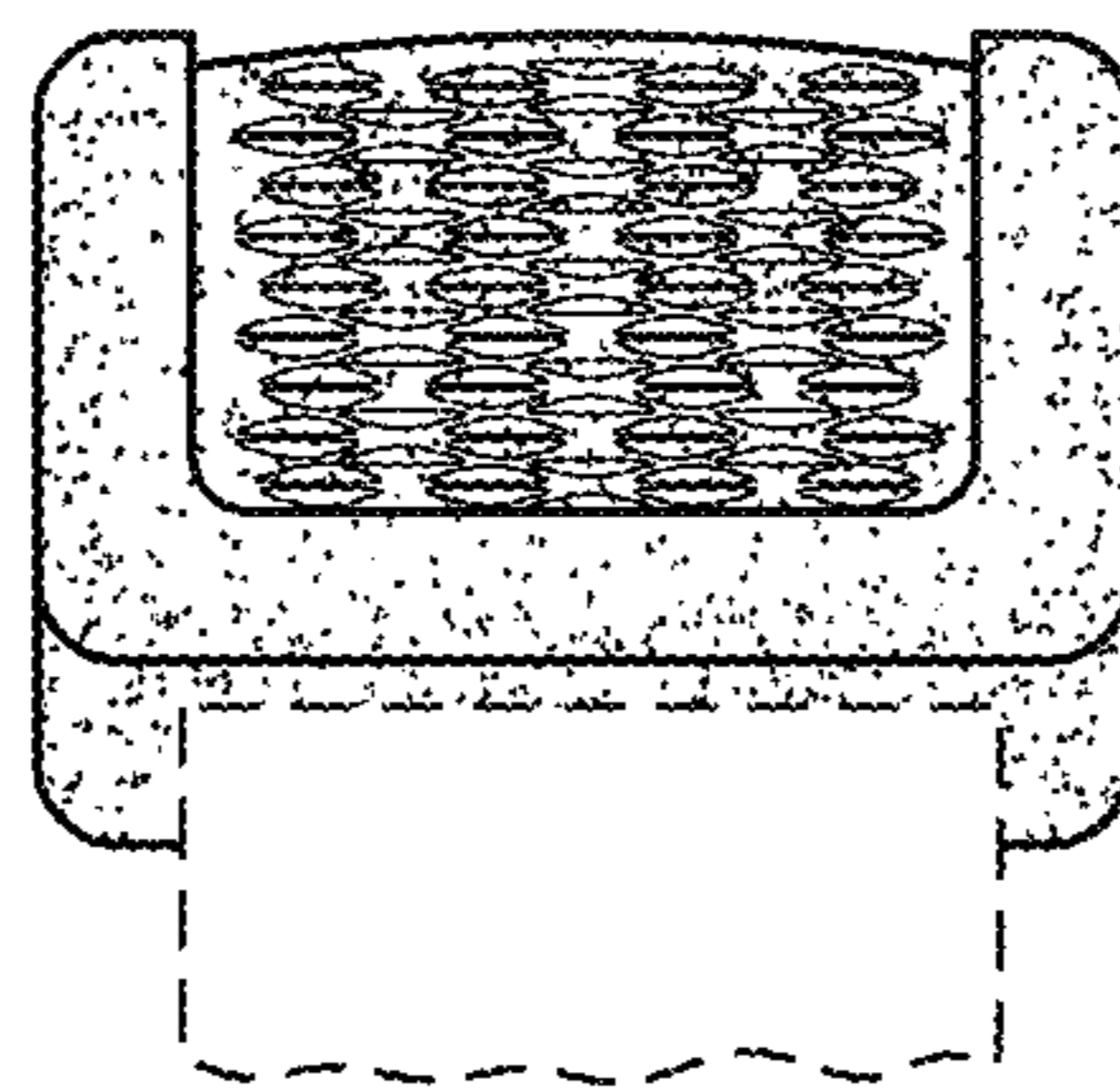


FIG. 6