



US00D801692S

(12) **United States Design Patent** (10) **Patent No.:** **US D801,692 S**
Burgess et al. (45) **Date of Patent:** **** Nov. 7, 2017**

(54) **GOLF BAG HIP PAD**
(71) Applicant: **Acushnet Company**, Fairhaven, MA (US)
(72) Inventors: **Ian T K Burgess**, Hampstead, NH (US); **Stephanie L. Howard**, Boston, MA (US)
(73) Assignee: **Acushnet Company**, Fairhaven, MA (US)
(**) Term: **15 Years**

D503,039 S *	3/2005	Cook	D3/215
D517,312 S *	3/2006	Tobin	D3/221
D551,428 S *	9/2007	Heo	D2/712
D580,593 S *	11/2008	Huntington	D20/11
D622,034 S *	8/2010	Lambertz	D2/828
D628,774 S *	12/2010	Sykes	D2/853
D639,534 S *	6/2011	Cho	D2/891
D664,755 S *	8/2012	Gavrieli	D2/962
D675,432 S *	2/2013	Scaffidi	D3/255
D694,520 S *	12/2013	Khazal	D3/256
D718,935 S *	12/2014	Hyzdu	D3/303
D722,431 S *	2/2015	Sagan	D3/216
D742,646 S *	11/2015	Amago	D3/283
D771,934 S *	11/2016	Scott, Jr.	D2/946

* cited by examiner

(21) Appl. No.: **29/576,258**
(22) Filed: **Sep. 1, 2016**
(51) **LOC (10) Cl.** **03-01**
(52) **U.S. Cl.**
USPC **D3/321**
(58) **Field of Classification Search**
USPC D2/853, 857, 891, 895; D3/221, 224, D3/225, 254, 255, 256, 259, 260, 303, D3/304, 315, 316, 318-322, 327, 328, D3/328.1; D5/61, 63; D20/13, 15, 17, D20/22, 27, 41, 42, 99; D21/753-759, D21/789, 796, 803; D24/189, 190
CPC A63B 55/00; A63B 55/10; A63B 55/40; A63B 55/60; A63B 55/403; A63B 55/404; A63B 55/406; B62B 2202/404
See application file for complete search history.

Primary Examiner — Susan E Krakower
Assistant Examiner — L. A. Grabenstetter
(74) *Attorney, Agent, or Firm* — Daniel W. Sullivan

(57) **CLAIM**

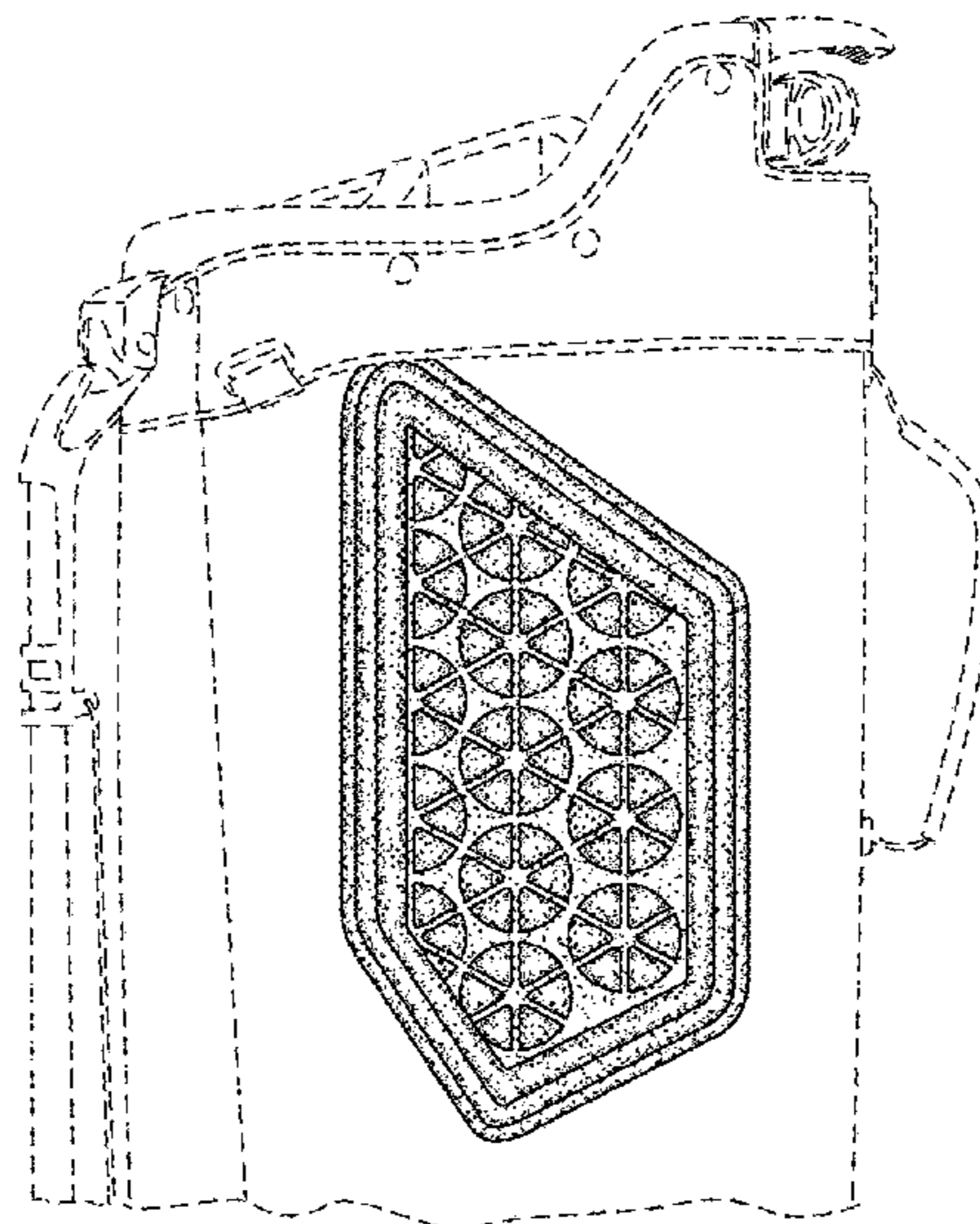
The ornamental design for a golf bag hip pad, as shown and described.

DESCRIPTION

FIG. 1 is a first perspective view of the golf bag hip pad of this invention;
FIG. 2 is a second perspective view of the golf bag hip pad of this invention;
FIG. 3 is a top plan view of the golf bag hip pad of this invention;
FIG. 4 is a side view of the golf bag hip pad of this invention;
FIG. 5 is a front view of the of the golf bag hip pad of this invention; and,
FIG. 6 is a rear view of the golf bag hip pad of this invention. In FIGS. 1-6, the broken lines depict unclaimed portions of the golf bag.

(56) **References Cited**
U.S. PATENT DOCUMENTS
D3,451 S * 4/1869 Blake D5/47
D377,410 S * 1/1997 Crowley D2/946
D382,397 S * 8/1997 Wu D3/255
6,431,355 B1 * 8/2002 Miura A63B 55/00
206/315.3
D472,041 S * 3/2003 Kuerbis D2/972

1 Claim, 3 Drawing Sheets



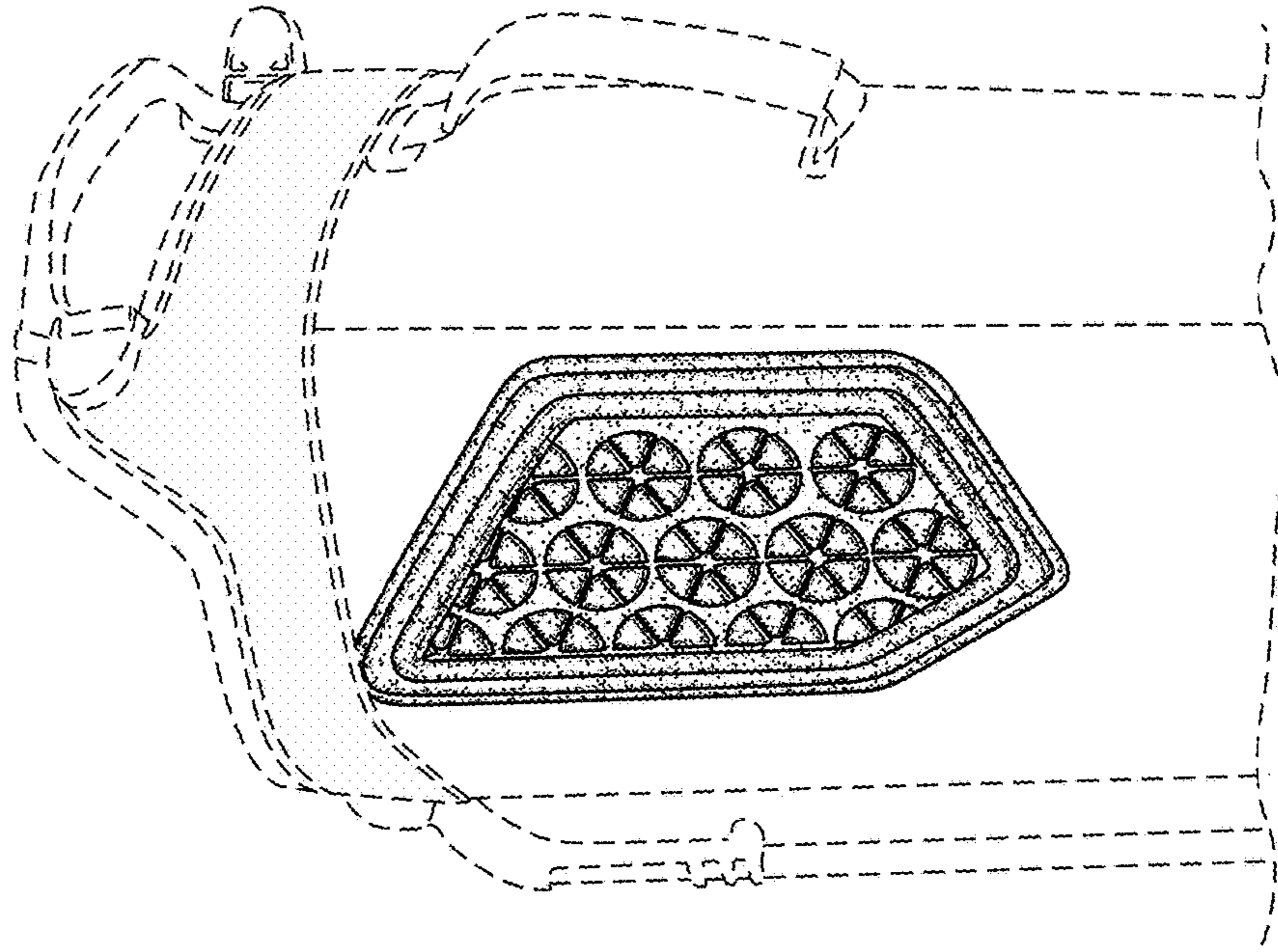


FIG. 2

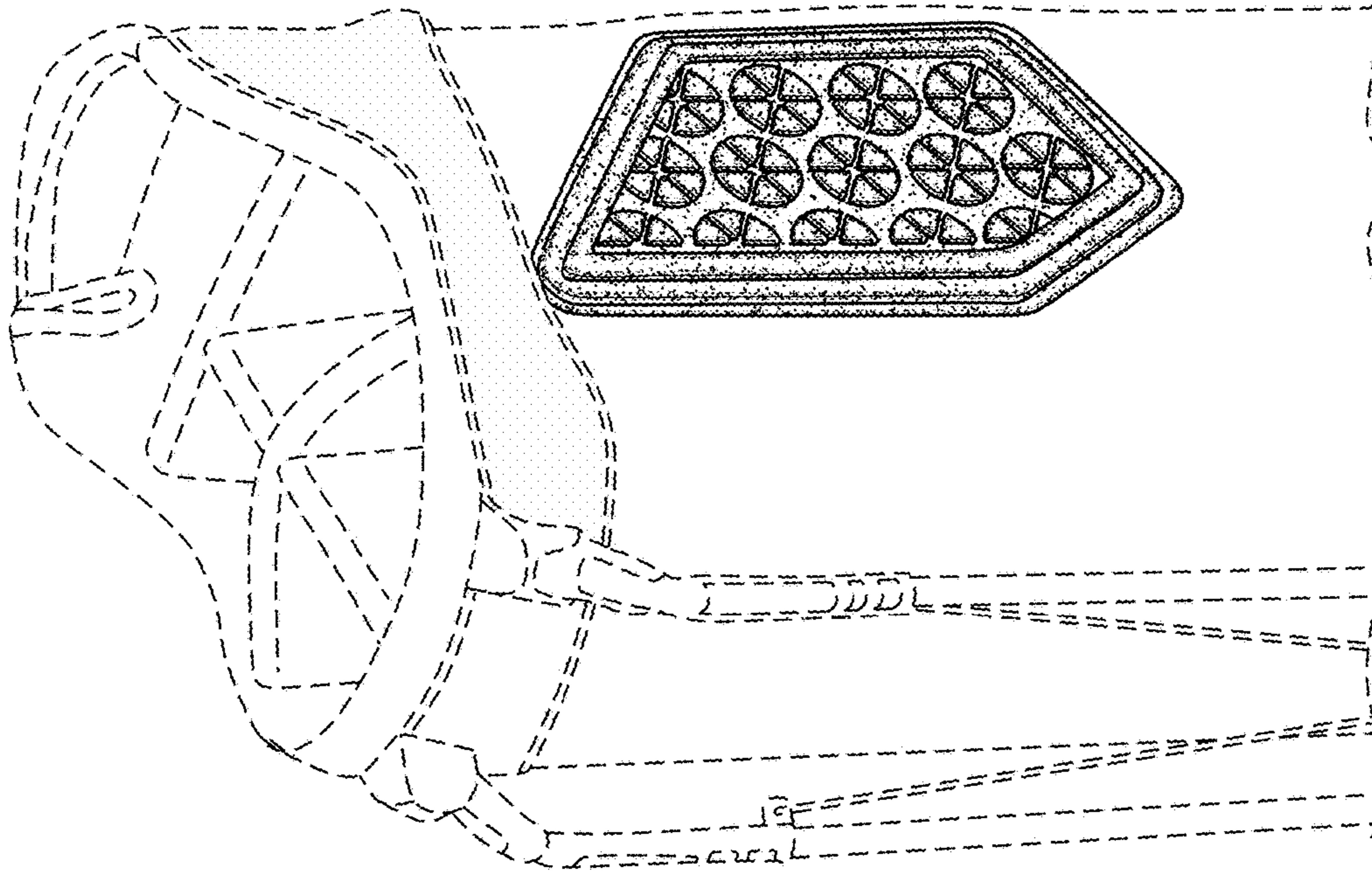


FIG. 1

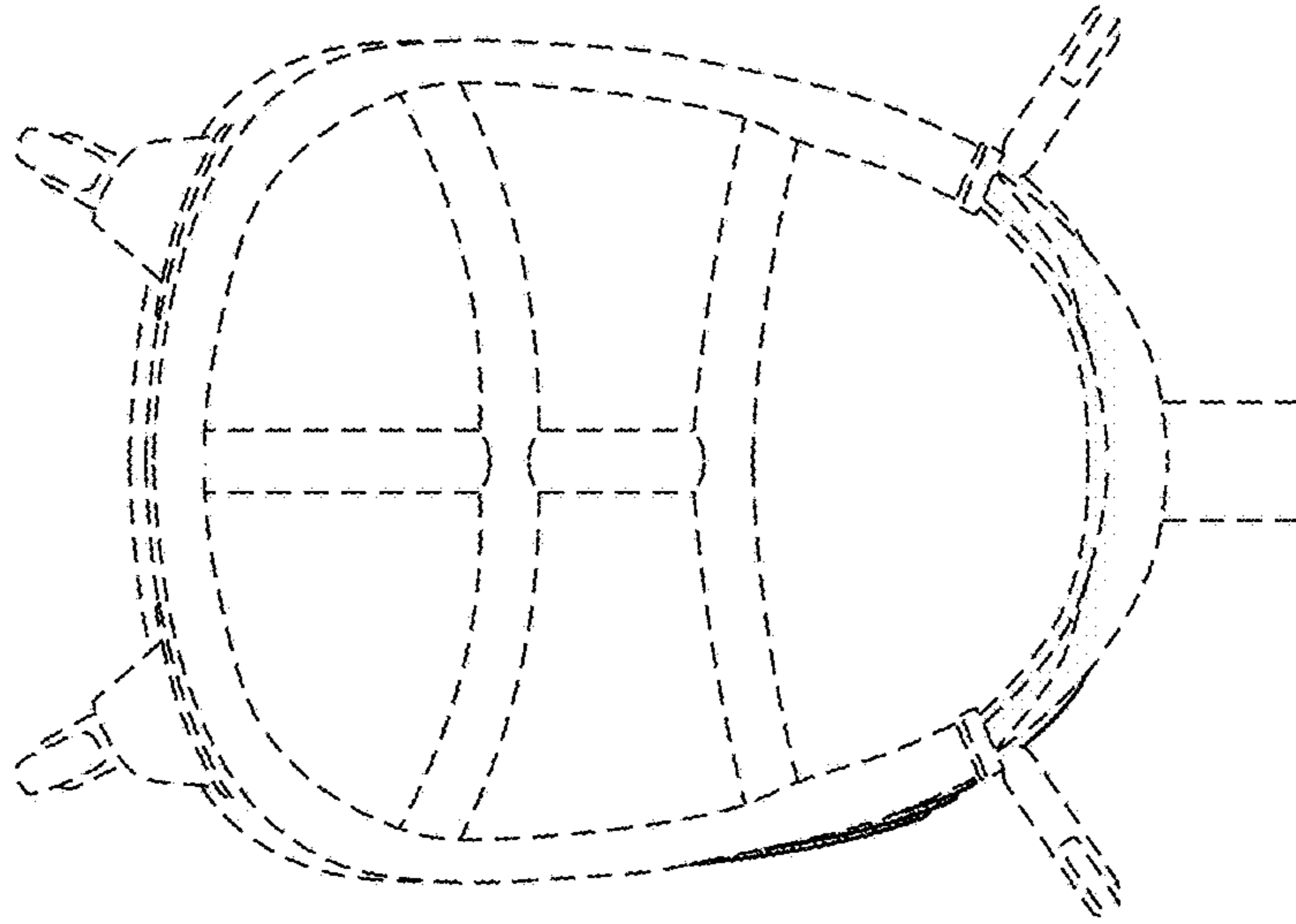


FIG. 3

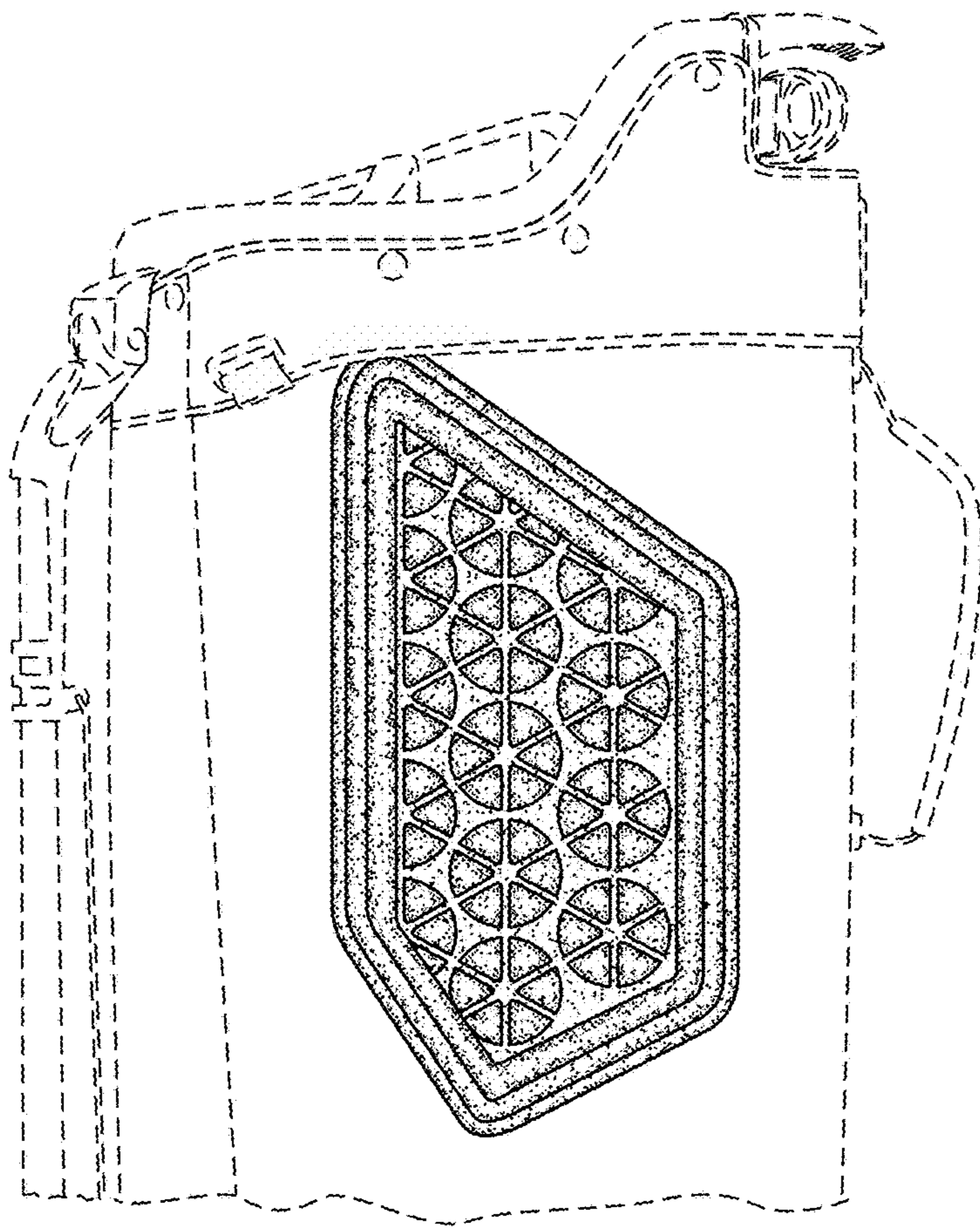


FIG. 4

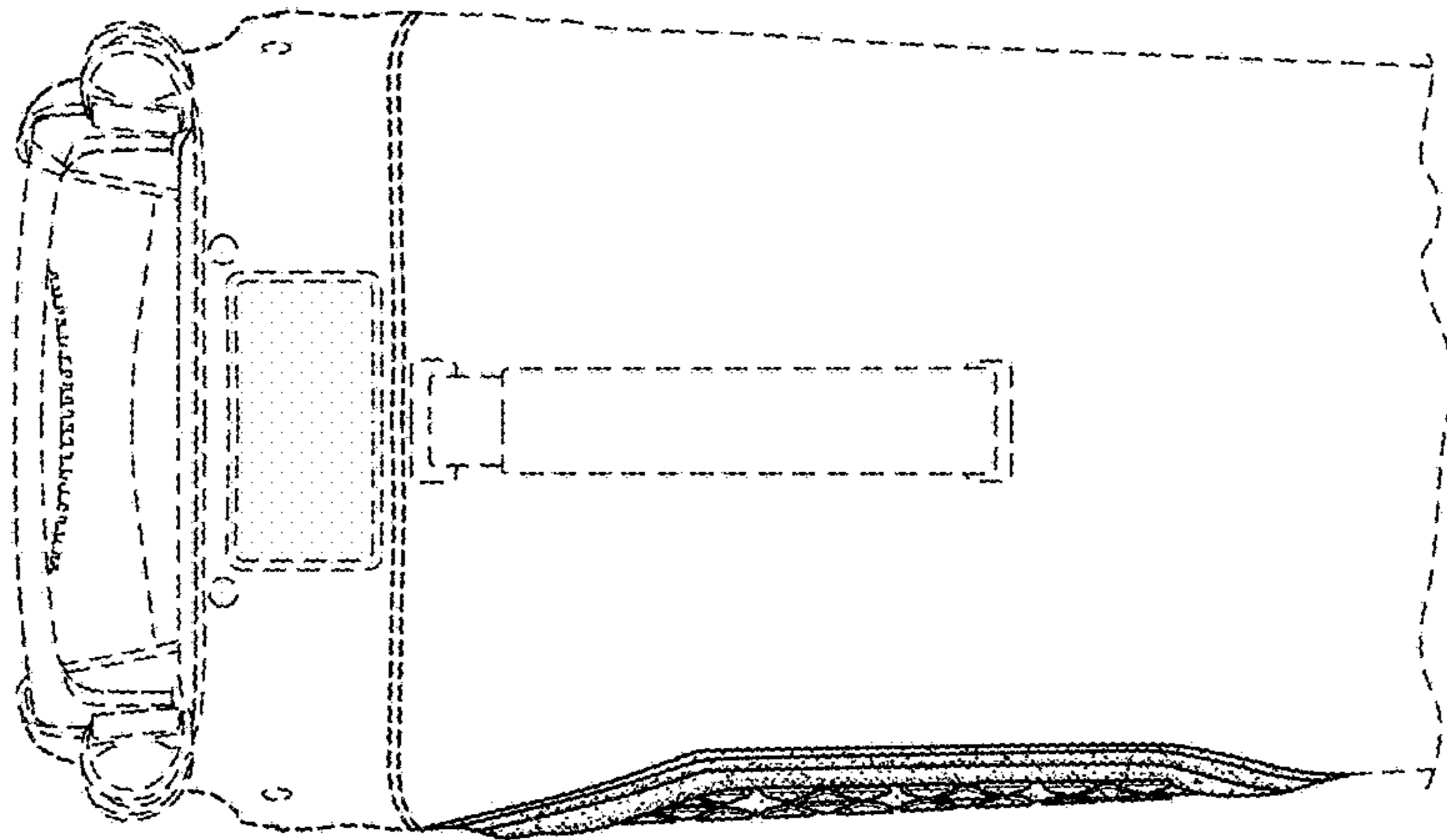


FIG. 5

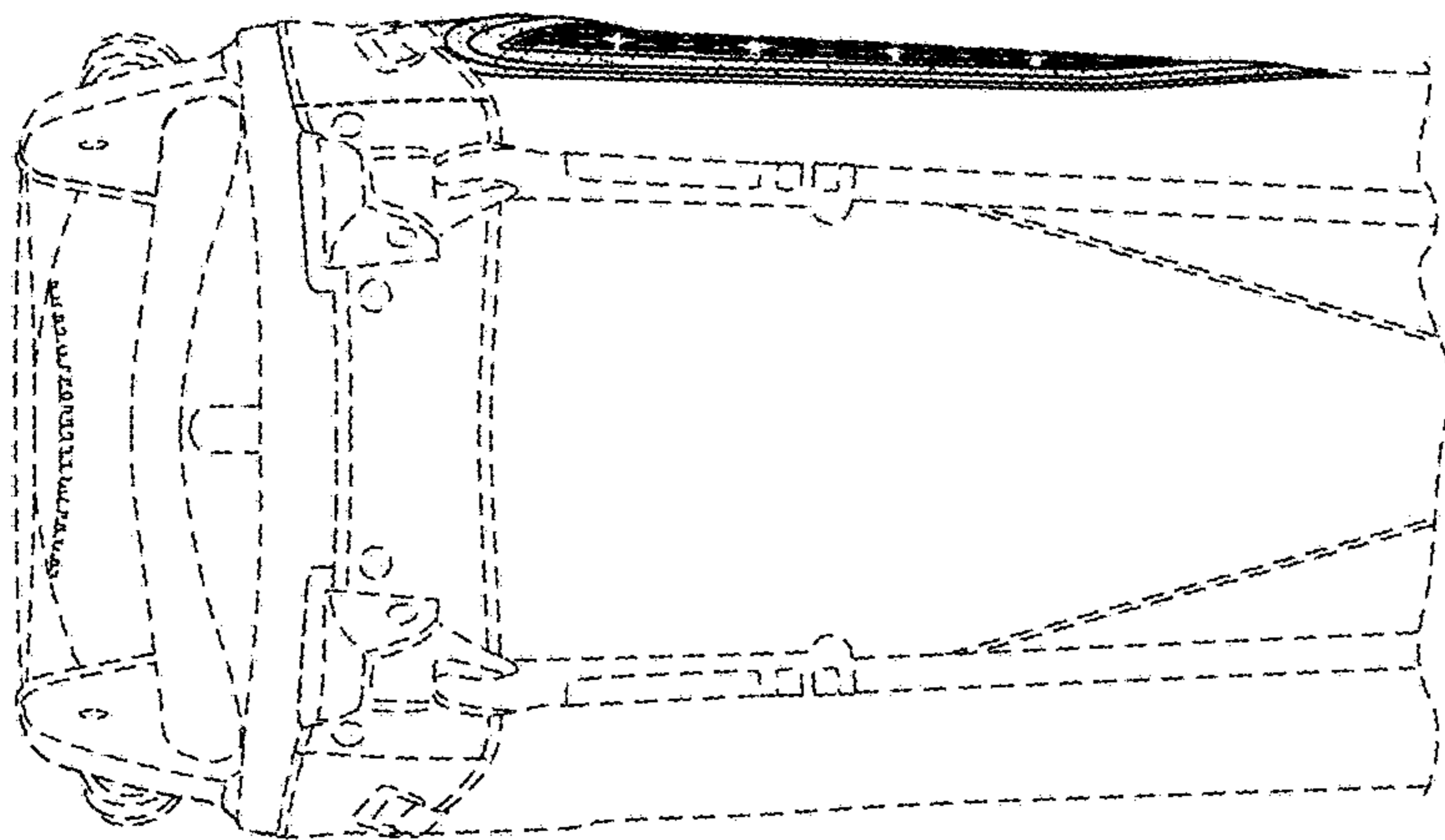


FIG. 6