



US00D801690S

(12) **United States Design Patent**
Howard et al.

(10) **Patent No.:** **US D801,690 S**

(45) **Date of Patent:** **** Nov. 7, 2017**

(54) **GOLF BAG SIDE POCKET**

(71) Applicant: **Acushnet Company**, Fairhaven, MA
(US)

(72) Inventors: **Stephanie L. Howard**, Boston, MA
(US); **Ian Burgess**, Hampstead, NH
(US)

(73) Assignee: **Acushnet Company**, Fairhaven, MA
(US)

(**) Term: **15 Years**

(21) Appl. No.: **29/576,393**

(22) Filed: **Sep. 2, 2016**

(51) **LOC (10) Cl.** **03-01**

(52) **U.S. Cl.**

USPC **D3/320; D3/303**

(58) **Field of Classification Search**

USPC D2/853, 857, 891, 895; D3/221, 224,
D3/225, 254, 255, 256, 259, 260, 303,
D3/304, 315, 316, 318-322, 327, 328,
D3/328.1; D20/13, 15, 17, 22, 27, 41,
D20/42, 99; D21/753-759, 789, 796, 803

CPC A63B 55/00; A63B 55/10; A63B 55/40;
A63B 55/60; A63B 55/403; A63B
55/404; A63B 55/406; B62B 2202/404

See application file for complete search history.

(56) **References Cited**

U.S. PATENT DOCUMENTS

D111,138 S *	9/1938	Firle	D3/255
D213,010 S *	12/1968	Penna	D3/320
D382,397 S *	8/1997	Wu	D3/255
D387,556 S *	12/1997	Beebe	224/645
D412,060 S *	7/1999	Reimers	D3/255
D419,295 S *	1/2000	Reimers	D3/255
D422,137 S *	4/2000	Reimers	D3/255
D458,025 S *	6/2002	Tuerschmann	D3/320
D468,908 S *	1/2003	Meissner	D3/320

D501,719 S *	2/2005	Tauchen	D3/217
D501,992 S *	2/2005	Renahan	D3/255
D534,356 S *	1/2007	Fangman	D3/321
D570,115 S *	6/2008	Lyons	D3/321
D641,166 S *	7/2011	Zivanovic	D3/262
D646,055 S *	10/2011	Dylina	D3/255

(Continued)

Primary Examiner — Susan E Krakower

Assistant Examiner — L. A. Grabenstetter

(74) *Attorney, Agent, or Firm* — Daniel W. Sullivan

(57) **CLAIM**

The ornamental design for a golf bag side pocket, as shown and described.

DESCRIPTION

FIG. 1 is a perspective view of the golf bag side pocket of this invention;

FIG. 2 is a first side view of the golf bag side pocket of this invention;

FIG. 3 is a second side view of the golf bag side pocket of this invention;

FIG. 4 is a front view of the golf bag side pocket of this invention;

FIG. 5 is a rear view of the of the golf bag side pocket of this invention;

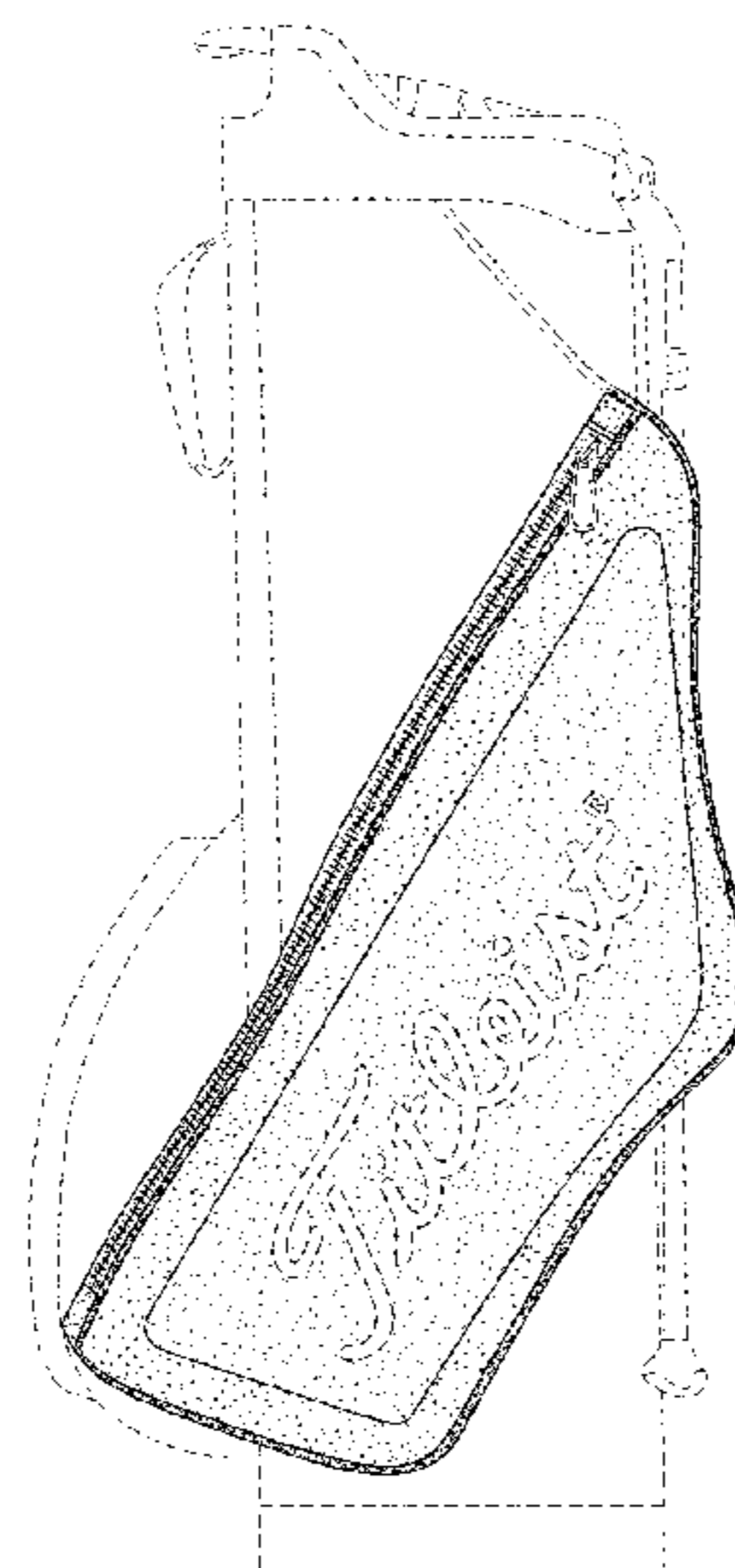
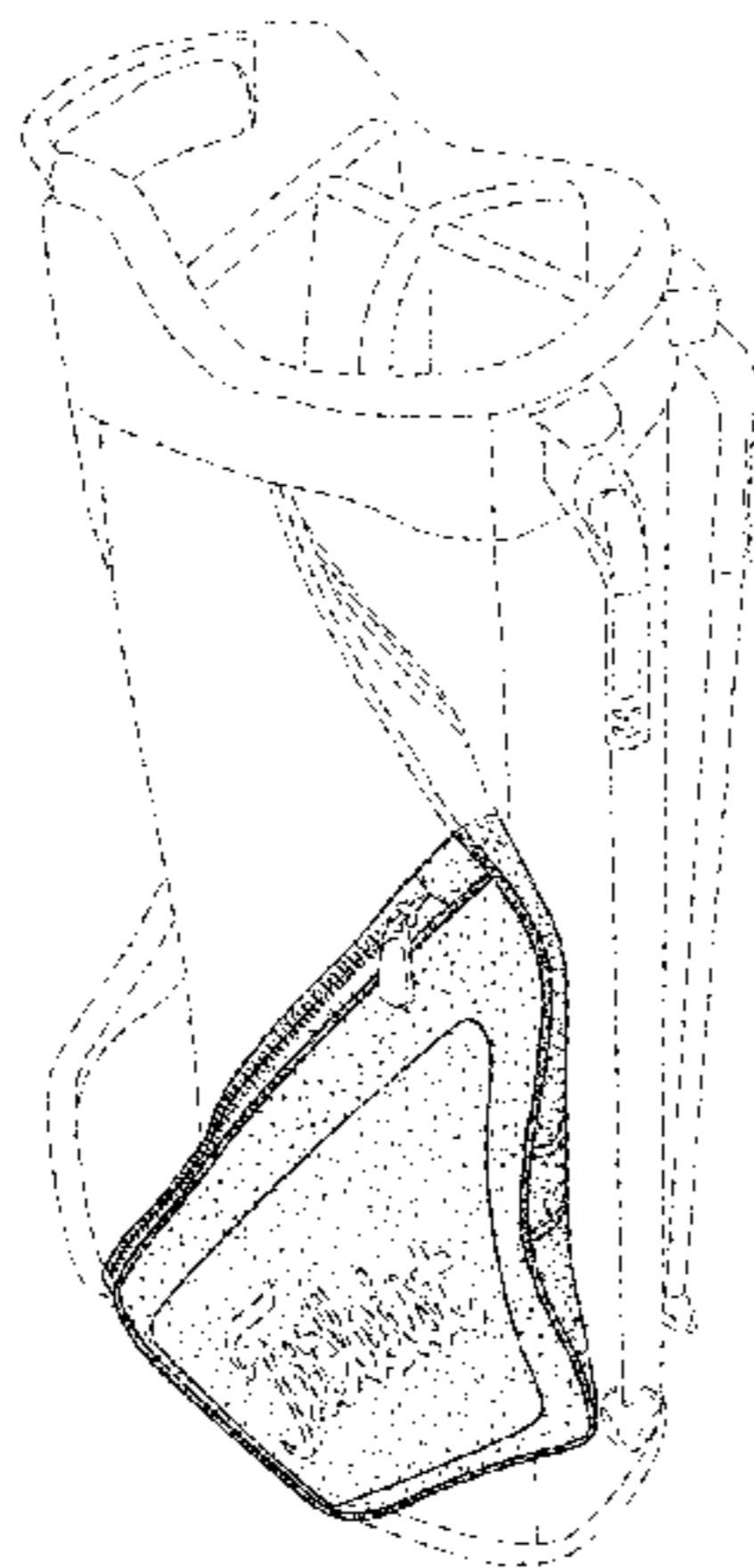
FIG. 6 is a top plan view of the golf bag side pocket of this invention;

FIG. 7 is a bottom plan view of the golf bag side pocket of this invention; and,

FIG. 8 is a rear perspective view of the of the golf bag side pocket of this invention;

In FIGS. 1-8, the broken lines depicting a logo and other portions of the golf bag represent unclaimed portions of the golf bag. The heavier dot-dash lines are included to show the boundary between the claimed and unclaimed portions of the golf bag. The broken lines shown in the rear view of the golf bag side pocket are representative of stitching that forms part of the claimed design.

1 Claim, 6 Drawing Sheets



(56)

References Cited

U.S. PATENT DOCUMENTS

D661,093	S	*	6/2012	Jusic	D3/254
D666,813	S	*	9/2012	Brundl	D3/255
D694,520	S	*	12/2013	Khazal	D3/256
D716,048	S	*	10/2014	Bradfield	D3/303
D718,535	S	*	12/2014	Kinsky	D3/228
D718,935	S	*	12/2014	Hyzdu	D3/303
D723,280	S	*	3/2015	Sanz	D3/289
D748,914	S	*	2/2016	Hale	D3/255

* cited by examiner

FIG. 1

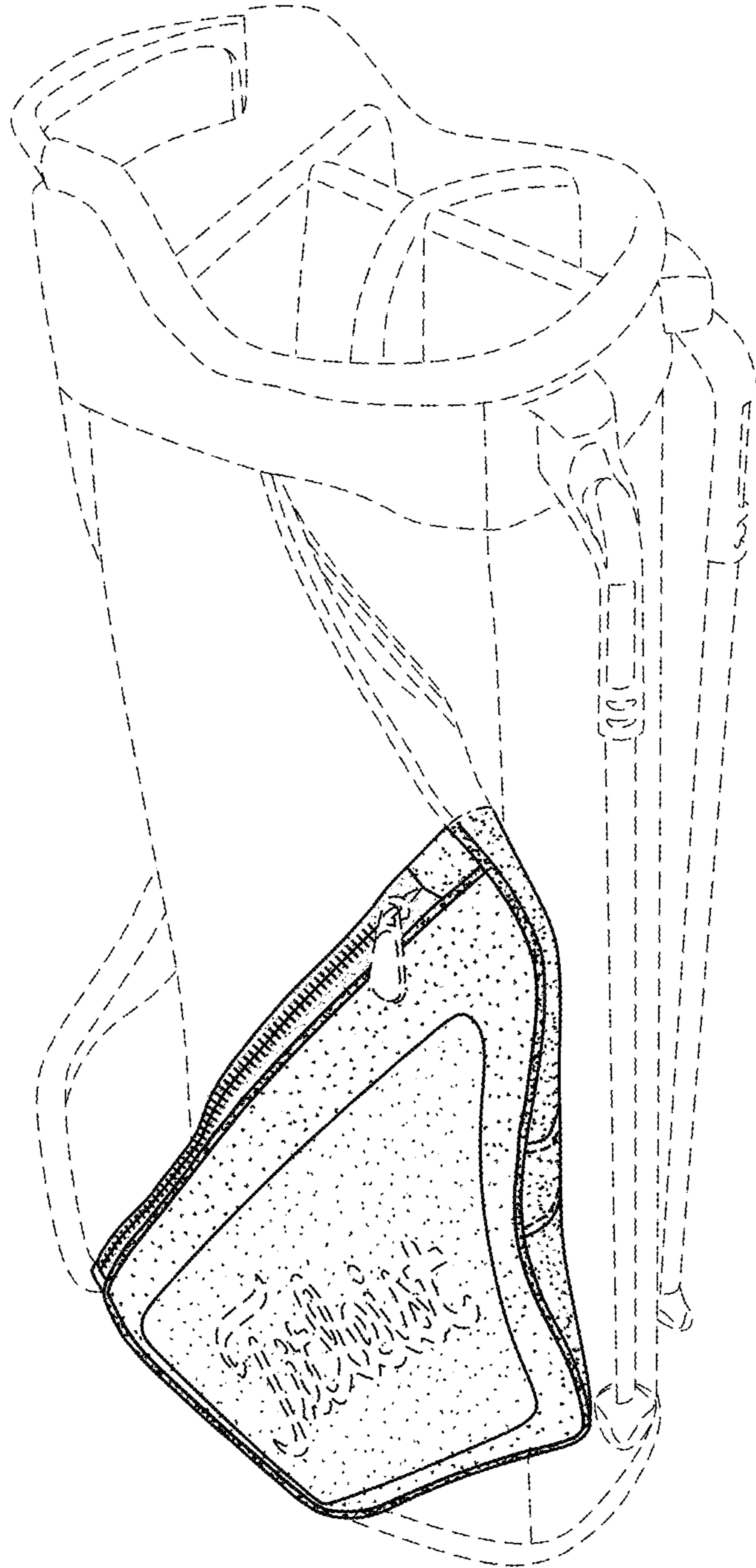


FIG. 2

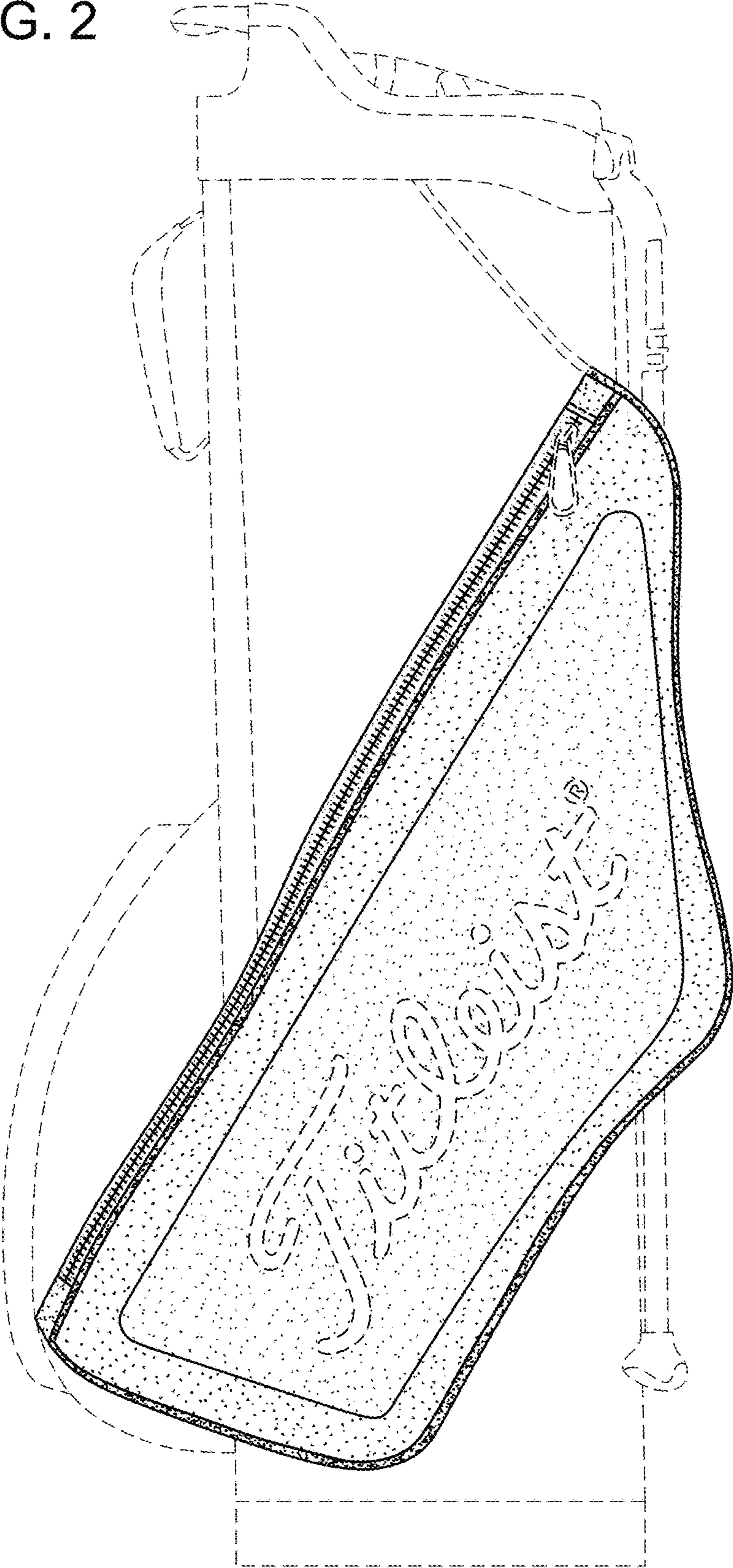


FIG. 3

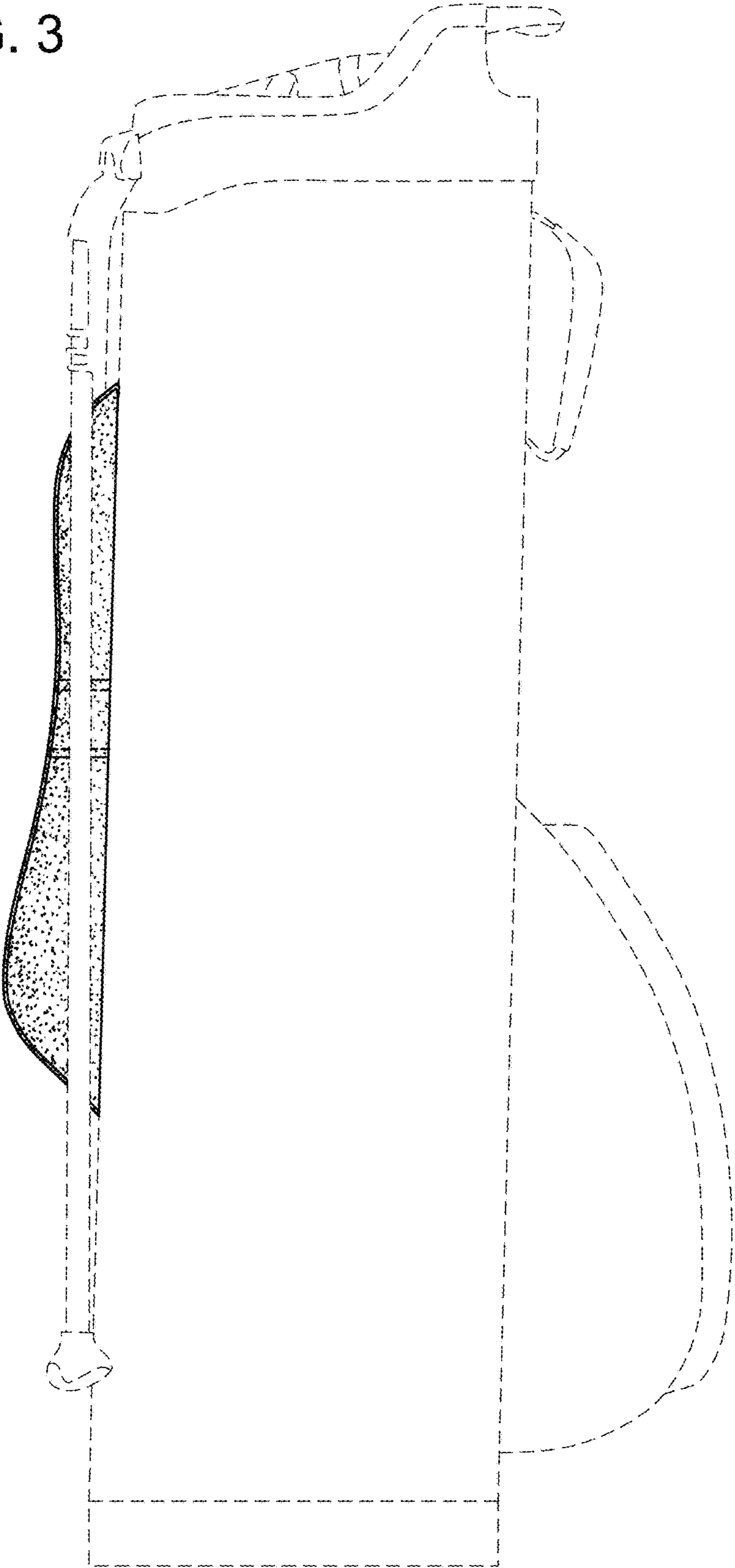


FIG. 4

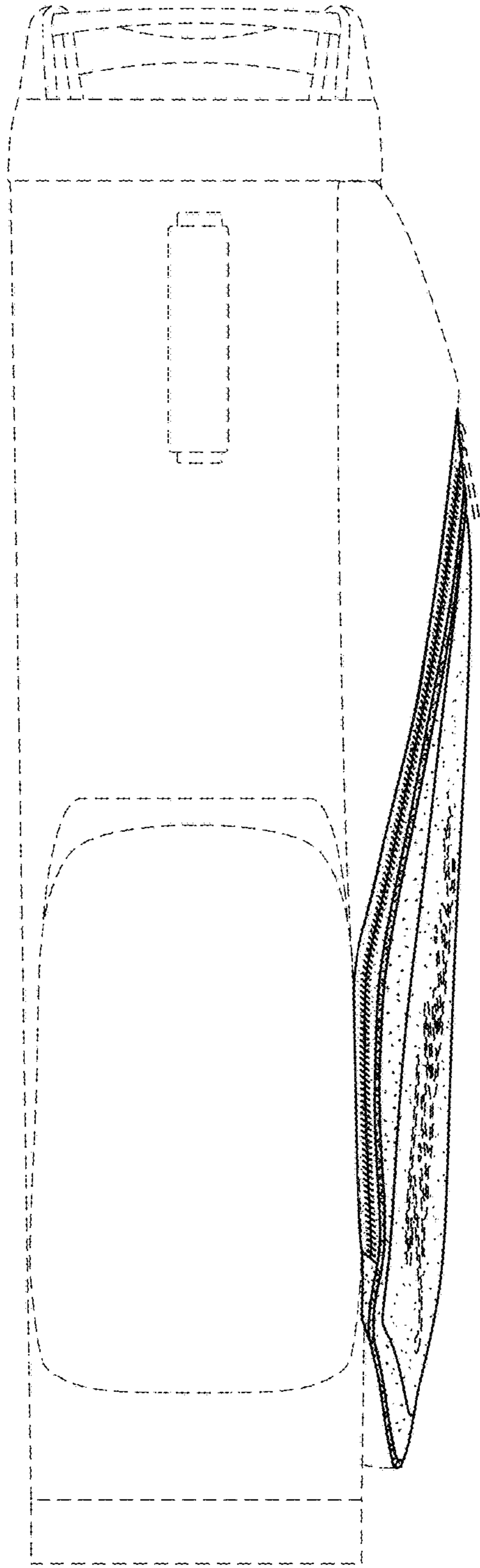


FIG. 5




FIG. 6

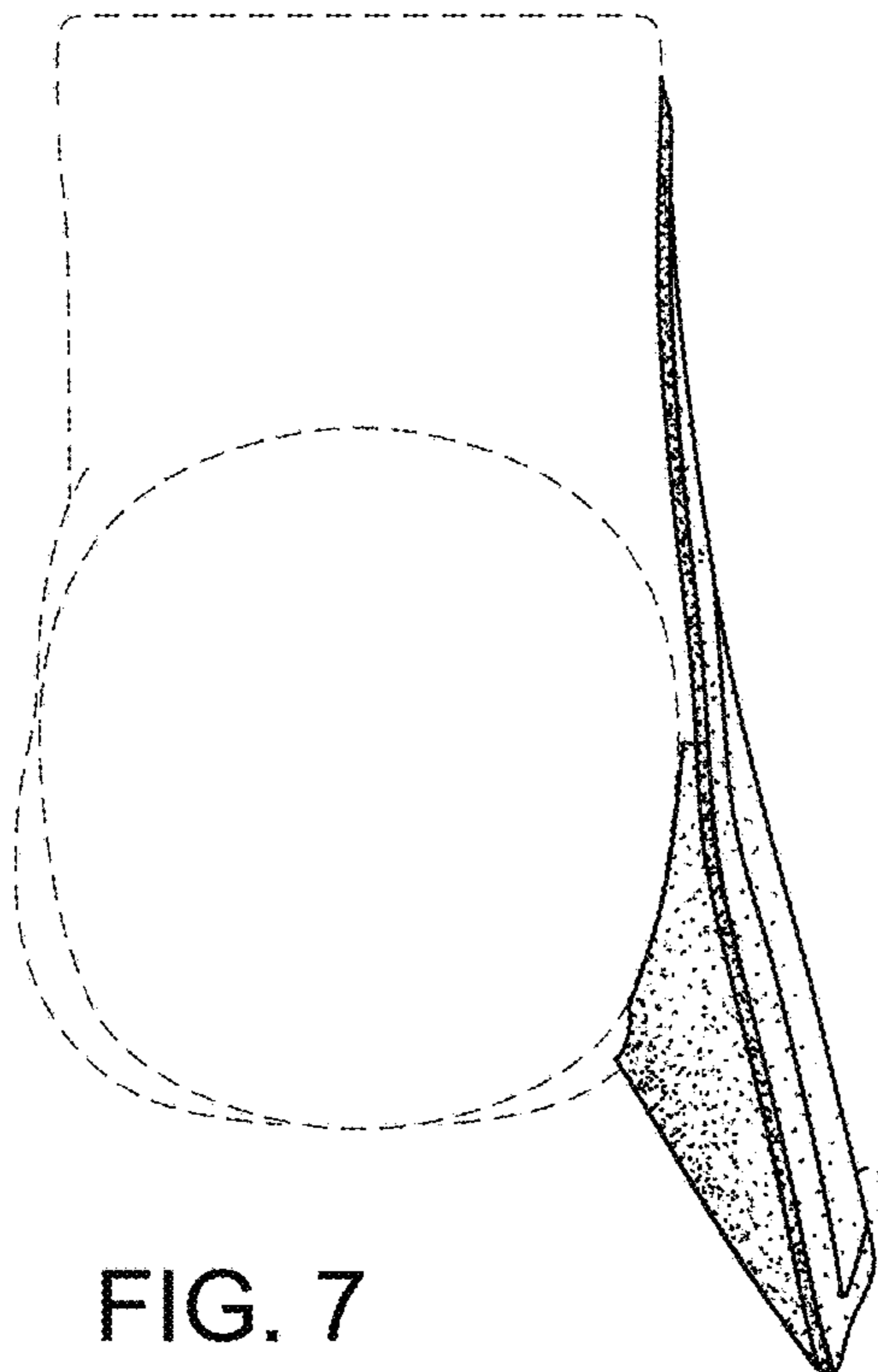
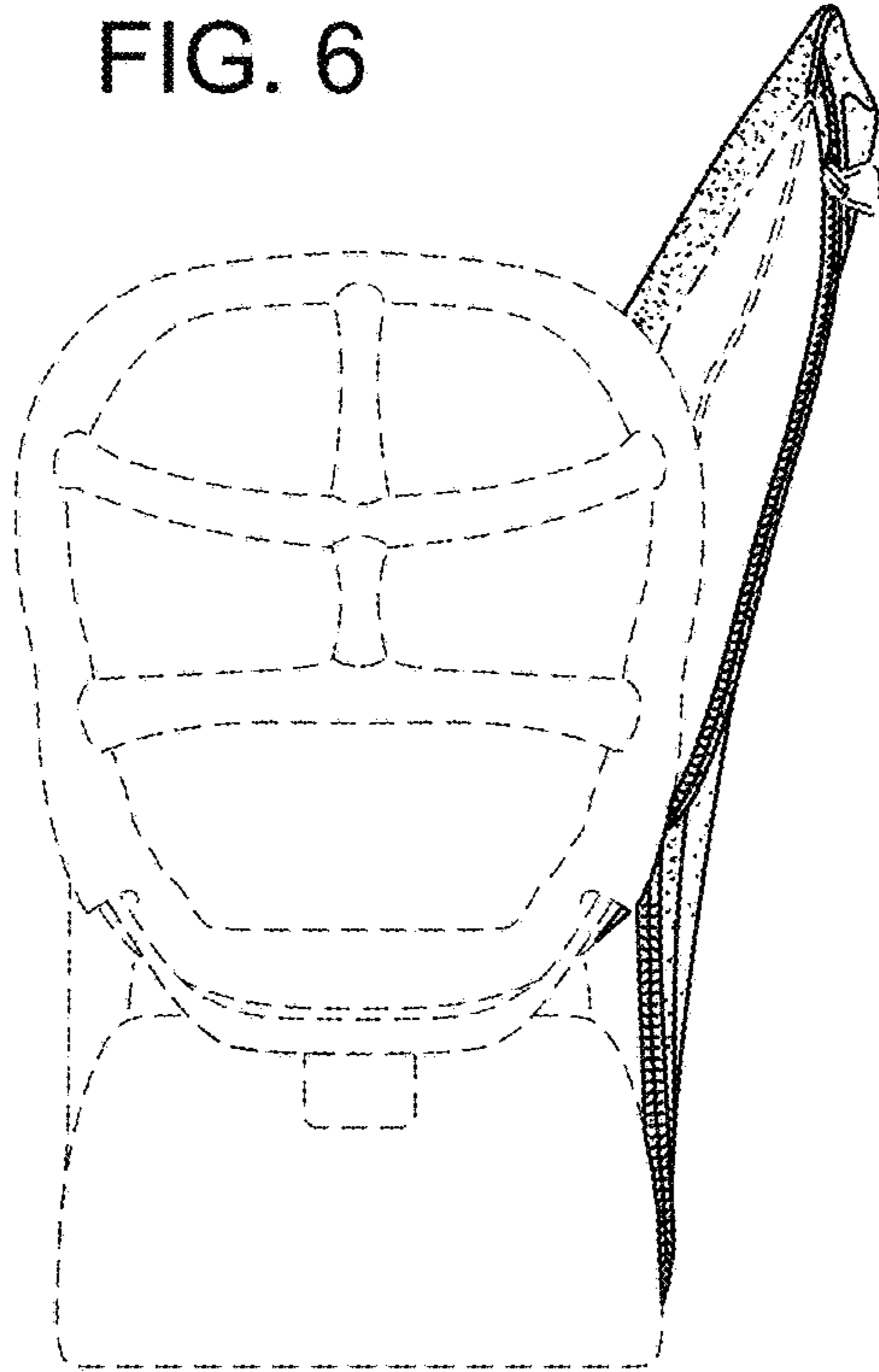


FIG. 7

FIG. 8

