



US00D801658S

(12) **United States Design Patent**
Huard et al.

(10) **Patent No.:** **US D801,658 S**

(45) **Date of Patent:** **** Nov. 7, 2017**

(54) **FOOTWEAR SOLE**

(71) Applicant: **Wolverine World Wide, Inc.**,
Rockford, MI (US)

(72) Inventors: **Roger L. Huard**, Rockford, MI (US);
Myra G. De La Cruz-Williams, Ada,
MI (US); **Ian M. Cobb**, Wixom, MI
(US); **Yahn C. Lebo**, Rockford, MI
(US); **Ryan C. Dowd**, Indianapolis, IN
(US)

(73) Assignee: **Wolverine Outdoors, Inc.**, Rockford,
MI (US)

(**) Term: **15 Years**

(21) Appl. No.: **29/539,802**

(22) Filed: **Sep. 17, 2015**

(51) **LOC (10) Cl.** **02-04**

(52) **U.S. Cl.**
USPC **D2/960**; D2/951; D2/957

(58) **Field of Classification Search**
USPC D2/902, 906, 908, 916, 918, 925,
D2/946-962, 977; 36/3 B, 22 R, 24.5,
36/25 R, 28, 32 R, 34 R, 59 C, 67 A, 103
CPC A43B 13/00; A43B 13/02; A43B 13/023;
A43B 13/026; A43B 13/04; A43B 13/08;
A43B 13/10; A43B 13/12; A43B 13/14;
A43B 13/141; A43B 13/143; A43B
13/16; A43B 13/18; A43B 13/181; A43B
13/187; A43B 13/189; A43B 13/20; A43B
13/22; A43B 13/223; A43B 13/24; A43B
13/28; A43B 13/30; A43B 13/32; A43B
13/34; A43B 13/36

See application file for complete search history.

(56) **References Cited**

U.S. PATENT DOCUMENTS

3,081,774 A 3/1963 Lelyveld
D273,246 S * 4/1984 Tonkel D2/956

D281,460 S * 11/1985 Parker D2/957
5,052,130 A 10/1991 Barry et al.
5,185,943 A 2/1993 Tong et al.
5,845,420 A 12/1998 Buccianti et al.
D440,748 S * 4/2001 Morgan D2/953
6,477,791 B2 11/2002 Luthi et al.
D473,042 S * 4/2003 Wilson D2/953
D476,141 S * 6/2003 Matis D2/954
6,954,998 B1 10/2005 Lussier
7,082,702 B2 8/2006 Cretinon
RE40,474 E 9/2008 Quellais et al.
7,954,259 B2 6/2011 Antonelli et al.
D656,304 S * 3/2012 Debiase D2/951
D680,726 S * 4/2013 Propet D2/951
D702,023 S * 4/2014 Jacobs D2/902

(Continued)

Primary Examiner — T. Chase Nelson

(74) *Attorney, Agent, or Firm* — Warner Norcross & Judd
LLP

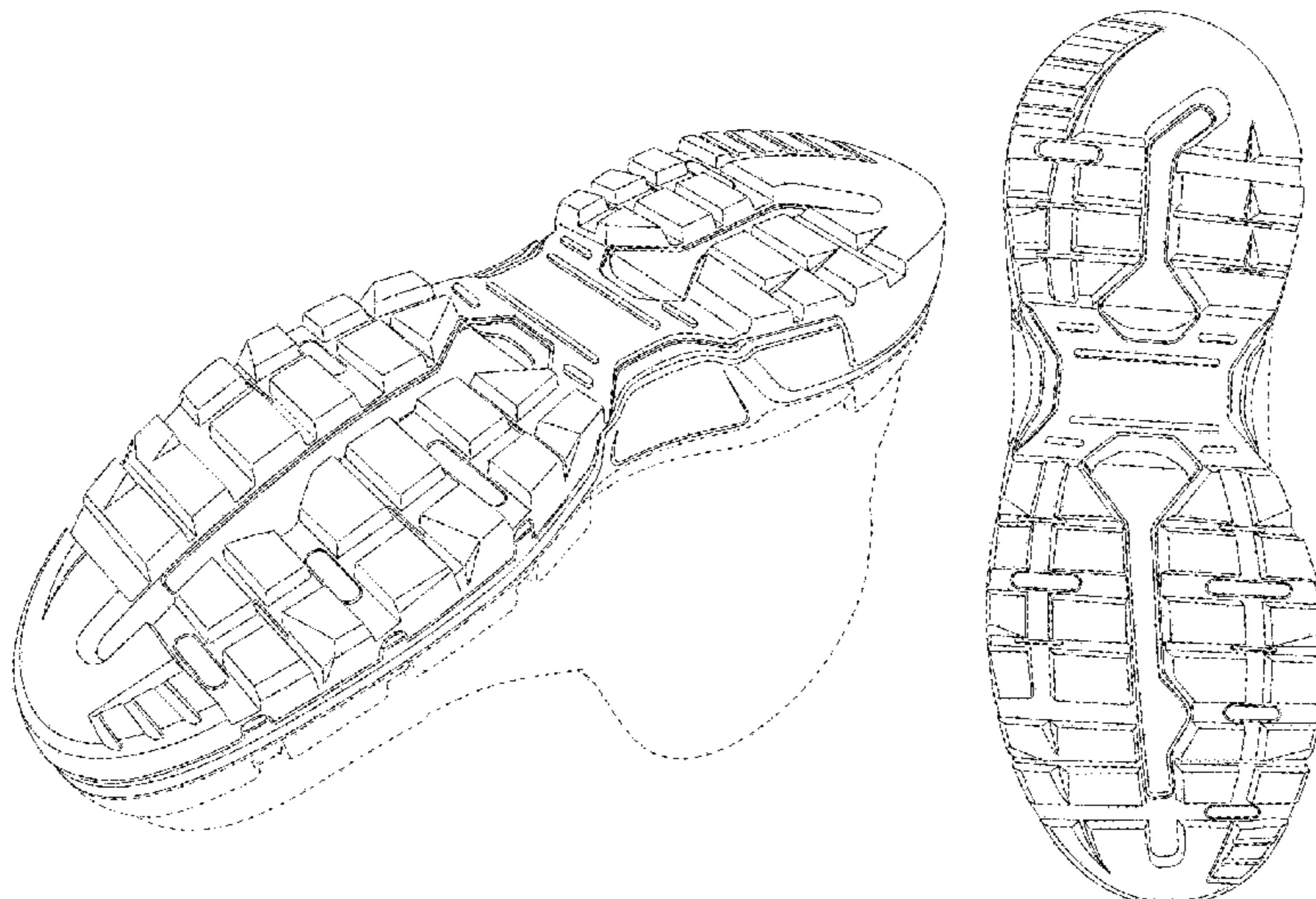
(57) **CLAIM**

The ornamental design for footwear sole, as shown and
described.

DESCRIPTION

FIG. 1 is a bottom, front and left side perspective view of the
footwear sole embodying the new design;
FIG. 2 is a bottom perspective view thereof;
FIG. 3 is a right side perspective view thereof;
FIG. 4 is a left side perspective view thereof;
FIG. 5 is a front perspective view thereof; and,
FIG. 6 is a rear perspective view thereof.
FIGS. 1-6 show portions of an article of footwear in broken
lines. The article of footwear portions illustrated in broken
lines are shown for environmental purposes and do not form
any part of the claimed design. Further, the broken lines
immediately adjacent the solid-line portions of the design
form the boundary of the design, with the broken lines
forming no part of the claimed design.

1 Claim, 6 Drawing Sheets



(56)

References Cited

U.S. PATENT DOCUMENTS

D702,031	S *	4/2014	Nakano	D2/951
D707,023	S *	6/2014	Della Valle	D2/951
D725,880	S *	4/2015	Bramani	D2/951
D734,005	S *	7/2015	Seo	D2/947
D737,558	S *	9/2015	Bizzo	D2/951
D740,530	S *	10/2015	Truelsen	D2/951
D744,214	S *	12/2015	McMillan	D2/951
D744,728	S *	12/2015	Remmele	D2/908
D746,564	S *	1/2016	Wright	D2/951
D770,741	S *	11/2016	Teteriatnikov	D2/951
D772,541	S *	11/2016	Sassi	D2/902
9,578,922	B2 *	2/2017	Abshire	A43B 13/181
9,615,625	B1 *	4/2017	Huard	A43B 13/127
2005/0267775	A1	12/2005	Willis	
2007/0199211	A1 *	8/2007	Campbell	A43B 5/001 36/59 R
2010/0180474	A1 *	7/2010	Clark	A43B 3/00 36/3 B
2014/0223776	A1	8/2014	Wardlaw et al.	
2017/0079373	A1 *	3/2017	Huard	A43B 13/127

* cited by examiner

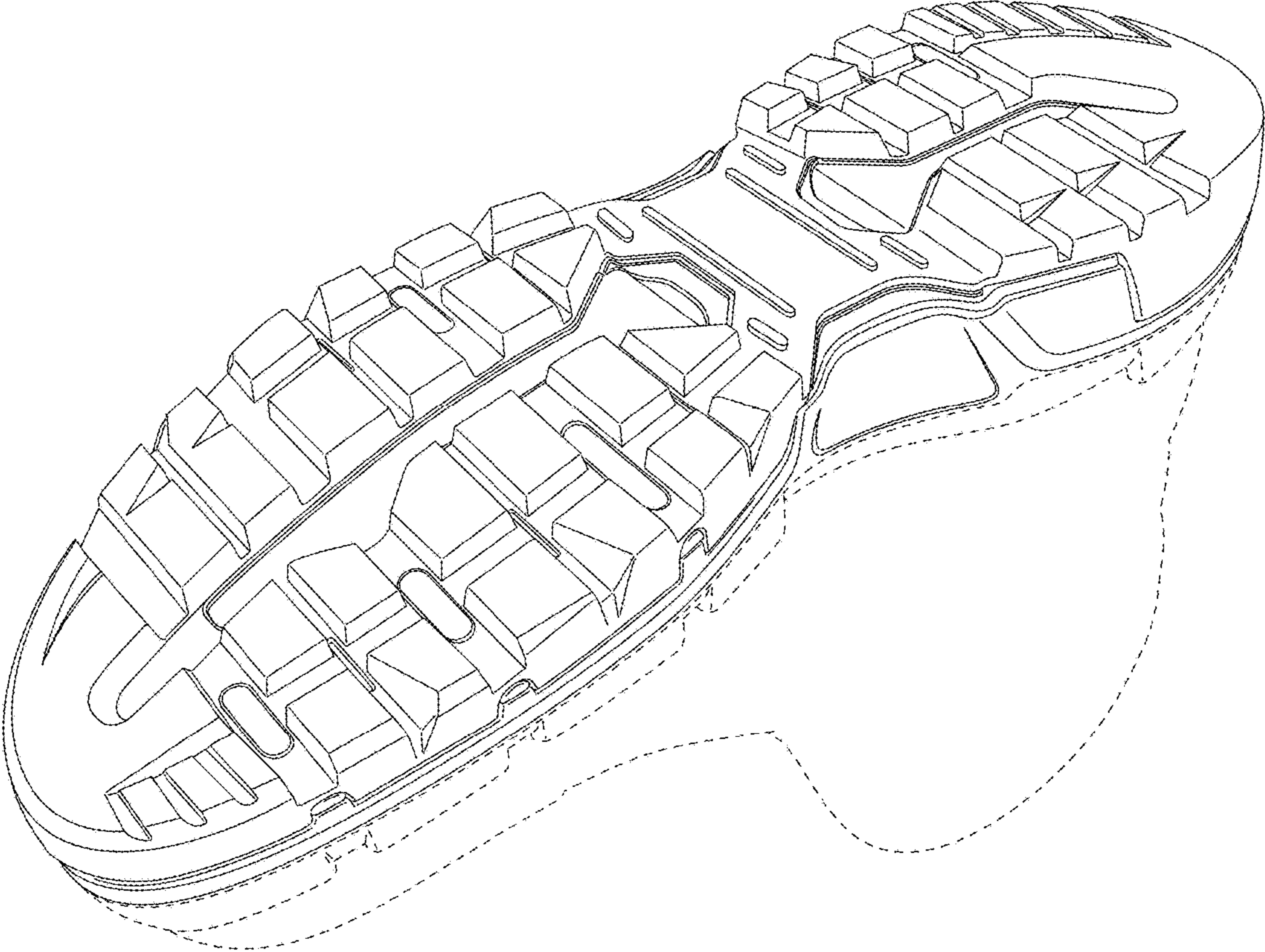


Fig. 1

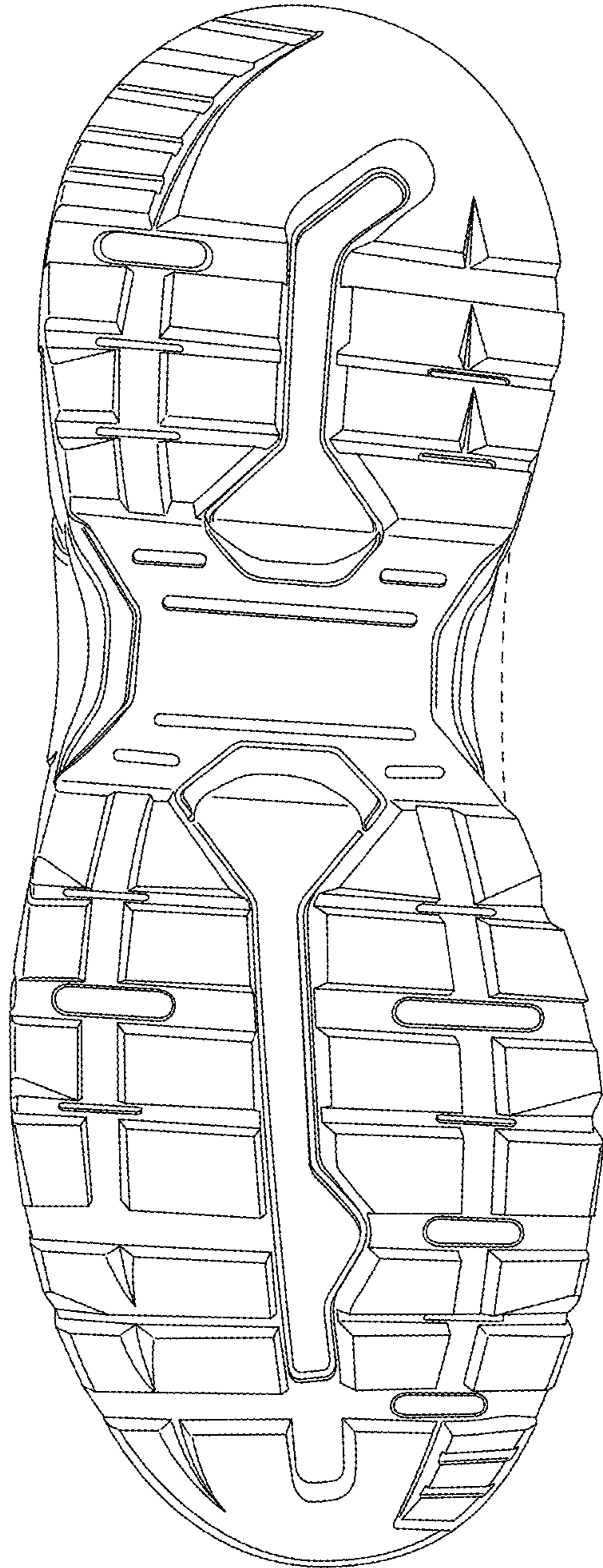


Fig. 2

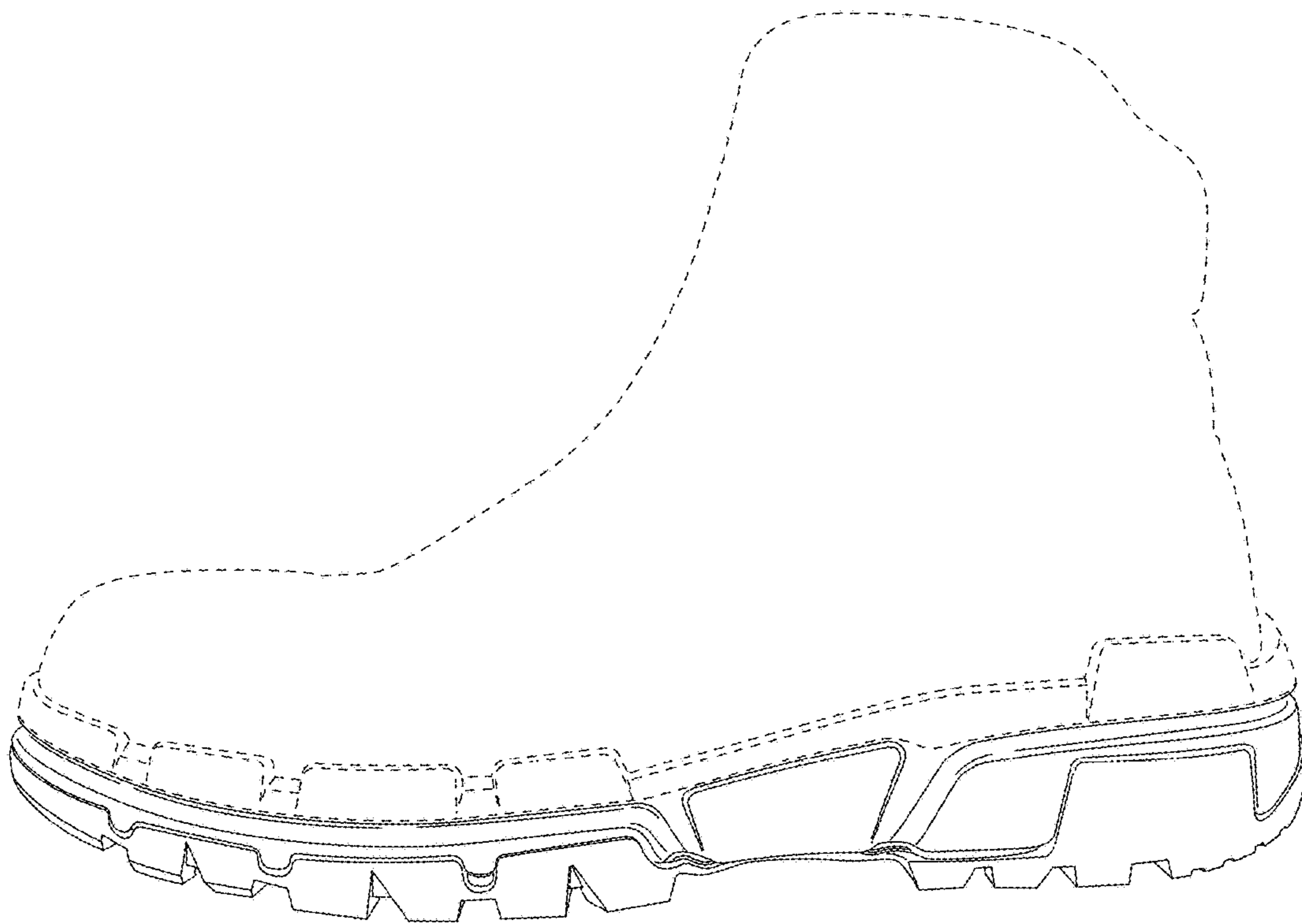


Fig. 3

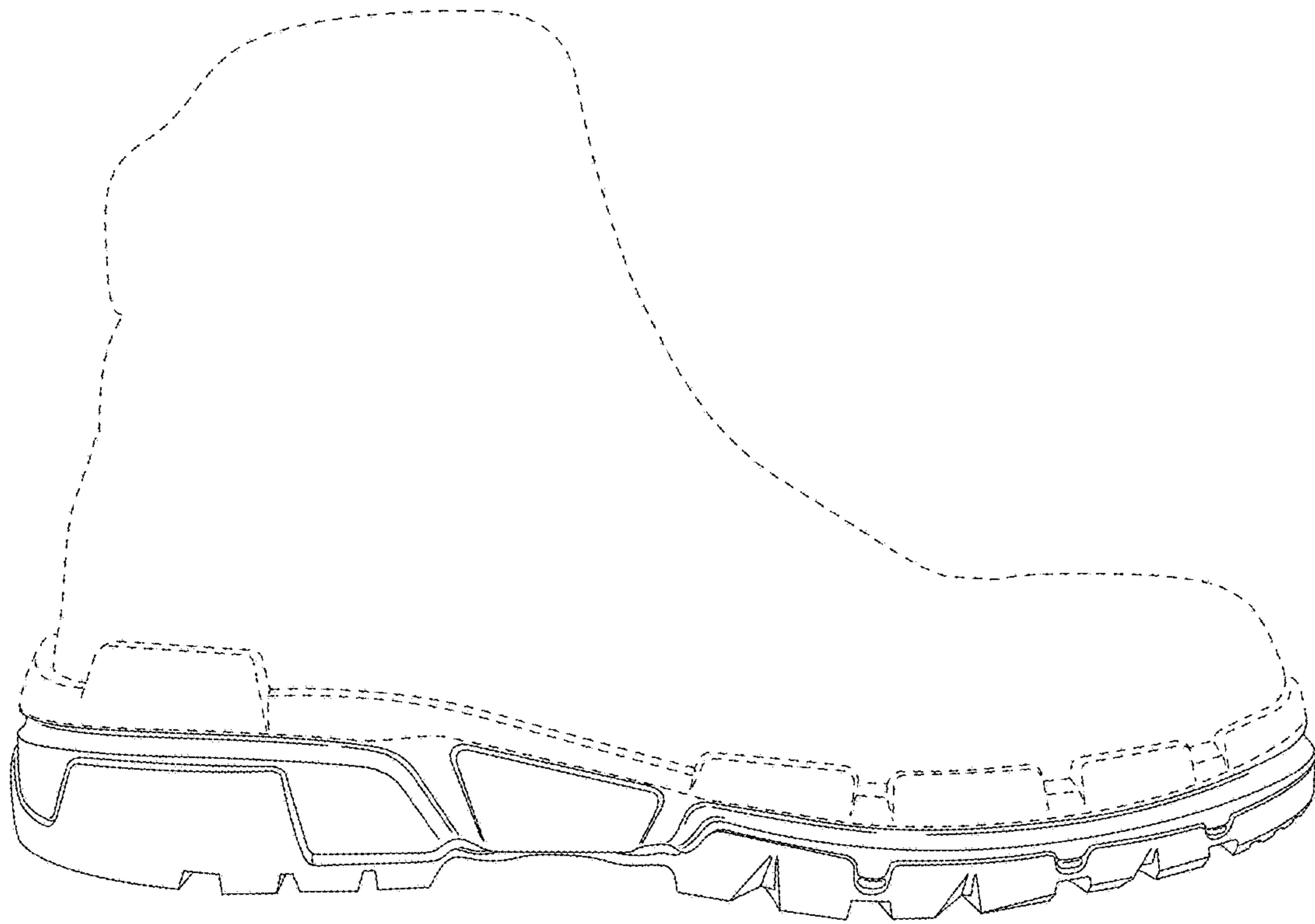


Fig. 4

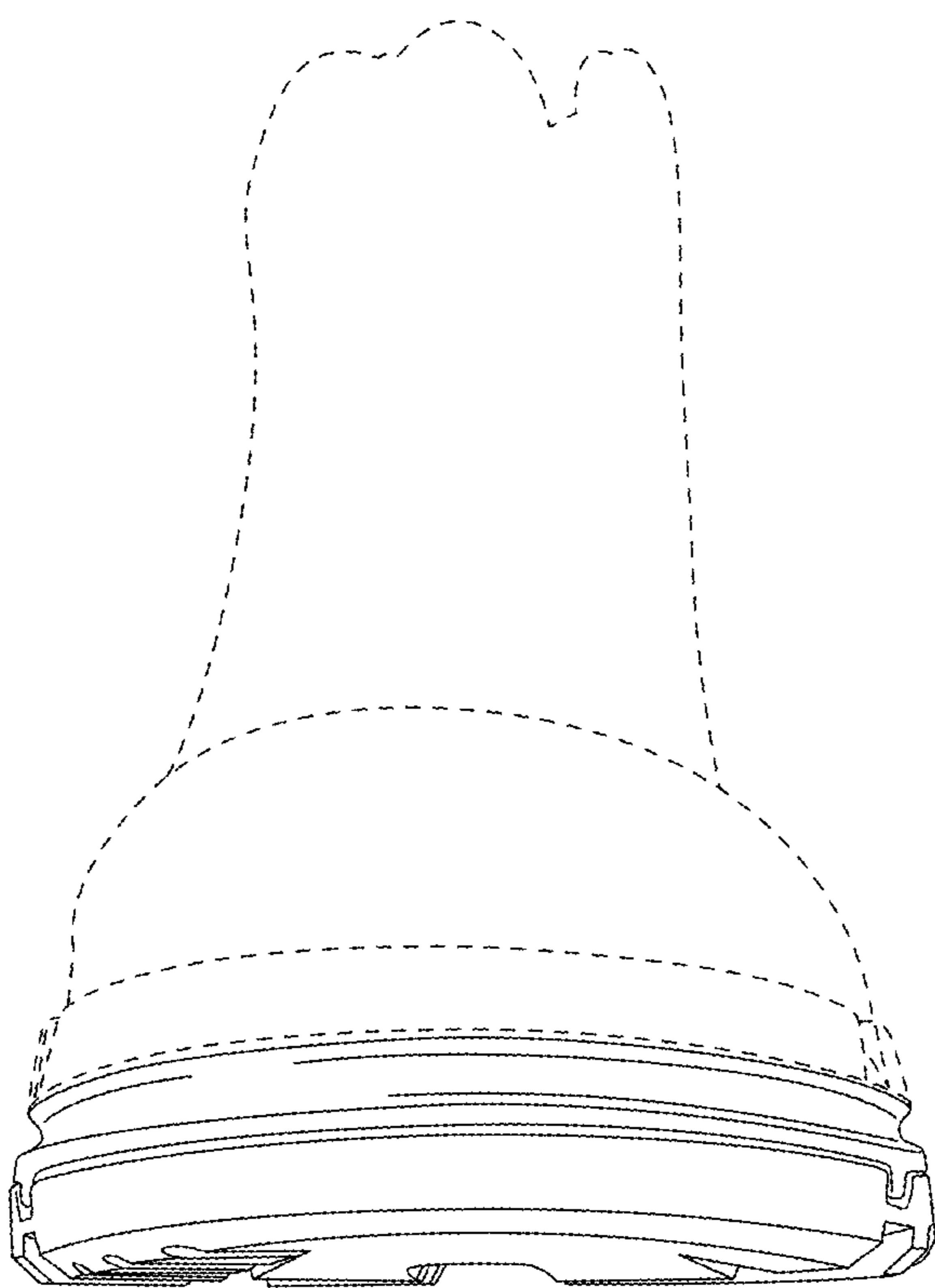


Fig. 5

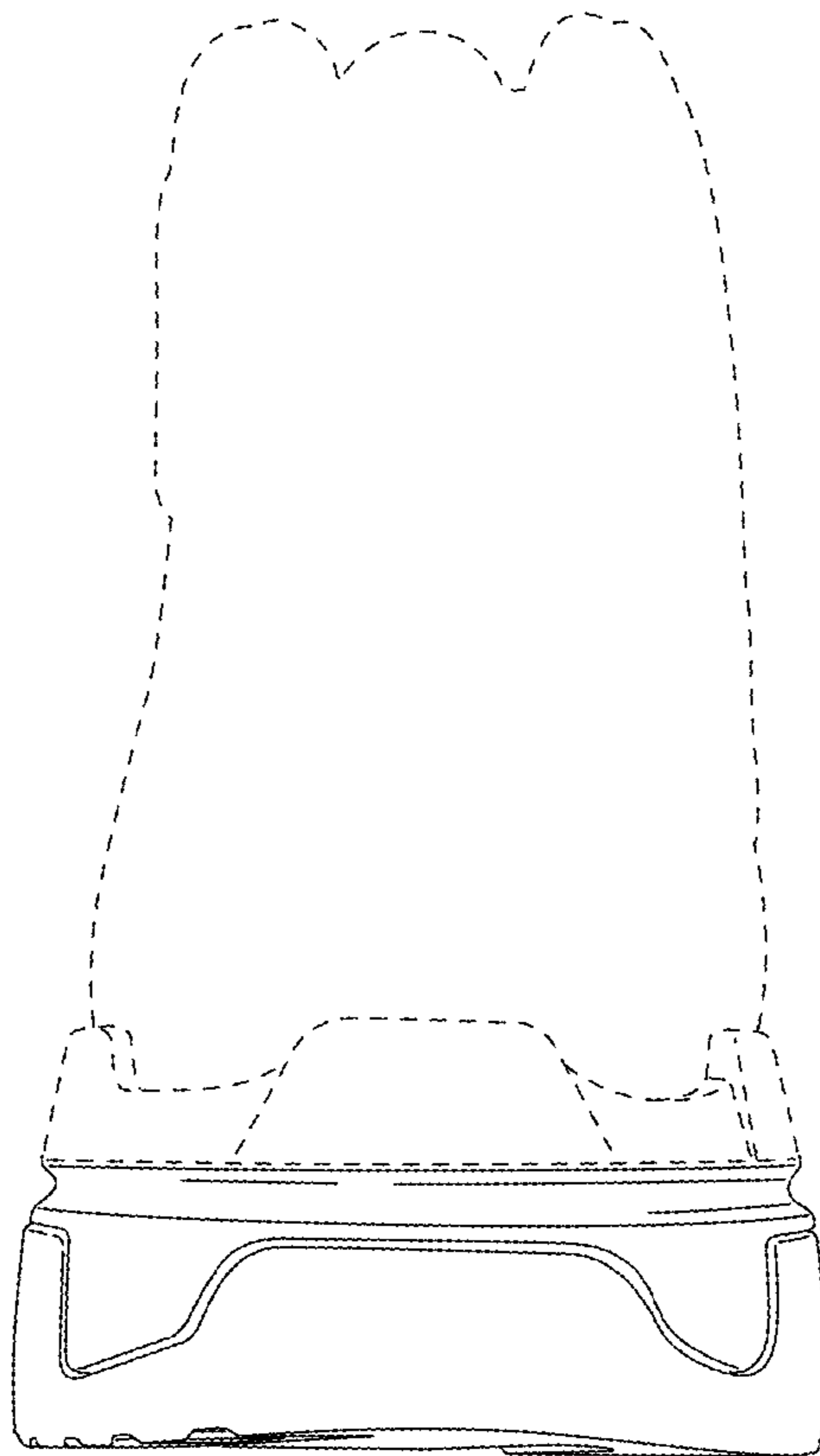


Fig. 6