



US00D801645S

(12) **United States Design Patent** (10) **Patent No.:** **US D801,645 S**  
**Sassi** (45) **Date of Patent:** **\*\* Nov. 7, 2017**

(54) **SHOE**  
(71) Applicant: **VALENTINO S.p.A.**, Milan (IT)  
(72) Inventor: **Stefano Sassi**, Milan (IT)  
(73) Assignee: **Valentino S.p.A.**, Milan (IT)  
(\*\*) Term: **15 Years**  
(21) Appl. No.: **29/565,094**  
(22) Filed: **May 18, 2016**  
(30) **Foreign Application Priority Data**

4,417,408 A \* 11/1983 Metro ..... A43B 13/34  
36/36 R  
4,468,870 A \* 9/1984 Sternberg ..... A43B 5/00  
36/127  
4,584,783 A \* 4/1986 Dobbin ..... A43C 1/00  
36/50.1  
D332,688 S \* 1/1993 Autry ..... D2/907  
D370,113 S \* 5/1996 Pyle ..... D2/908  
D420,783 S \* 2/2000 Brady ..... D2/902  
D620,689 S \* 8/2010 Weber ..... D2/902  
D727,002 S \* 4/2015 Sassi ..... D2/944  
D738,076 S \* 9/2015 Sassi ..... D2/944  
D759,948 S \* 6/2016 Sassi ..... D2/902  
D772,541 S \* 11/2016 Sassi ..... D2/902  
D774,287 S \* 12/2016 Taestensen ..... D2/908  
2010/0275470 A1 \* 11/2010 Hoffer ..... A43B 1/0009  
36/3 R

Nov. 19, 2015 (IT) ..... 402015000074446  
(51) **LOC (10) Cl.** ..... **02-04**  
(52) **U.S. Cl.**  
USPC ..... **D2/908**  
(58) **Field of Classification Search**  
USPC ..... D2/896, 902, 905, 906, 907, 908, 909,  
D2/910, 911, 912, 943, 944, 946, 947,  
D2/951, 959, 969, 972, 976, 977  
CPC .... A43B 1/00; A43B 1/10; A43B 1/14; A43B  
3/00; A43B 5/00; A43B 5/001; A43B  
5/002; A43B 5/003; A43B 5/007; A43B  
5/008; A43B 5/02; A43B 5/025; A43B  
5/06; A43B 5/08; A43B 5/10; A43B 5/12;  
A43B 5/14; A43B 13/00; A43B 13/02;  
A43B 13/04; A43B 13/14; A43B 13/18;  
A43B 13/32; A43B 23/00; A43B 23/021;  
A43B 23/0205; A43B 23/0215; A43B  
23/24  
See application file for complete search history.

\* cited by examiner

*Primary Examiner* — Elizabeth J Oswecki  
(74) *Attorney, Agent, or Firm* — Thomas | Horstemeyer,  
LLP

(57) **CLAIM**

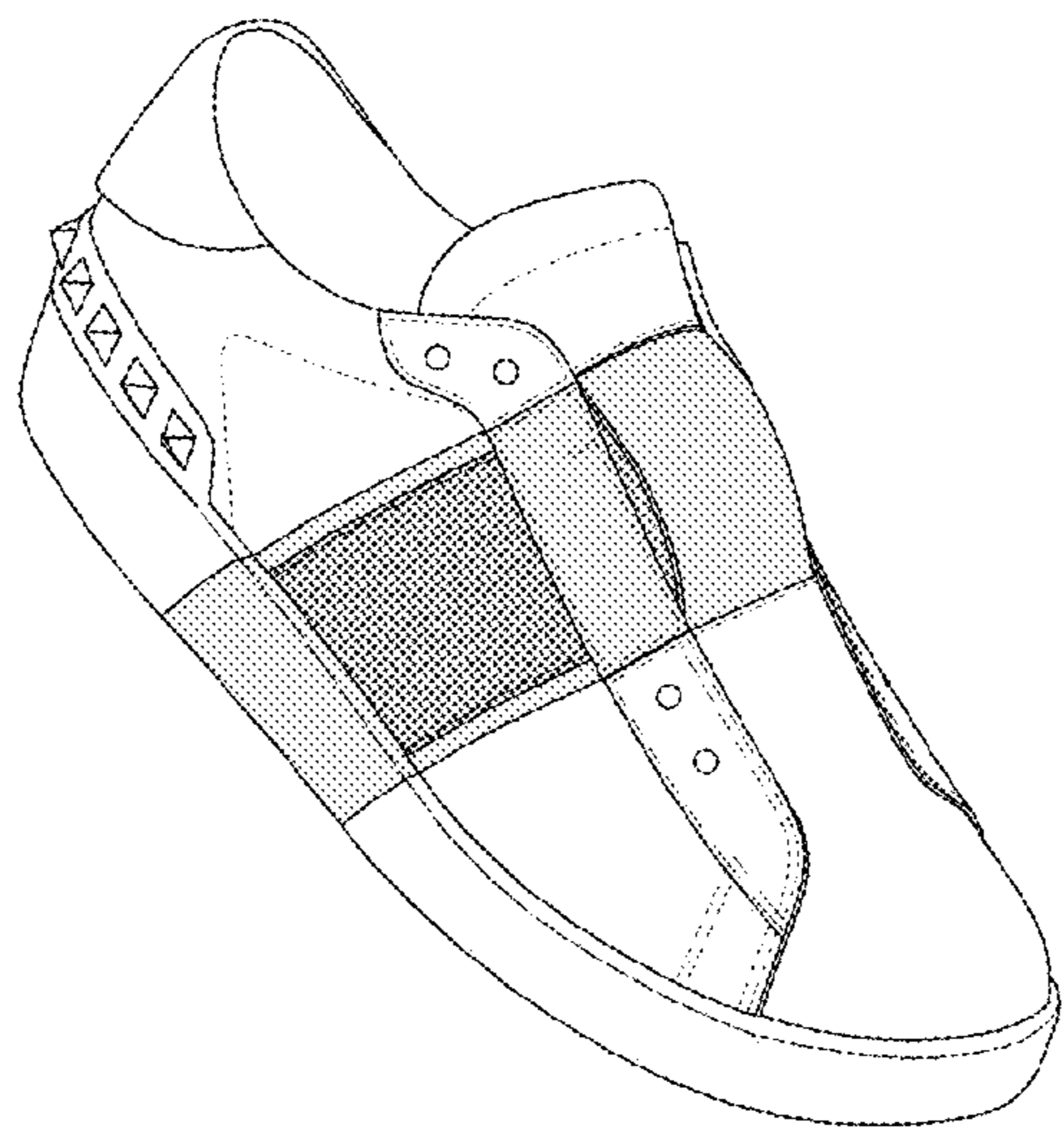
The ornamental design for a shoe, as shown and described.

**DESCRIPTION**

FIG. 1 is a perspective view of a shoe, showing my new design;  
FIG. 2 is a front view thereof;  
FIG. 3 is a rear view thereof;  
FIG. 4 is a side view thereof;  
FIG. 5 is an opposite side view thereof;  
FIG. 6 is a top view thereof; and,  
FIG. 7 is a bottom view thereof.  
The broken lines shown on the shoe represent thread stitching and form part of the claimed design.

**1 Claim, 7 Drawing Sheets**

(56) **References Cited**  
U.S. PATENT DOCUMENTS  
4,319,412 A \* 3/1982 Muller ..... A43B 23/20  
36/29  
4,335,529 A \* 6/1982 Badalamenti ..... A43B 5/00  
36/114



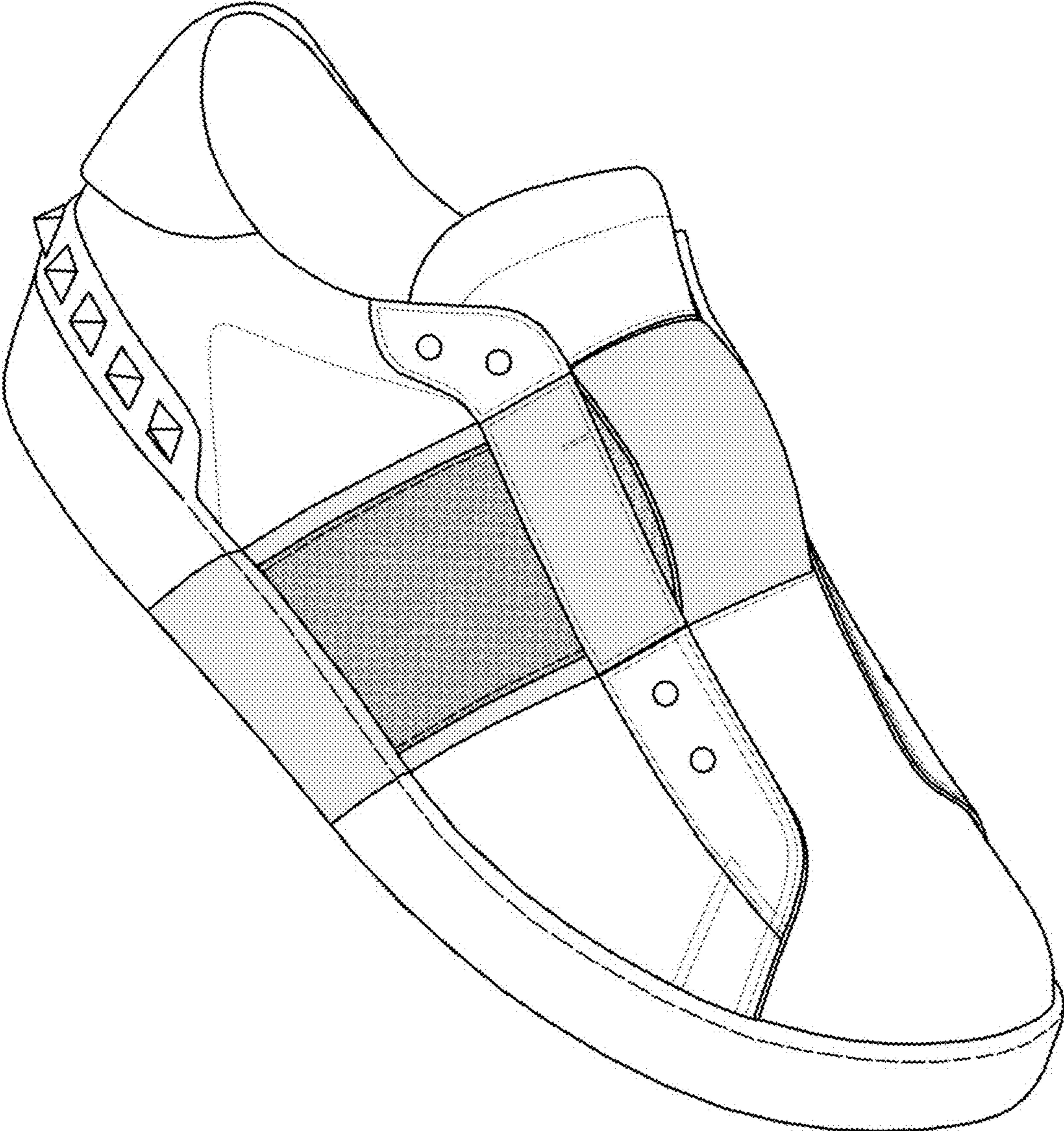


FIG. 1

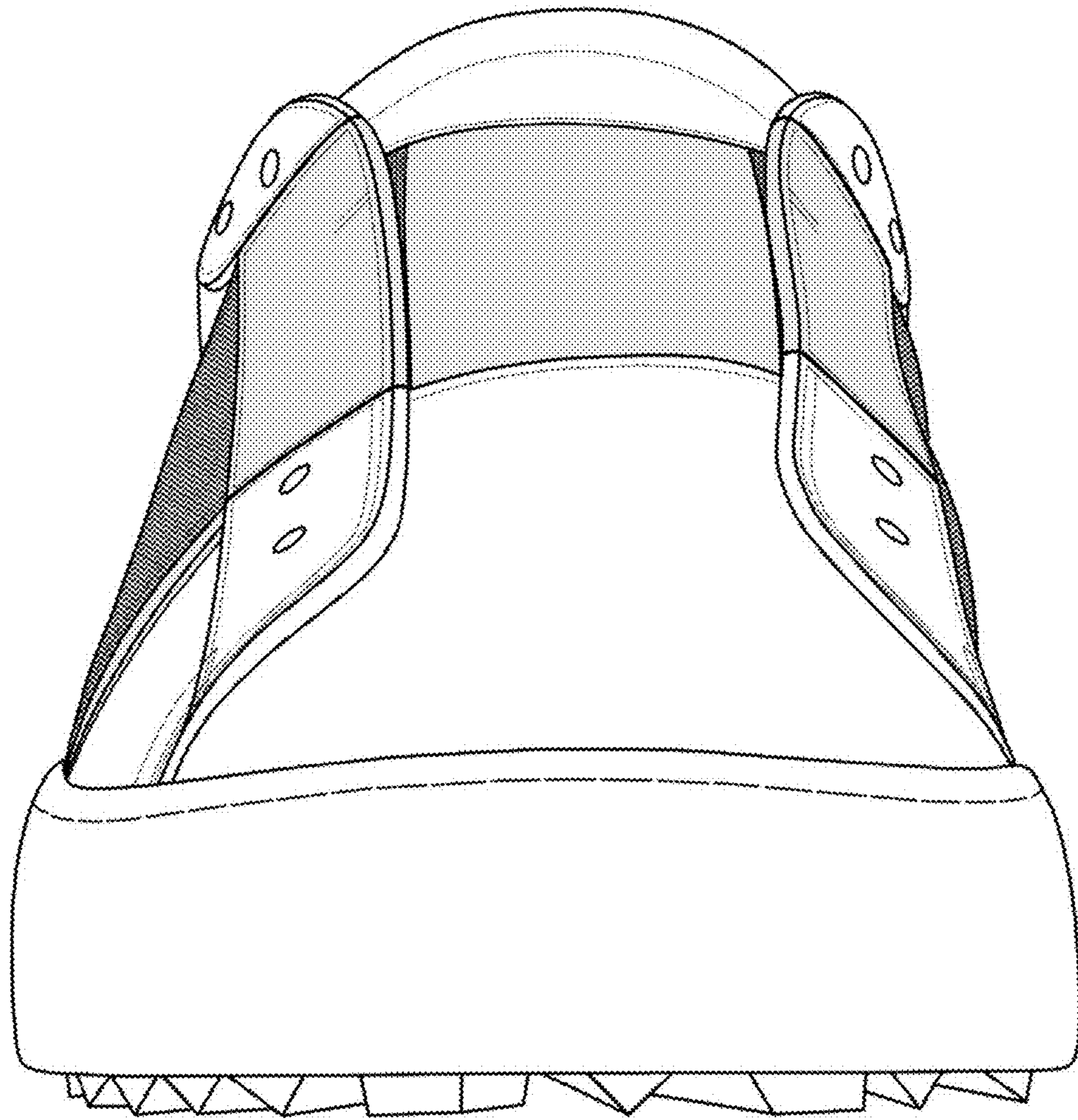


FIG. 2

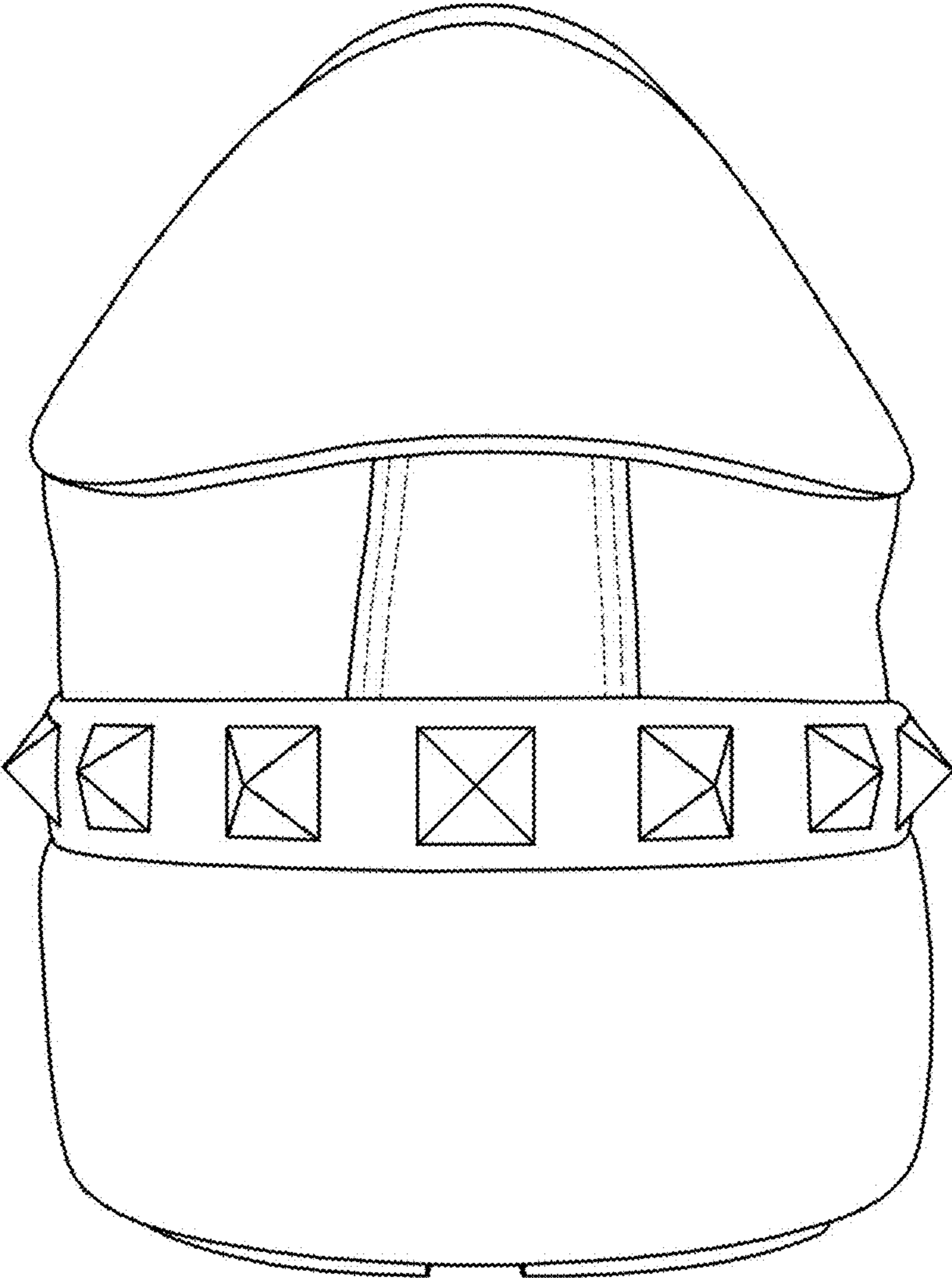


FIG. 3

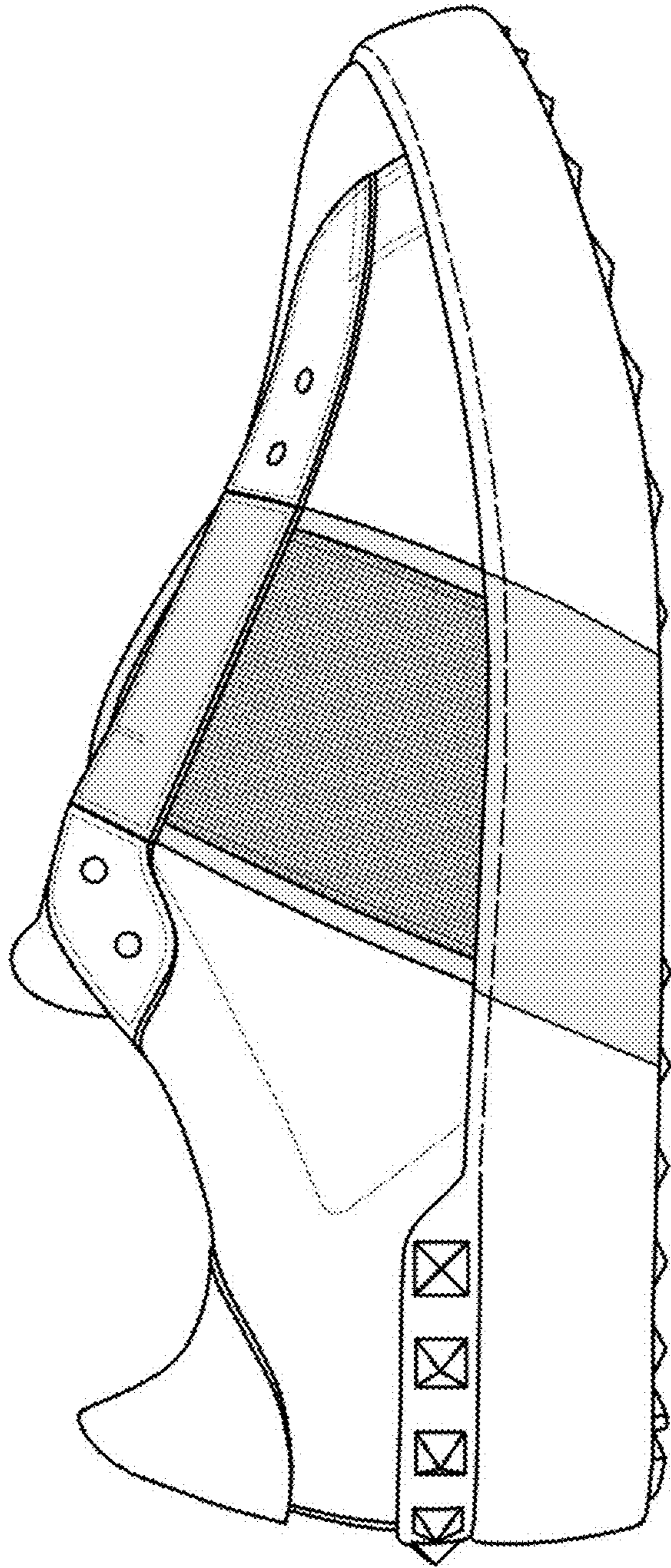


FIG. 4

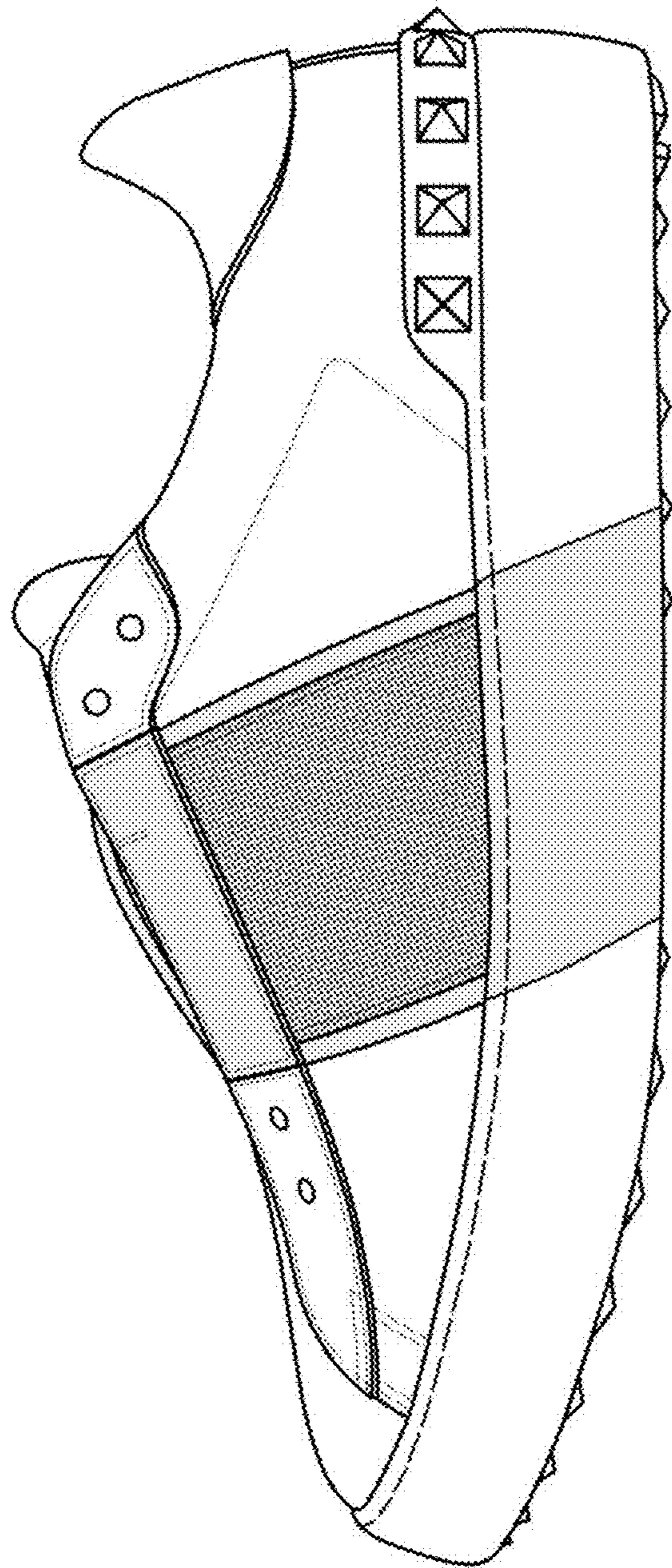


FIG. 5

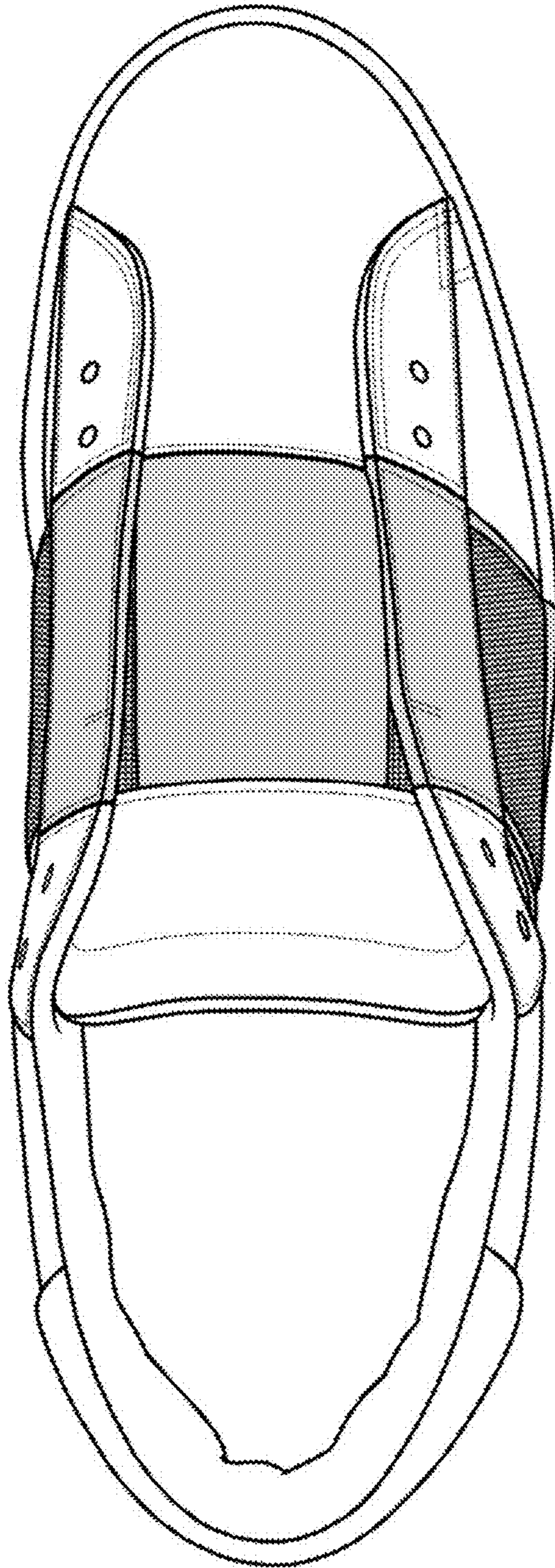


FIG. 6

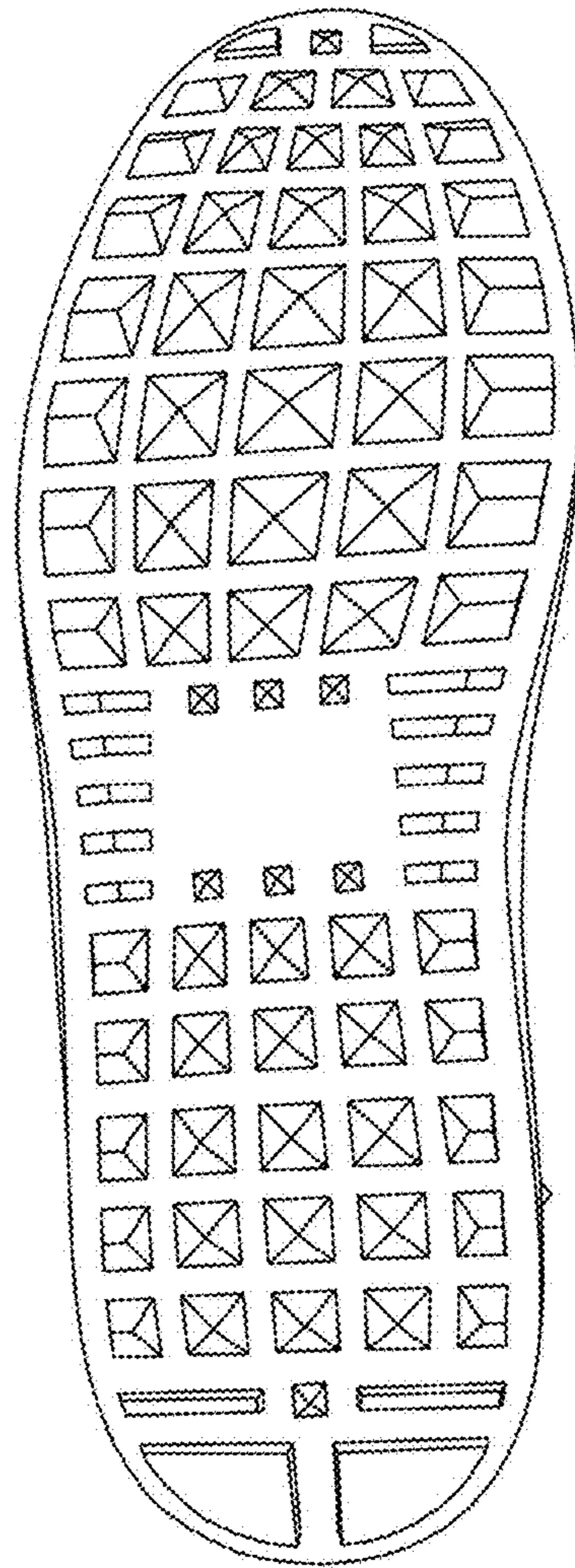


FIG. 7