



US00D801641S

(12) **United States Design Patent** (10) **Patent No.:** **US D801,641 S**  
**Schneider** (45) **Date of Patent:** **\*\* Nov. 7, 2017**

(54) **ZIPPER ASSEMBLY**

(71) Applicant: **NIKE, Inc.**, Beaverton, OR (US)

(72) Inventor: **Johanna Schneider**, Beaverton, OR (US)

(73) Assignee: **NIKE, Inc.**, Beaverton, OR (US)

(\*\*) Term: **15 Years**

(21) Appl. No.: **29/564,858**

(22) Filed: **May 16, 2016**

(51) **LOC (10) Cl.** ..... **02-02**

(52) **U.S. Cl.**  
USPC ..... **D2/853**

(58) **Field of Classification Search**

USPC ..... D2/637, 728, 739, 756, 759, 791, 797,  
D2/803, 840, 845-846, 850, 853, 716,  
D2/771, 786, 849, 999; D3/285; D99/99  
CPC ..... A41D 27/24; A41D 27/10; A41D 1/00;  
A41D 1/10; A41D 1/18; A41D 2300/50;  
A41D 2300/30; A41D 2300/00; A41D  
2300/322

See application file for complete search history.

(56) **References Cited**

**U.S. PATENT DOCUMENTS**

4,272,851 A \* 6/1981 Goldstein ..... A41D 27/24  
2/275  
D634,149 S \* 3/2011 St. James ..... D6/608  
D635,331 S \* 4/2011 Eckman ..... D2/742  
D757,406 S \* 5/2016 Stillwagon ..... D2/910  
D776,431 S \* 1/2017 Braendle ..... D3/318  
D777,429 S \* 1/2017 Mangano ..... D3/275

(Continued)

**OTHER PUBLICATIONS**

Lululemon Cool Racerback Zipper—Heathered Persian Purple, Lululemon, Nov. 10, 2011, 12 pages. Available at: <https://www.lulufanatics.com/item/8363/lululemon-cool-racerback-zipper-heathered-persian-purple-persian-purple>.

lulufanatics.com/item/8363/lululemon-cool-racerback-zipper-heathered-persian-purple-persian-purple.

*Primary Examiner* — Robin V Webster

*Assistant Examiner* — James Thorn, Sr.

(74) *Attorney, Agent, or Firm* — Shook, Hardy and Bacon L.L.P.

(57) **CLAIM**

The ornamental design for a zipper assembly, as shown and described.

**DESCRIPTION**

FIG. 1 is a front view of a zipper assembly showing the first embodiment of the present design, shown in the first environment;

FIG. 2 is a front view of the zipper assembly of FIG. 1, shown within a second environment;

FIG. 3 is a front view of a zipper assembly showing a second embodiment of the present design, shown within a third environment;

FIG. 4 is a front view of a zipper assembly showing a third embodiment of the present design, shown within the first environment; and,

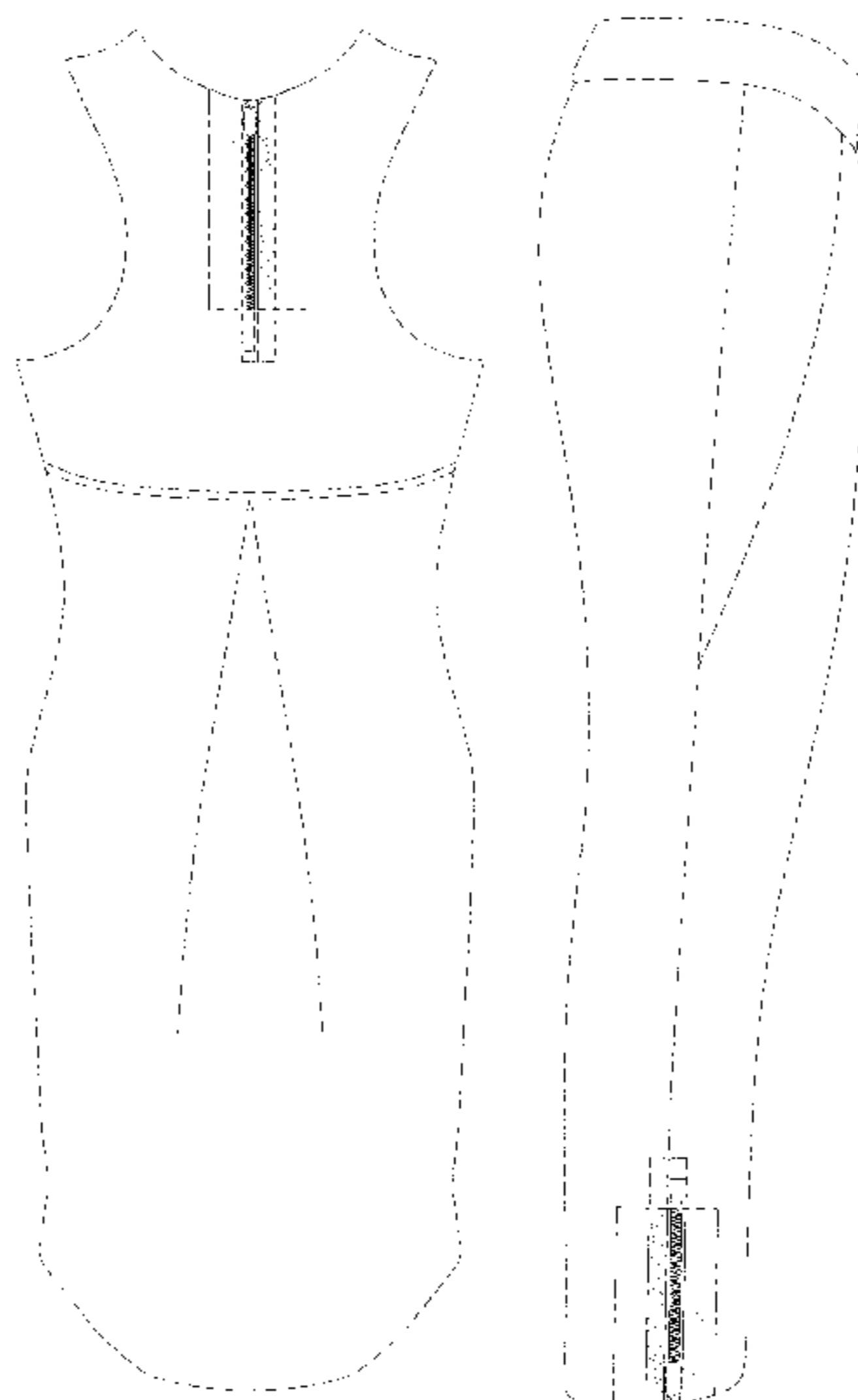
FIG. 5 is a front view of a zipper assembly showing a fourth embodiment of the present design, shown within a fourth environment.

The evenly spaced broken lines shown in the drawings are included for the purpose of illustrating environmental structure and form no part of the claimed design.

The long and short broken lines are boundary lines, which define bounds of the claimed design. These boundaries do not exist in reality in the article embodying the design. It is understood that the claimed design extends to these boundaries but does not include the boundaries.

The surface shading on the claimed portion is provided only to indicate the character and/or any contour or curvature of the surfaces. It does not indicate color, texture, markings that actually exist thereon, indicia, graphic representations, surface treatment, or any other ornamentation applied to the article.

**1 Claim, 5 Drawing Sheets**



(56)

**References Cited**

U.S. PATENT DOCUMENTS

D787,155 S \* 5/2017 Eisenhuth ..... D2/742  
D789,658 S \* 6/2017 Curtis ..... D2/841  
2017/0006937 A1\* 1/2017 Wu ..... A41D 13/1245  
2017/0027252 A1\* 2/2017 Inzer ..... A41D 15/00  
2017/0127770 A1\* 5/2017 Mert ..... A41D 27/00  
2017/0143057 A1\* 5/2017 Morris-Wilton ..... A41D 13/129

\* cited by examiner

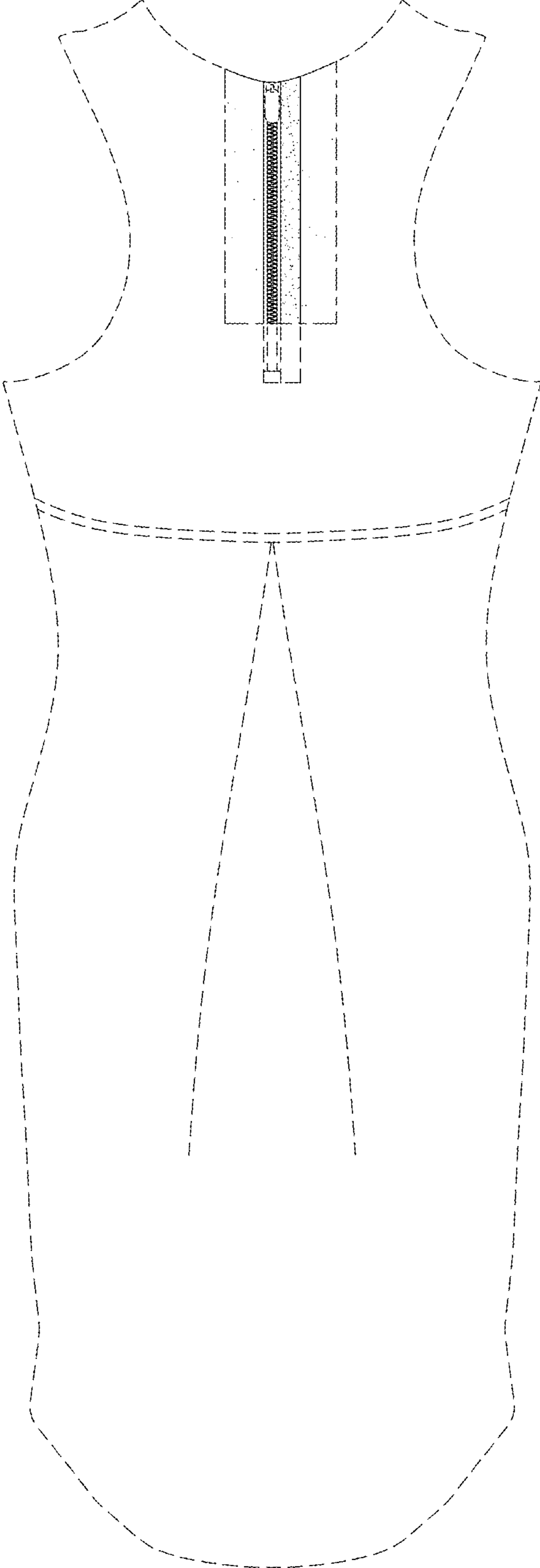


FIG. 1

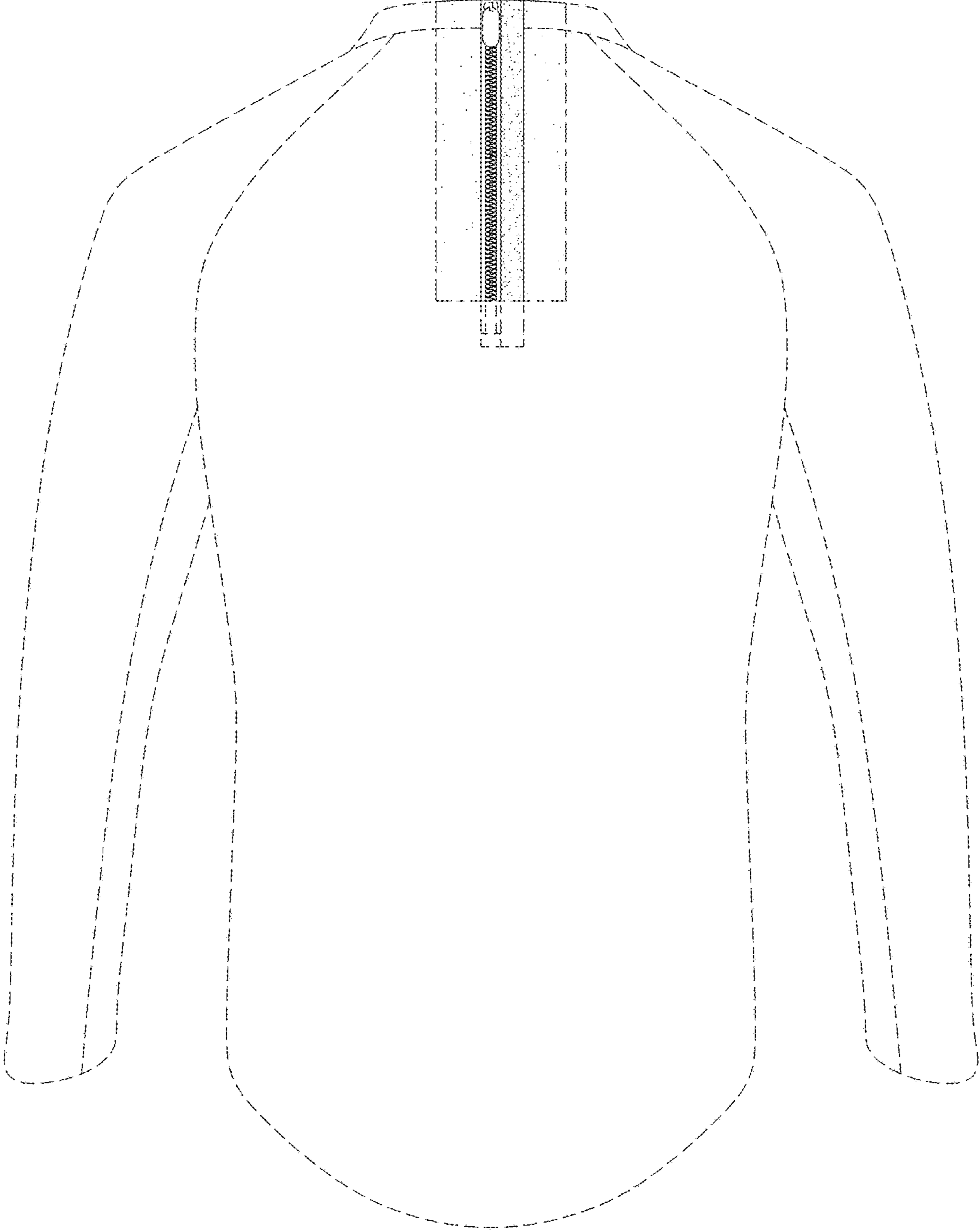


FIG. 2

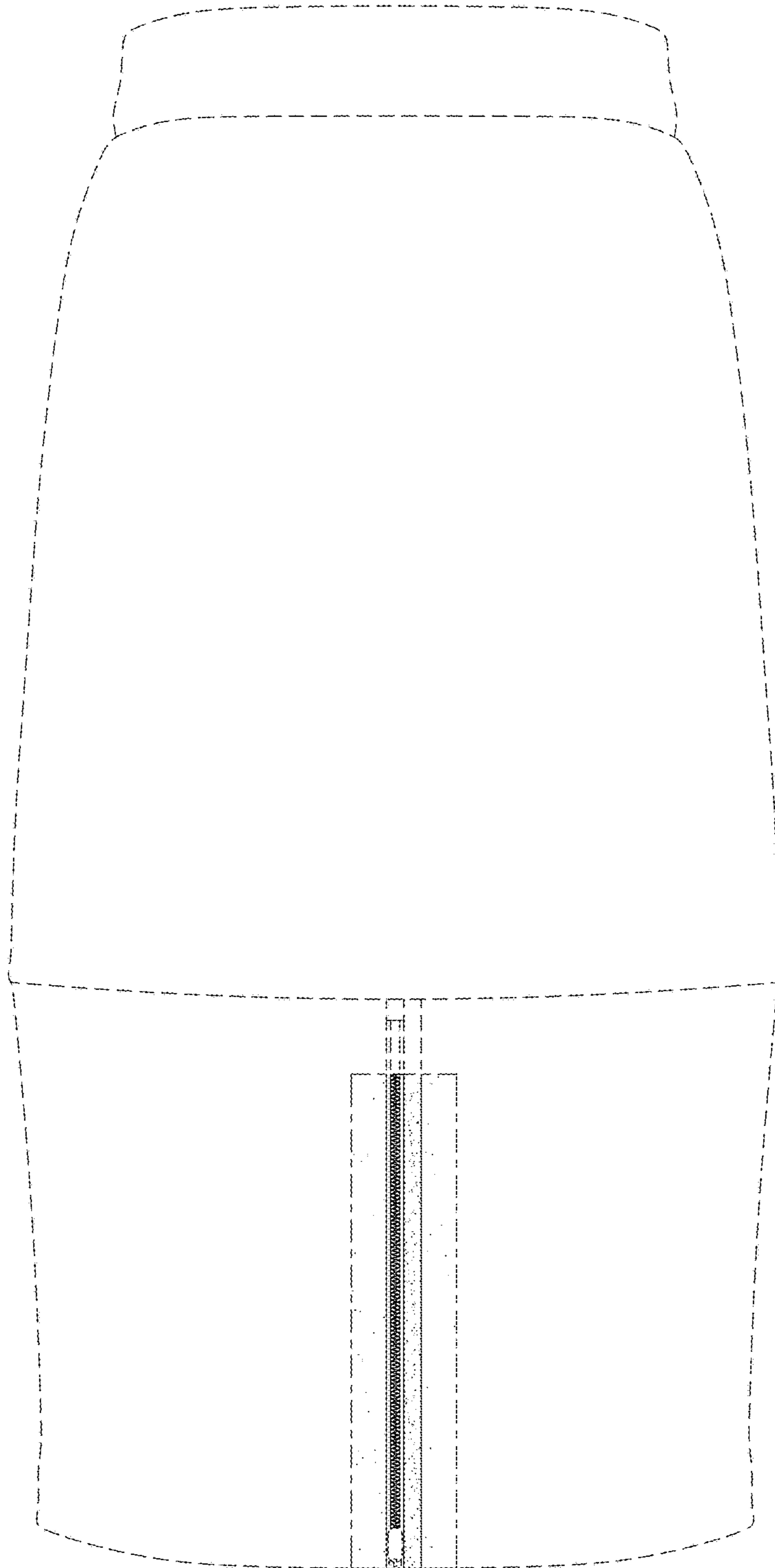


FIG. 3

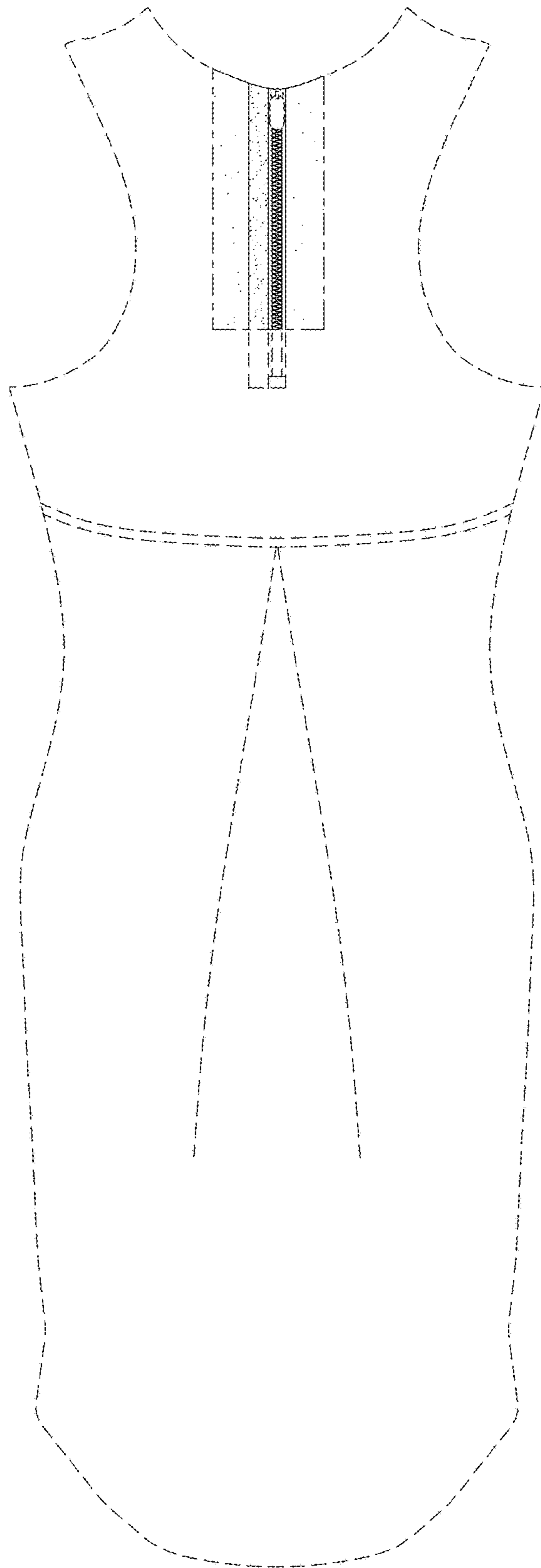


FIG. 4




FIG. 5