



US00D801630S

(12) **United States Design Patent** (10) **Patent No.:** **US D801,630 S**
Wollschlaeger et al. (45) **Date of Patent:** **** Nov. 7, 2017**

- (54) **CONVERTIBLE GARMENT**
- (71) Applicant: **Goumikids LLC**, Beaverton, OR (US)
- (72) Inventors: **Jo Wollschlaeger**, Portland, OR (US);
Linsey Ebuon, Portland, OR (US);
Sara McMahon, Portland, OR (US)
- (73) Assignee: **Goumikids LLC**, Beaverton, OR (US)
- (**) Term: **15 Years**
- (21) Appl. No.: **29/606,519**
- (22) Filed: **Jun. 5, 2017**

Related U.S. Application Data

- (62) Division of application No. 29/562,784, filed on Apr. 28, 2016.
- (51) **LOC (10) Cl.** **02-01**
- (52) **U.S. Cl.**
USPC **D2/719**
- (58) **Field of Classification Search**
USPC D2/724, 728, 731, 737, 739, 749, 750,
D2/797, 824–826, 828, 833, 838, 847,
(Continued)

References Cited

U.S. PATENT DOCUMENTS

- D59,012 S * 9/1921 Kelly D2/720
- D127,525 S 5/1941 Segerman
(Continued)

OTHER PUBLICATIONS

Scratch Me Not Organic Cotton Baby Boys' Flip Mitten Bodysuit—Onesie—Royal Rain, 4T, posted at amazon.com, earliest date reviewed Apr. 21, 2015, [online], acquired on Aug. 17, 2017. Available from Internet, <URL: https://www.amazon.com/Scratch-Me-Not-Organic-Bodysuit/dp/B00OP5PAAG/ref=cm_cr_arpd_product_top?ie=UTF8&th=1>.*

(Continued)

Primary Examiner — Cathron Brooks
Assistant Examiner — Aula Soroush
(74) *Attorney, Agent, or Firm* — Brooks Quinn, LLC;
Delfina S. Homen

(57) **CLAIM**

The ornamental design for a convertible garment, as shown and described.

DESCRIPTION

FIG. 1 is a front elevation view of a convertible garment, showing our new design, when the convertible garment is in an unconverted position;
 FIG. 2 is a back elevation view thereof, when the convertible garment is in an unconverted position;
 FIG. 3 is a front elevation view thereof, when the convertible garment is in a converted position;
 FIG. 4 is a back elevation view thereof, when the convertible garment is in a converted position;
 FIG. 5 is a side view of the bottom portion of the convertible garment in an unconverted position and the opposite side being a mirror image;
 FIG. 6 is a side view of the bottom portion of the convertible garment in a converted position and the opposite side being a mirror image;
 FIG. 7 is a side view of the sleeve portion of the convertible garment in an unconverted position and the opposite side being a mirror image;
 FIG. 8 is a side view of the sleeve portion of the convertible garment in a converted position and the opposite side being a mirror image;
 FIG. 9 is a front elevation view of a second embodiment of a convertible garment, showing our new design, when the convertible garment is in an unconverted position;
 FIG. 10 is a back elevation view thereof, when the convertible garment is in an unconverted position;
 FIG. 11 is a front elevation view thereof, when the convertible garment is in a converted position;
 FIG. 12 is a back elevation view thereof, when the convertible garment is in a converted position;
 FIG. 13 is a side view of the bottom portion of the convertible garment in an unconverted position and the opposite side being a mirror image;

(Continued)

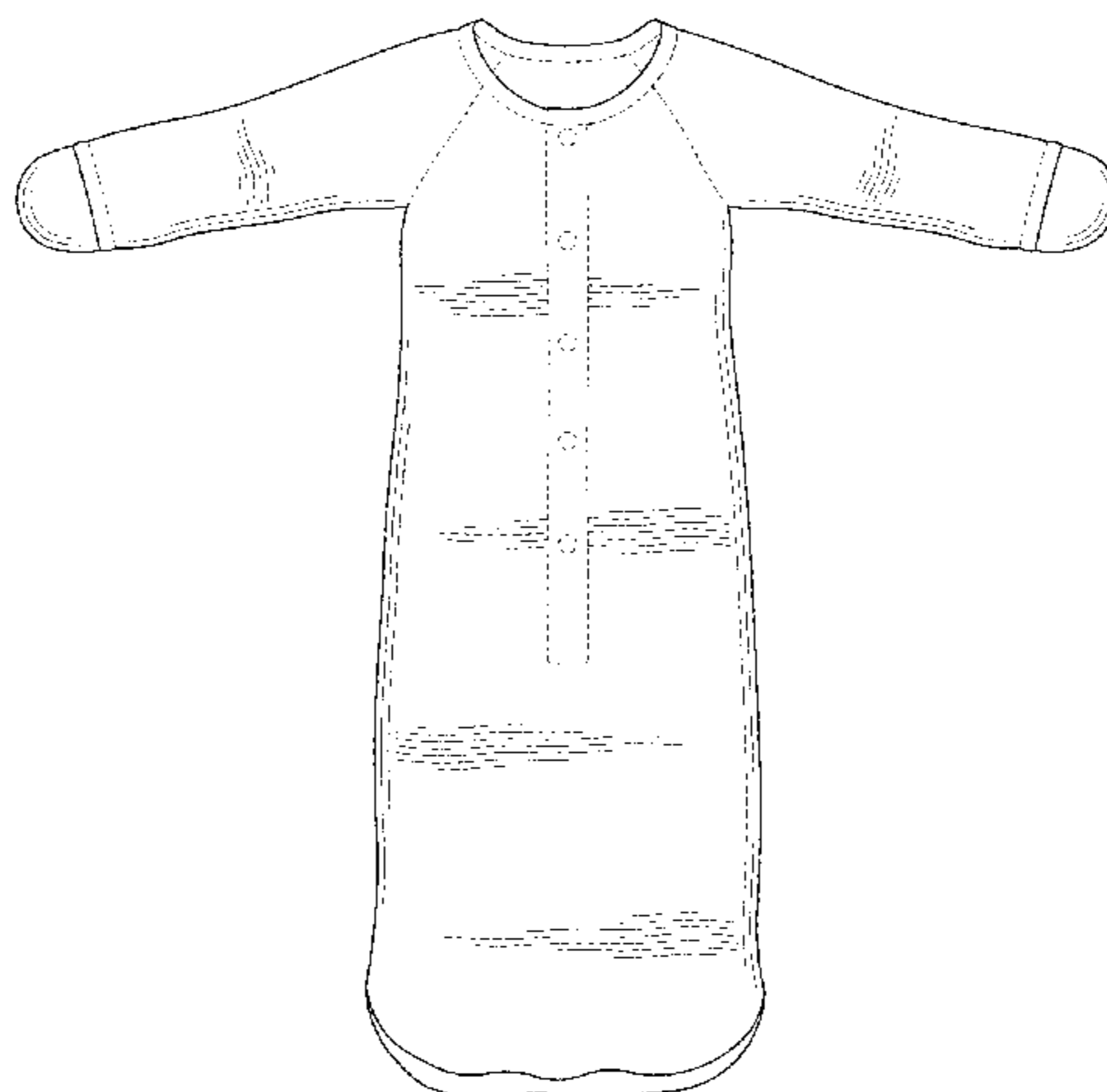


FIG. 14 is a side view of the bottom portion of the convertible garment in a converted position and the opposite side being a mirror image;

FIG. 15 is a side view of the sleeve portion of the convertible garment in an unconverted position and the opposite side being a mirror image; and,

FIG. 16 is a side view of the sleeve portion of the convertible garment in a converted position and the opposite side being a mirror image.

The broken lines in FIGS. 1-9 and 12-14 illustrate portions of the convertible garment that form no part of the claimed design.

The broken lines immediately adjacent the stippled areas in FIGS. 10-11 and 15-16 represent the bounds of the claimed design while all other broken lines in FIGS. 10-11 and 15-16 illustrate portions of the convertible garment that form no part of the claimed design.

The stippling and/or line shading in FIGS. 9-16 represent contrast in materials.

1 Claim, 16 Drawing Sheets

(58) **Field of Classification Search**

USPC D2/850, 857, 715, 756-767, 779-795, D2/815, 841-845, 849, 718-720
 CPC A41D 13/00; A41D 13/12; A41D 13/1209; A41D 13/1218; A41D 13/1227; A41D 13/1236; A41D 13/1245; A41D 13/1254; A41D 13/1263; A41D 13/1272; A41D 13/1281; A41D 13/129; A41D 10/00; A41D 1/18; A41D 1/205; A41D 1/22

See application file for complete search history.

(56) **References Cited**

U.S. PATENT DOCUMENTS

D163,809 S 7/1951 Lehigh
 D168,887 S * 2/1953 Friedman D2/719

4,901,371 A 2/1990 Christians
 5,533,209 A 7/1996 Davis
 D413,423 S 9/1999 Forrest
 6,266,822 B1 7/2001 Joyce
 D446,907 S * 8/2001 Hall D2/719
 D514,279 S 2/2006 Lindquist
 D694,491 S 12/2013 Miller
 D695,999 S * 12/2013 Colburn D2/755
 D700,416 S 3/2014 Stanley
 D716,526 S 11/2014 Harris
 D731,144 S * 6/2015 White D2/719
 D741,044 S * 10/2015 Pasko D2/720
 D744,200 S 12/2015 Groh
 D776,404 S 1/2017 Harrington
 D778,534 S 2/2017 Bopanna
 D779,785 S 2/2017 Visser
 D786,533 S * 5/2017 Rodriguez Bosch D2/719
 D792,059 S * 7/2017 Harkey D2/841
 2006/0236441 A1 10/2006 Johnson
 2008/0184455 A1 8/2008 Blume
 2011/0030117 A1 2/2011 Wolfson
 2014/0259274 A1 9/2014 Savage
 2015/0121603 A1 5/2015 Lang

OTHER PUBLICATIONS

Carter's Baby Elephant And Friends Gown, posted at amazon.com, earliest date reviewed Nov. 30, 2016, [online], acquired on Aug. 21, 2017. Available from Internet, <URL:https://www.amazon.com/Carters-Baby-Elephant-Friends-Months/dp/B011C9QNGA/ref=cm_cr_ar_p_d_product_top?ie=UTF8>.*

Cocooi Merino Baby Gown, For Newborn Babies, <URL: https://www.amazon.com/Cocooi-Merino-Baby-Newborn-Babies/dp/B00P5JB9WO>.

Kissy Kissy Baby Signa, <URL: https://www.amazon.com/Kissy-Baby-Signature-Convertible-Gown/dp/B00CXV P63A/ ref =Cm_er_ar_p d product_top? ie= UTF8>.

Merino Wool Baby Gown, <URL: http://www.bynature.ca/merino-wool-baby-gown.html>.

Puckababy® Bag 4 Seasons I 7m-2.5y, <URL: https://www.youtube.com/watch?v=0E00E8FW90Y>.

* cited by examiner



FIG. 1

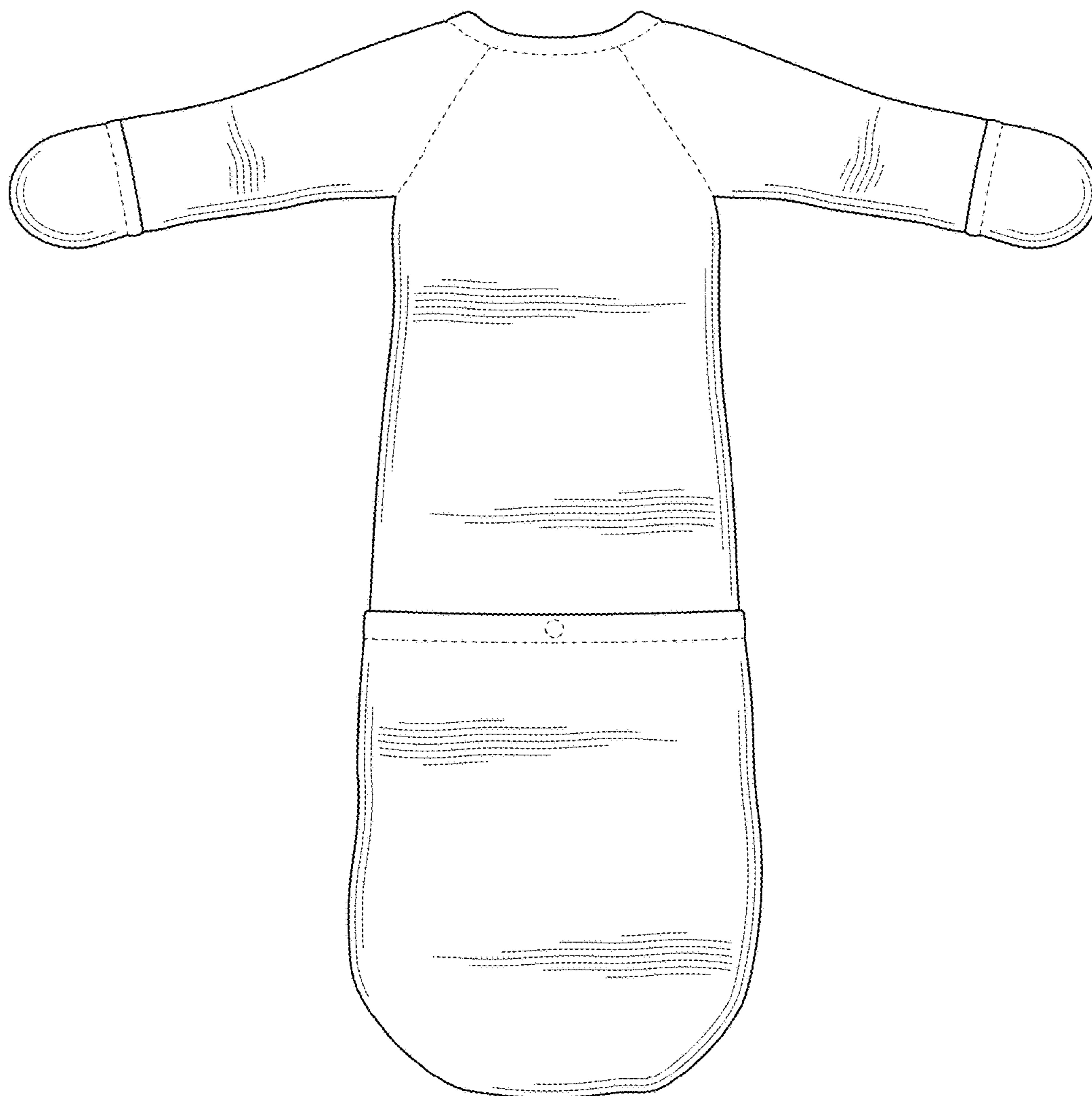


FIG. 2

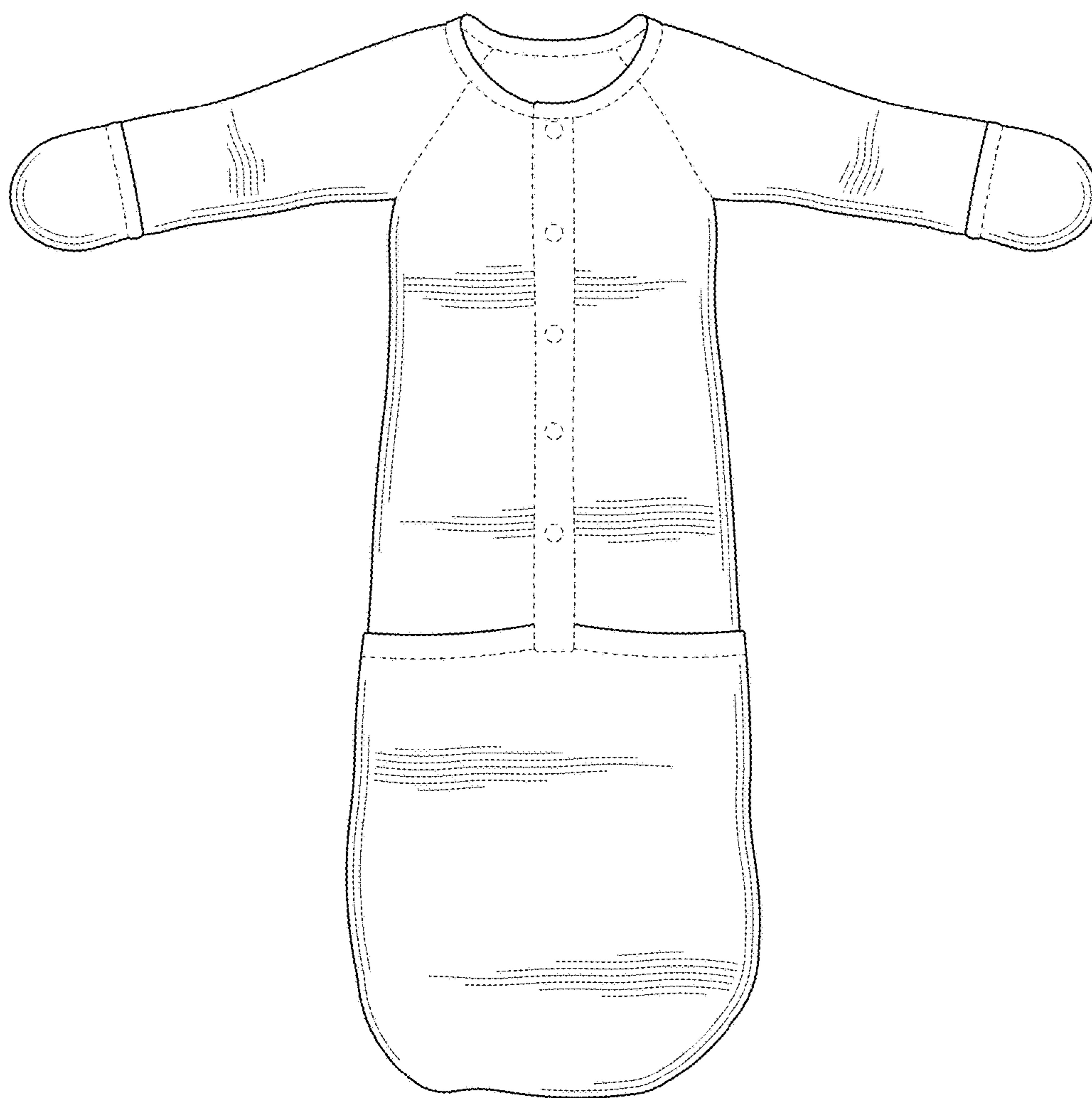


FIG. 3

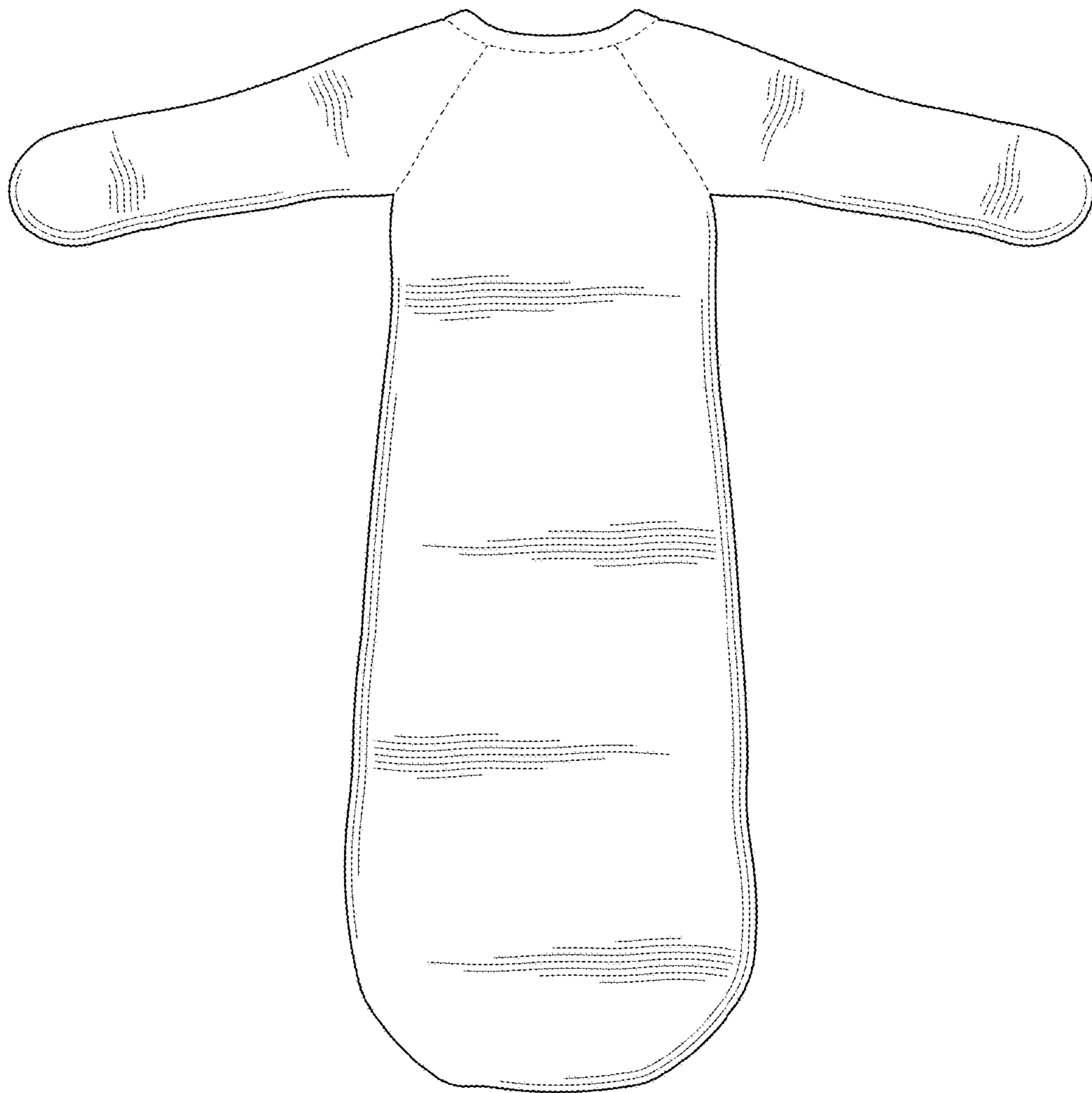


FIG. 4

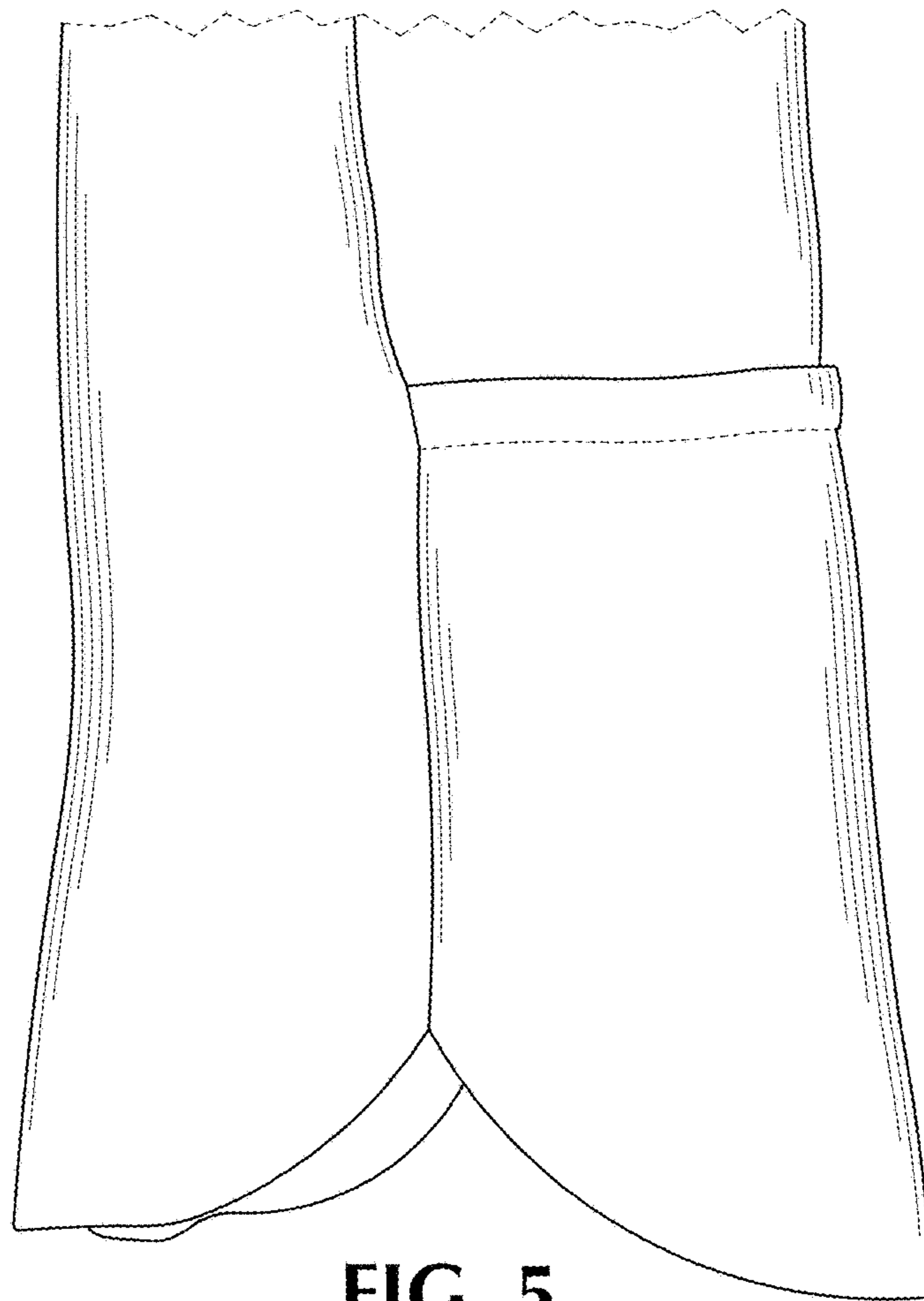


FIG. 5

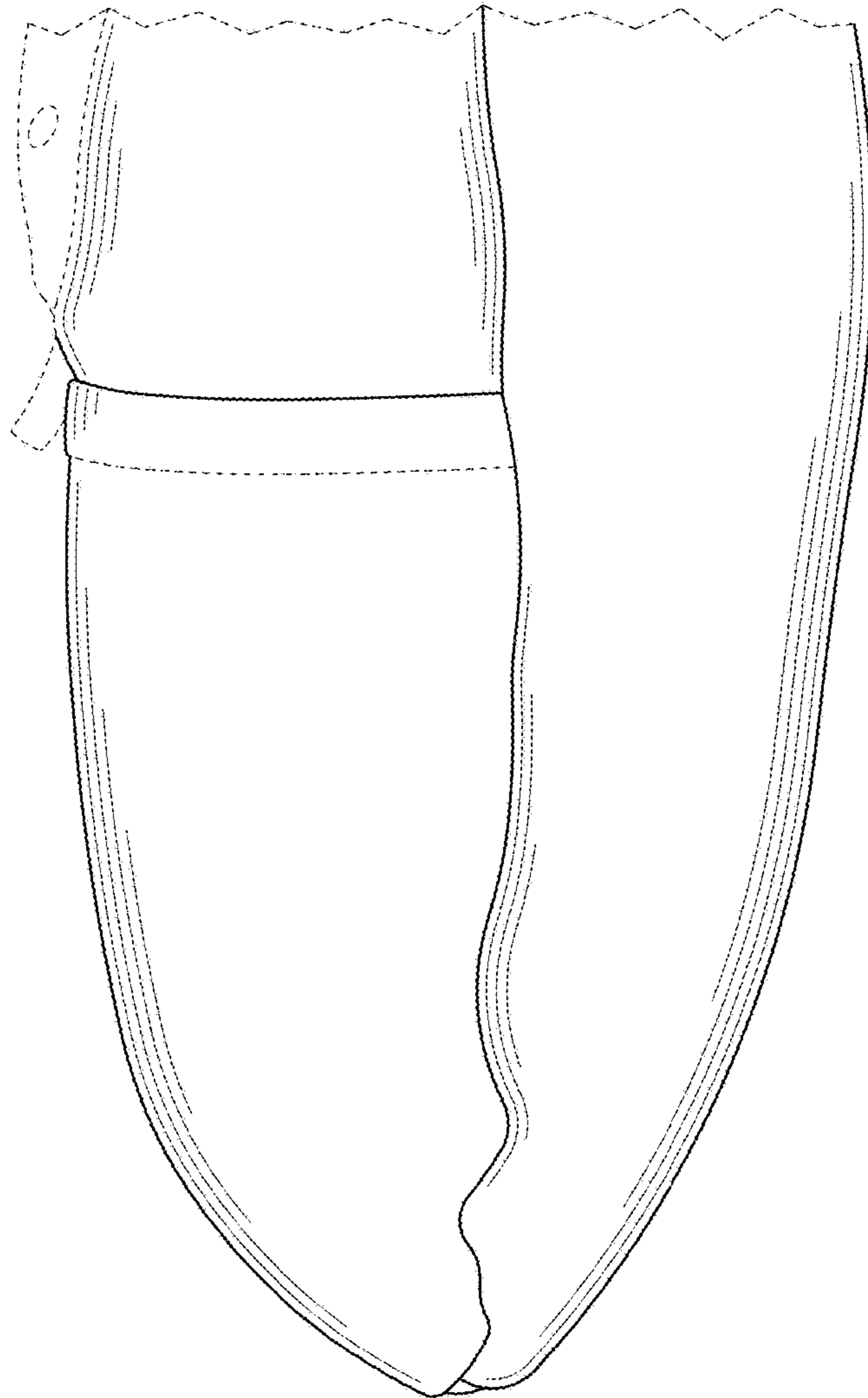


FIG. 6

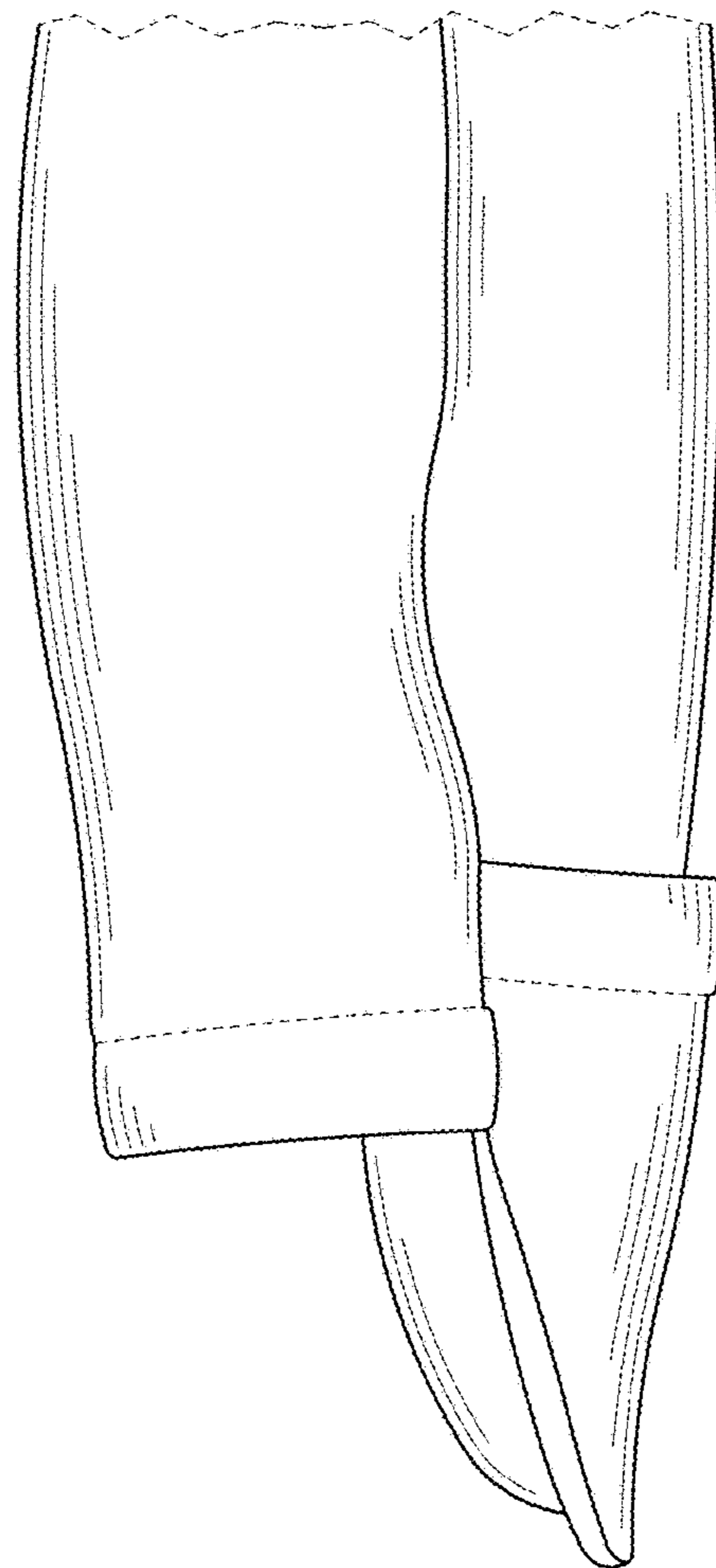


FIG. 7

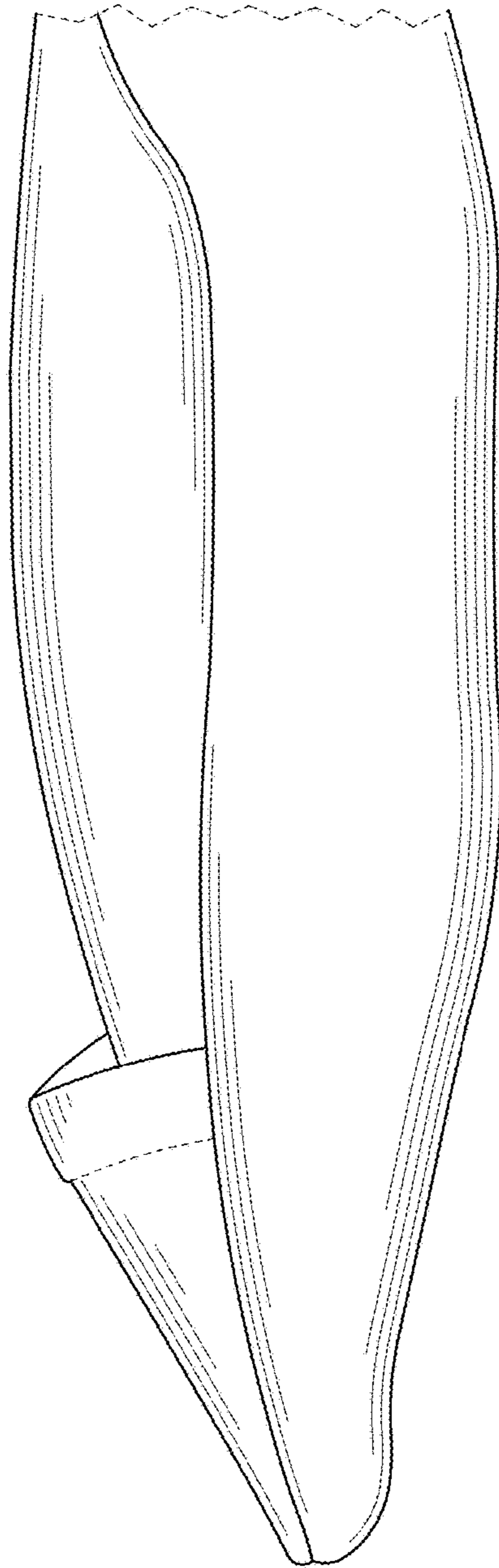


FIG. 8

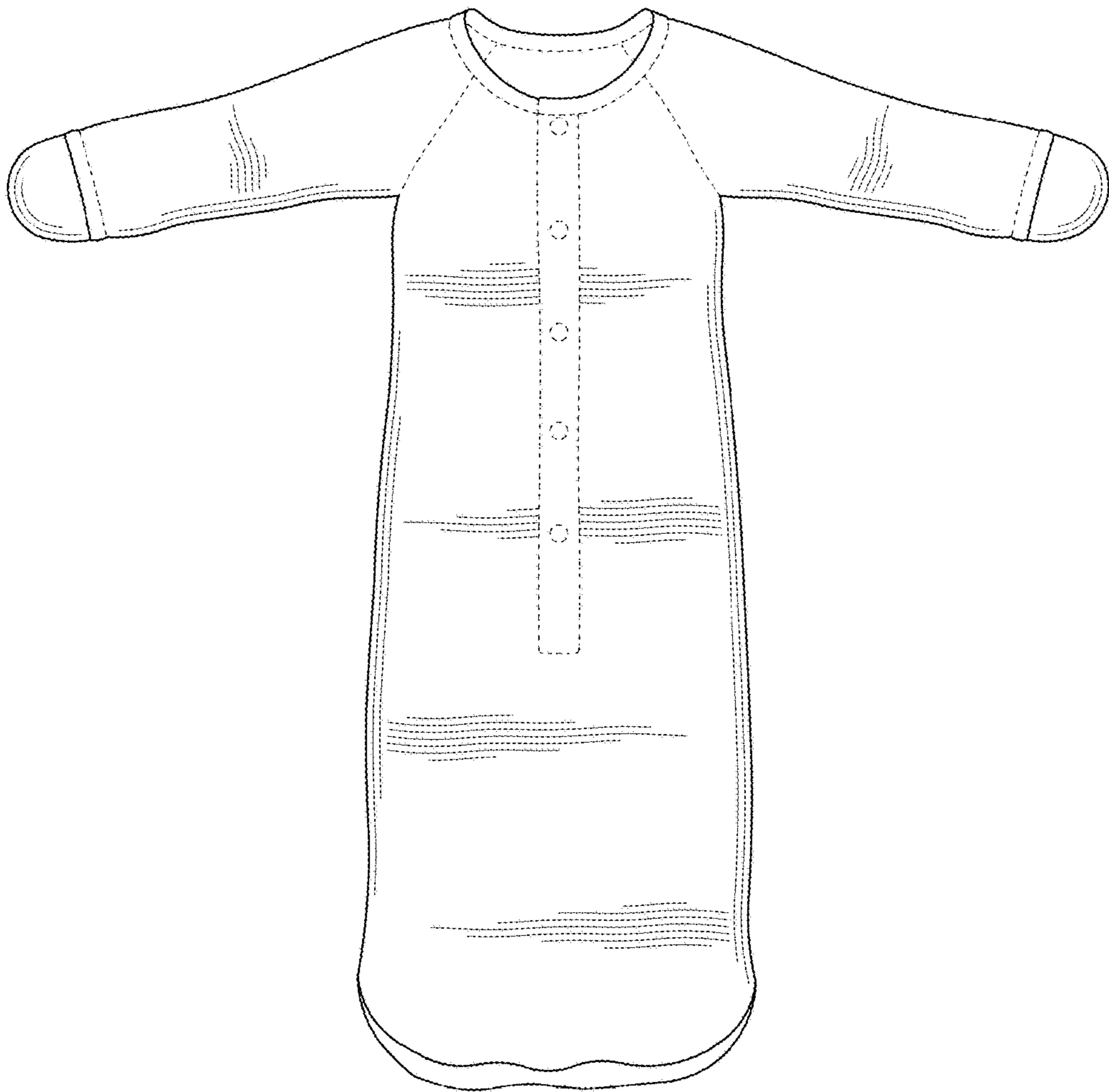


FIG. 9

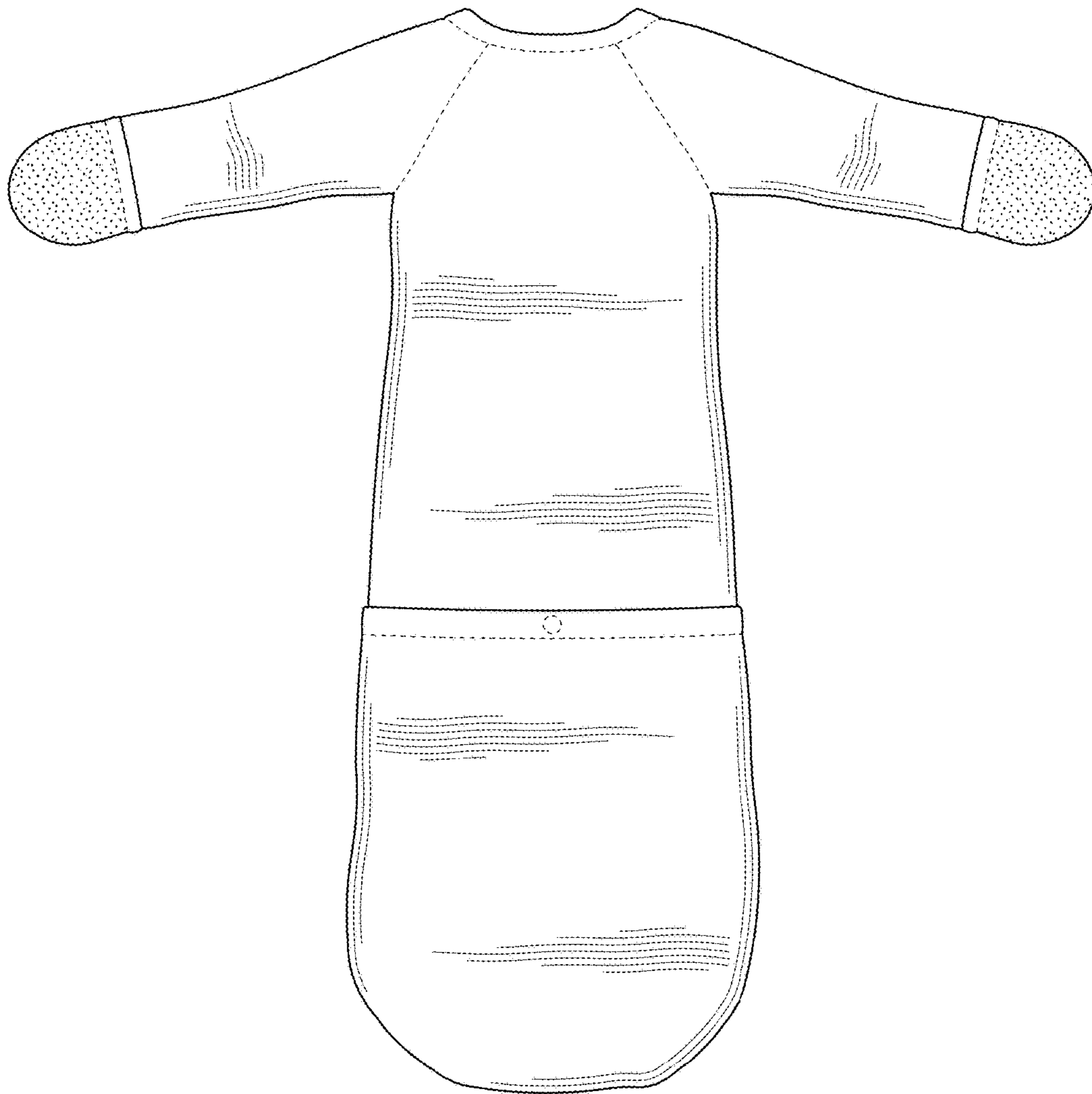


FIG. 10

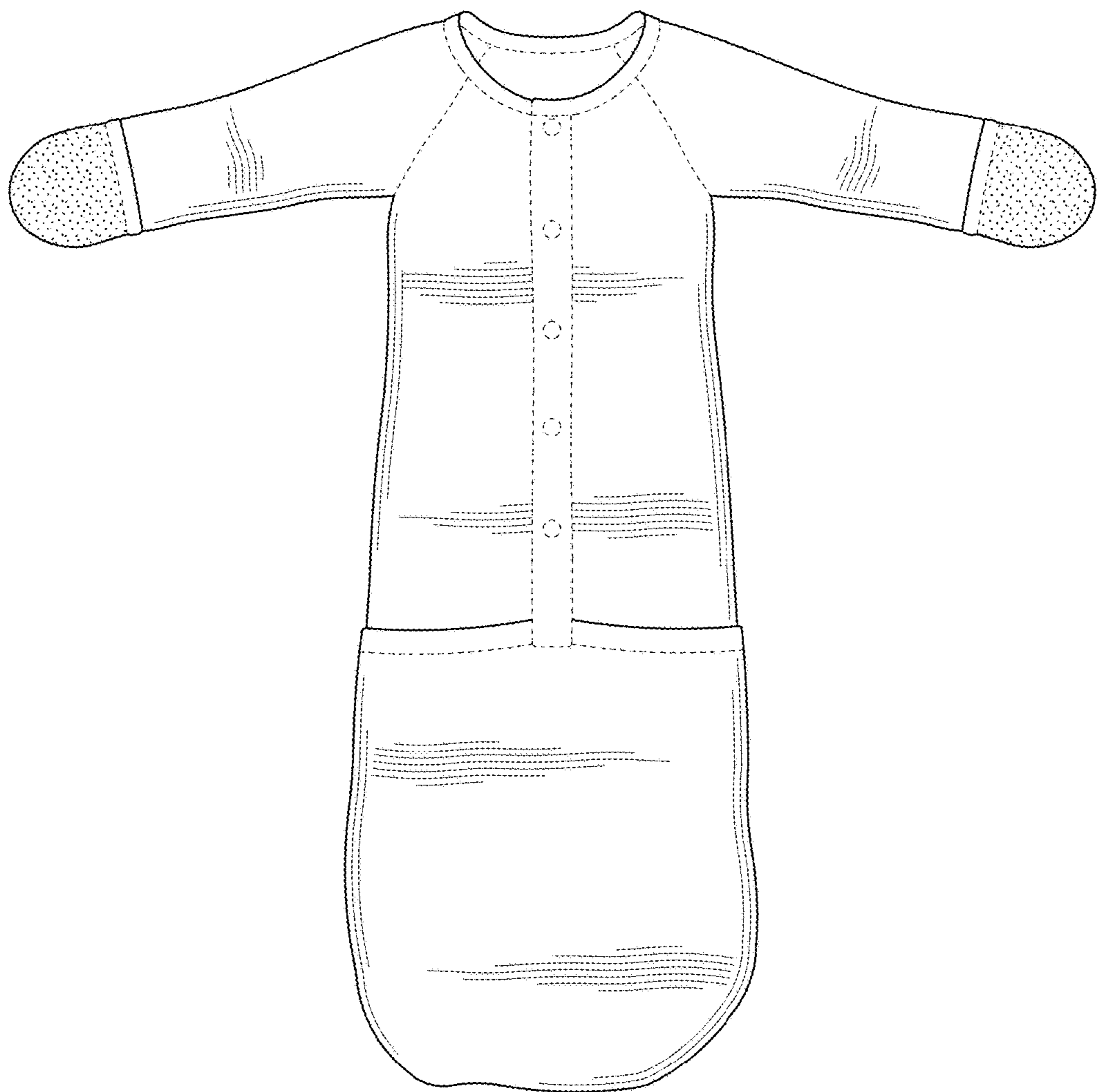


FIG. 11

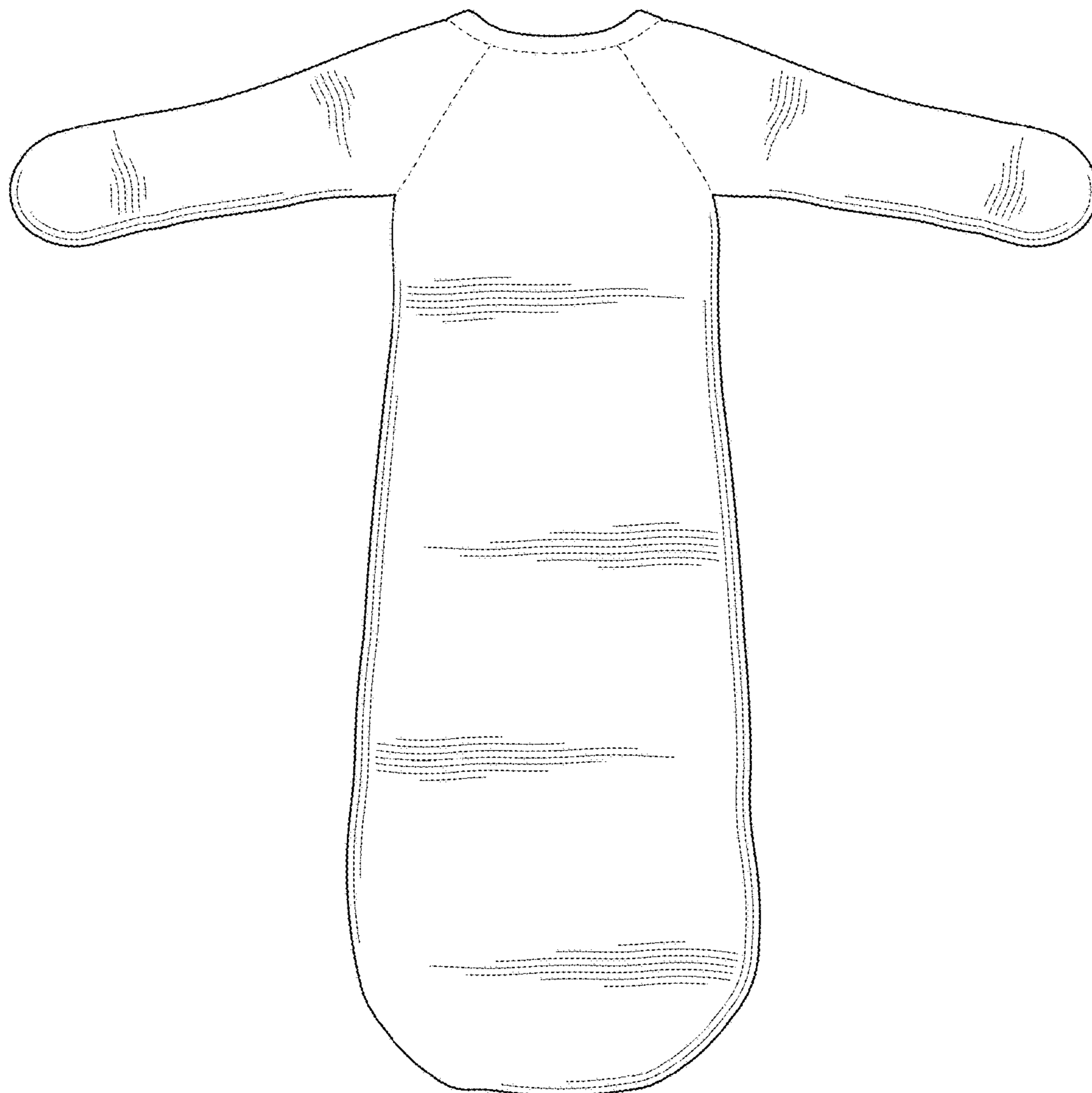


FIG. 12

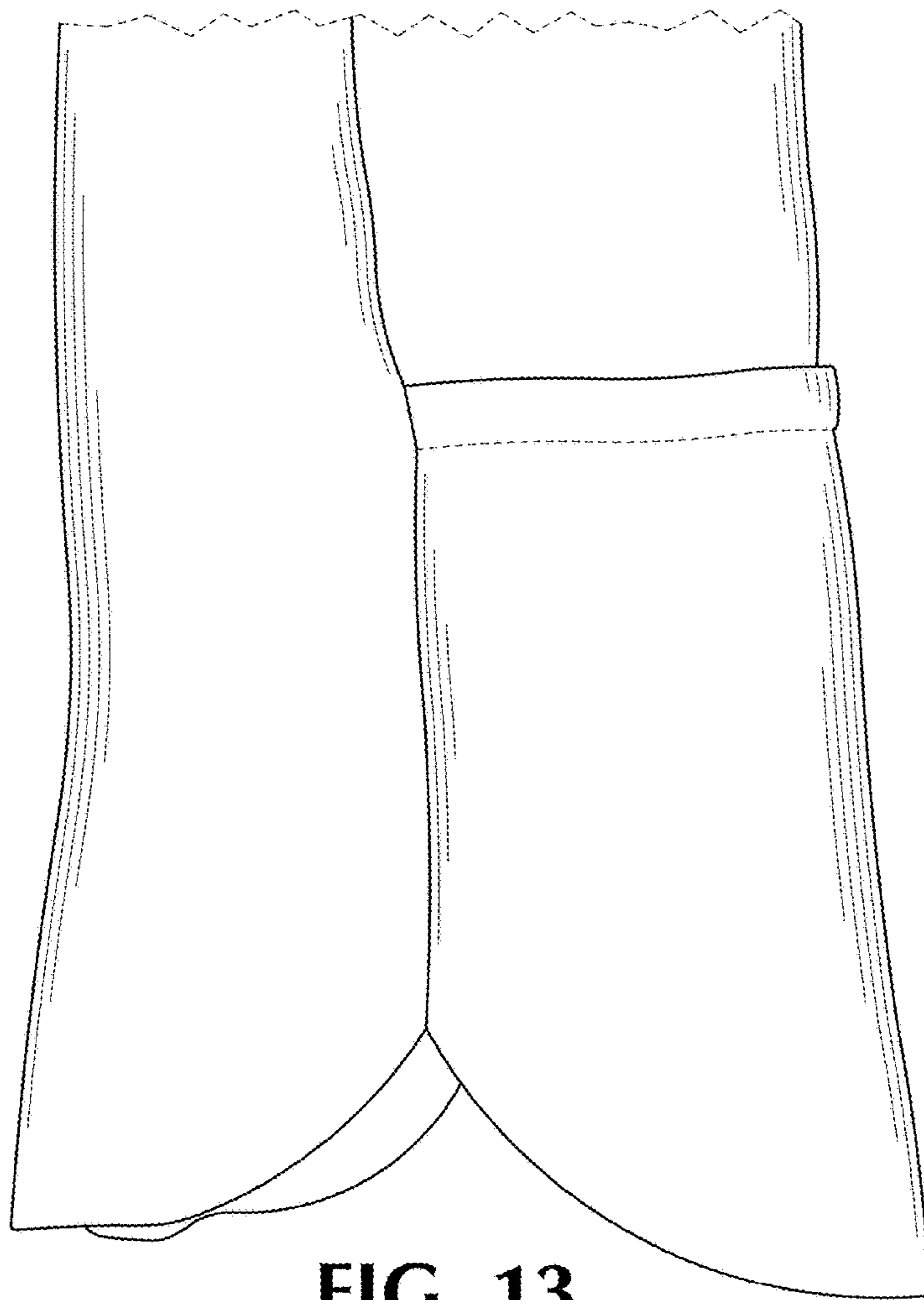


FIG. 13

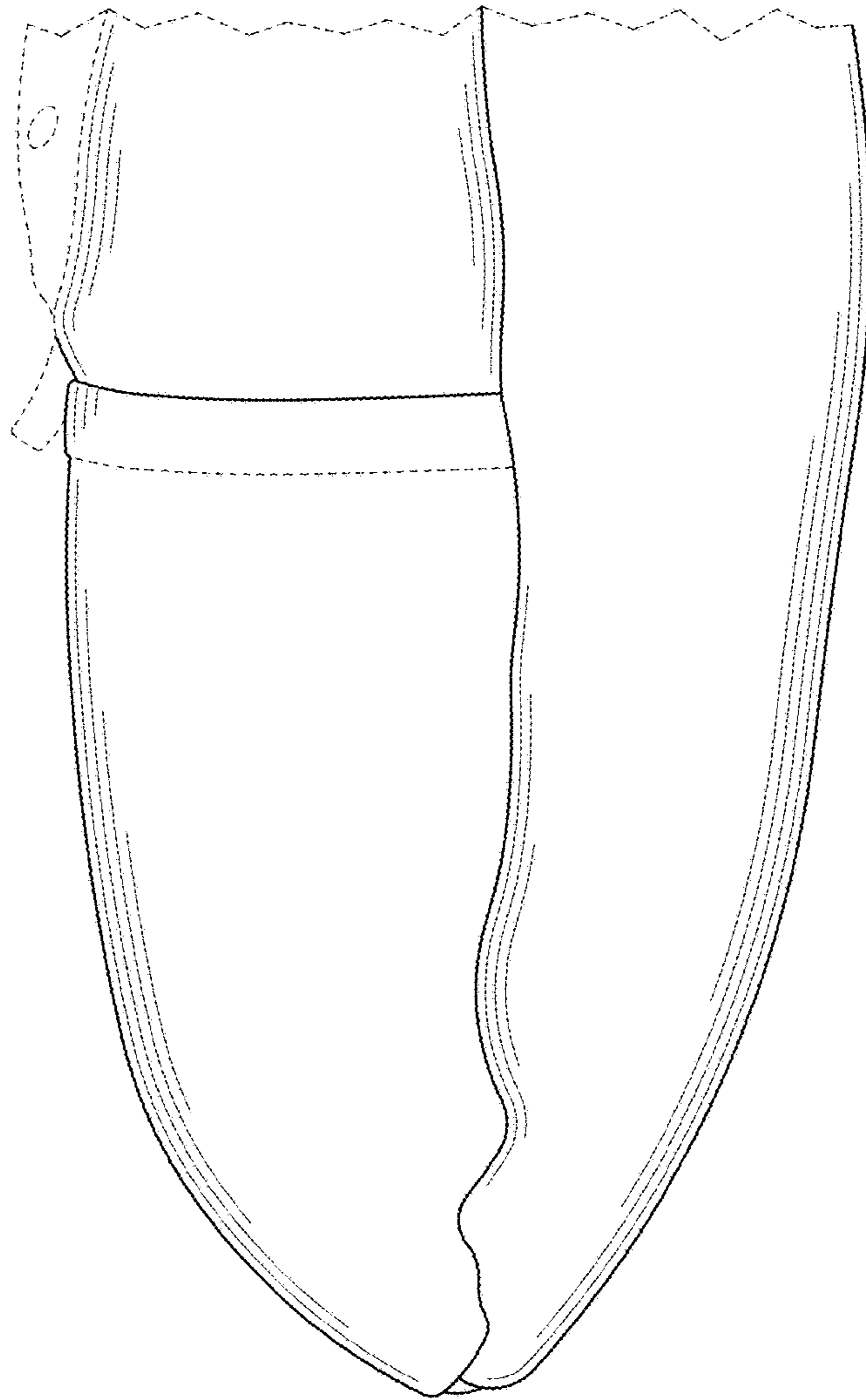


FIG. 14

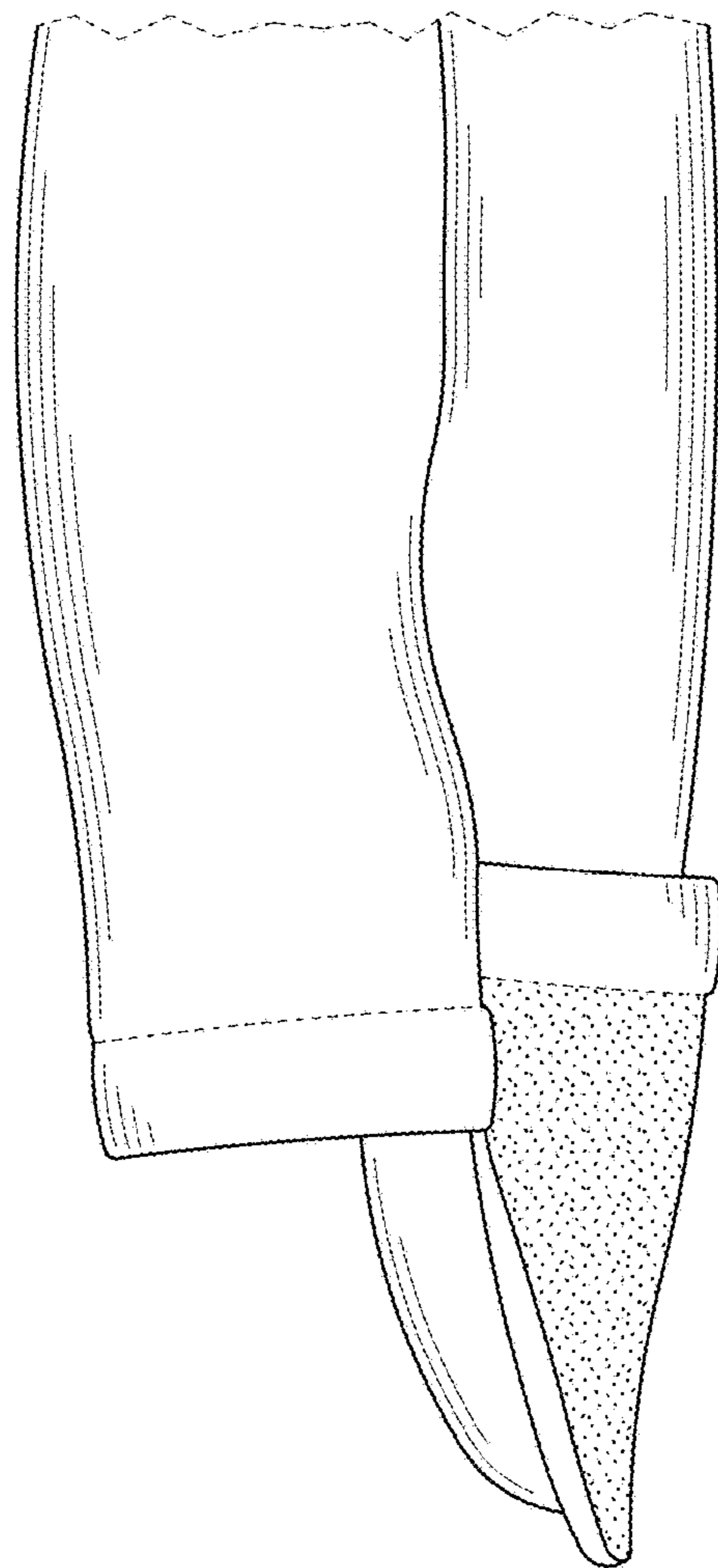


FIG. 15

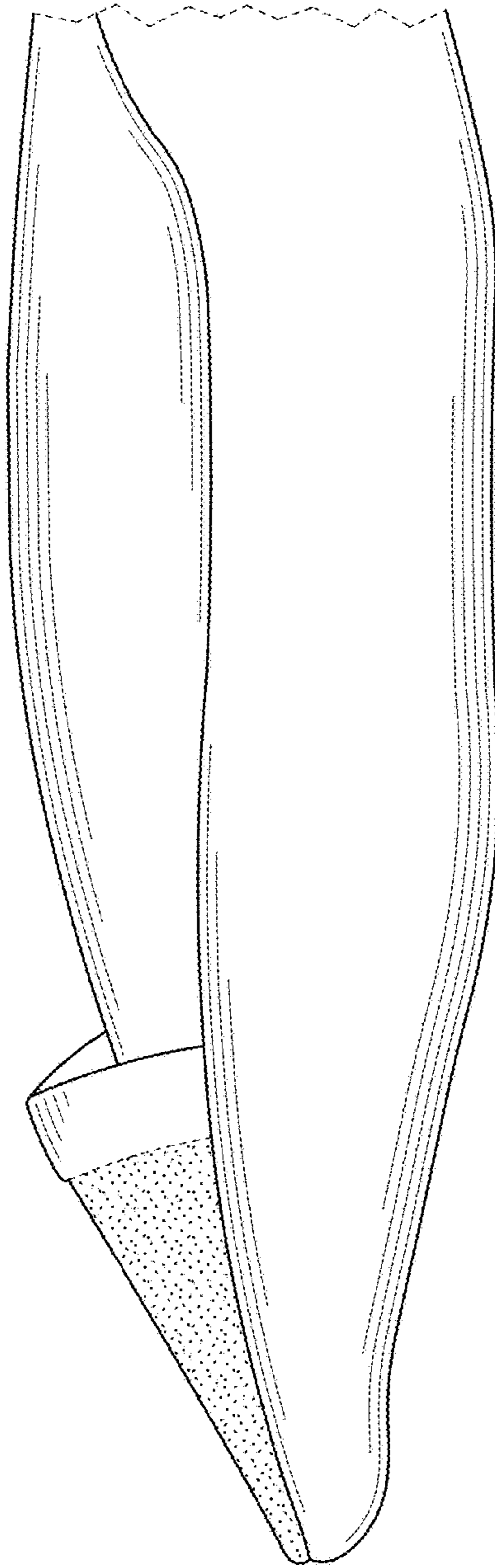


FIG. 16