



US00D801609S

(12) **United States Design Patent** (10) **Patent No.:** **US D801,609 S**
Cello (45) **Date of Patent:** **** Oct. 31, 2017**

- (54) **WATER DUMPING CONTAINER**
- (71) Applicant: **Philip Craig Cello**, Fairfield, CA (US)
- (72) Inventor: **Philip Craig Cello**, Fairfield, CA (US)
- (**) Term: **15 Years**
- (21) Appl. No.: **29/571,696**
- (22) Filed: **Jul. 20, 2016**
- (51) **LOC (10) Cl.** **07-07**
- (52) **U.S. Cl.**
 USPC **D32/53; D21/811**
- (58) **Field of Classification Search**
 USPC **D32/53-54; 220/904, 659, 669, 752, 220/753; 15/264; D21/811**
 CPC **B65D 1/42; B65D 25/32; A47L 13/58; A63G 31/007**
 See application file for complete search history.

- 6,210,287 B1 * 4/2001 Briggs A63G 31/00
 273/394
 D608,066 S * 1/2010 Pearl D32/53
 D642,646 S * 8/2011 Irvine D21/811
 D703,897 S * 4/2014 Holding D32/53
 D720,512 S * 12/2014 Braime D32/53
 D742,610 S * 11/2015 Arvinte D32/53.1
 9,517,420 B2 * 12/2016 White A63G 31/007

* cited by examiner

Primary Examiner — Robin V Webster
 (74) *Attorney, Agent, or Firm* — John C. Merchant

(57) **CLAIM**

I claim the ornamental design for the water dumping container, as shown and described.

DESCRIPTION


FIG. 1 is a back side view of the water dumping container. FIG. 2 is a front side view of the water dumping container. FIG. 3 is a right side view of the water dumping container. FIG. 4 is a left side view of the water dumping container. FIG. 5 is a top view of the water dumping container; and, FIG. 6 is bottom view of the water dumping container. The broken line showing of indicia is included for the purpose of illustrating environment and forms no part of the claimed design.

1 Claim, 6 Drawing Sheets

(56) **References Cited**

U.S. PATENT DOCUMENTS

- D334,044 S * 3/1993 Lopatin D21/811
 D339,436 S * 9/1993 Craft, Jr. D3/307
 5,865,680 A * 2/1999 Briggs A63B 9/00
 472/128






Fig. 1




Fig. 2




Fig. 3




Fig. 4

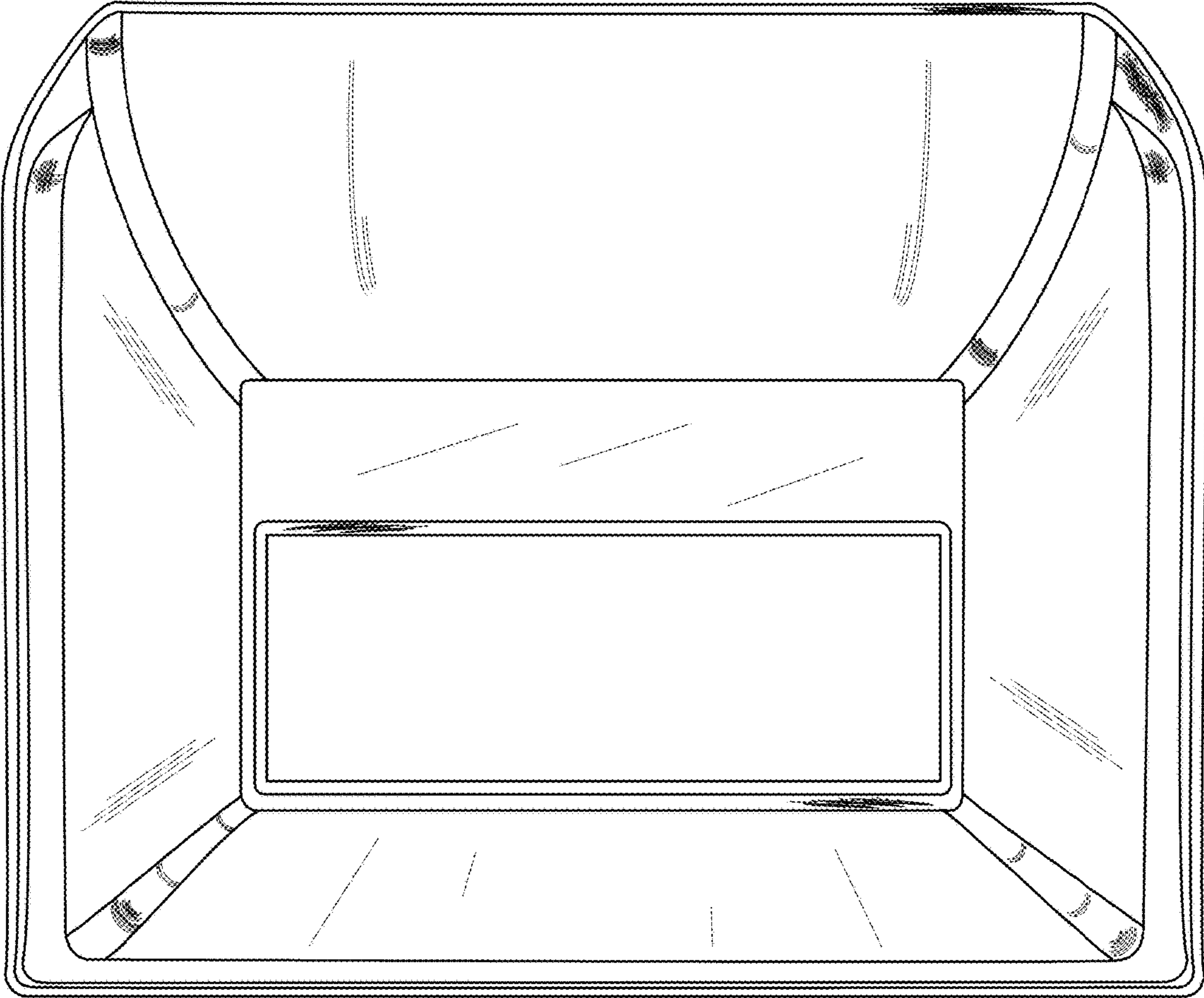


Fig. 5




Fig. 6