



US00D801603S

(12) **United States Design Patent** (10) **Patent No.:** **US D801,603 S**
Fitzgerald et al. (45) **Date of Patent:** **** Oct. 31, 2017**

(54) **CONTAINER FOR CLOTHES WASHING MACHINE**

(71) Applicant: **WHIRLPOOL CORPORATION**,
Benton Harbor, MI (US)

(72) Inventors: **Gregg P. Fitzgerald**, Eau Claire, MI (US); **John M. Hunnell**, Saint Joseph, MI (US); **John W. McConnell**, Saint Joseph, MI (US); **Stephen D. Ostdiek**, Saint Joseph, MI (US); **Dean L. Tietz**, Saint Joseph, MI (US)

(73) Assignee: **Whirlpool Corporation**, Benton Harbor, MI (US)

(**) Term: **15 Years**

(21) Appl. No.: **29/566,842**

(22) Filed: **Jun. 3, 2016**

Related U.S. Application Data

(62) Division of application No. 29/468,208, filed on Sep. 27, 2013, now Pat. No. Des. 761,501.

(51) **LOC (10) Cl.** **15-05**

(52) **U.S. Cl.**
USPC **D32/6**

(58) **Field of Classification Search**
USPC D32/1, 5, 6, 8, 25, 28, 29, 40; D5/43, D5/44, 47, 53, 57, 61, 99; 34/82, 602, 34/596, 59; 68/23.4, 24, 3 R, 142, 58, 68/139

CPC D06F 21/10; D06F 21/02; D06F 21/00; D06F 21/12; D06F 21/04; D06F 21/06; D06F 21/08; D06F 23/02; D06F 23/06; D06F 23/025; D06F 23/04; D06F 23/065; D06F 35/00

See application file for complete search history.

(56) **References Cited**

U.S. PATENT DOCUMENTS

7,169,458	B2 *	1/2007	Underhill	B31F 1/07 162/109
D551,406	S *	9/2007	Caruso	D32/40
D627,941	S *	11/2010	Cocchioni	D32/40
D748,356	S *	1/2016	Tietz	D32/29
D753,357	S *	4/2016	Song	D32/29
D761,501	S *	7/2016	Fitzgerald	D32/6
D779,141	S *	2/2017	Spitaletta	D32/40
2010/0116005	A1 *	5/2010	Jung	A47L 15/4251 68/212
2014/0189961	A1 *	7/2014	He	D06F 35/00 8/137

* cited by examiner

Primary Examiner — Susan Bennett Hattan

Assistant Examiner — Rebecca Tsehaye

(57) **CLAIM**

The ornamental design for a container for clothes washing machine, as shown and described.

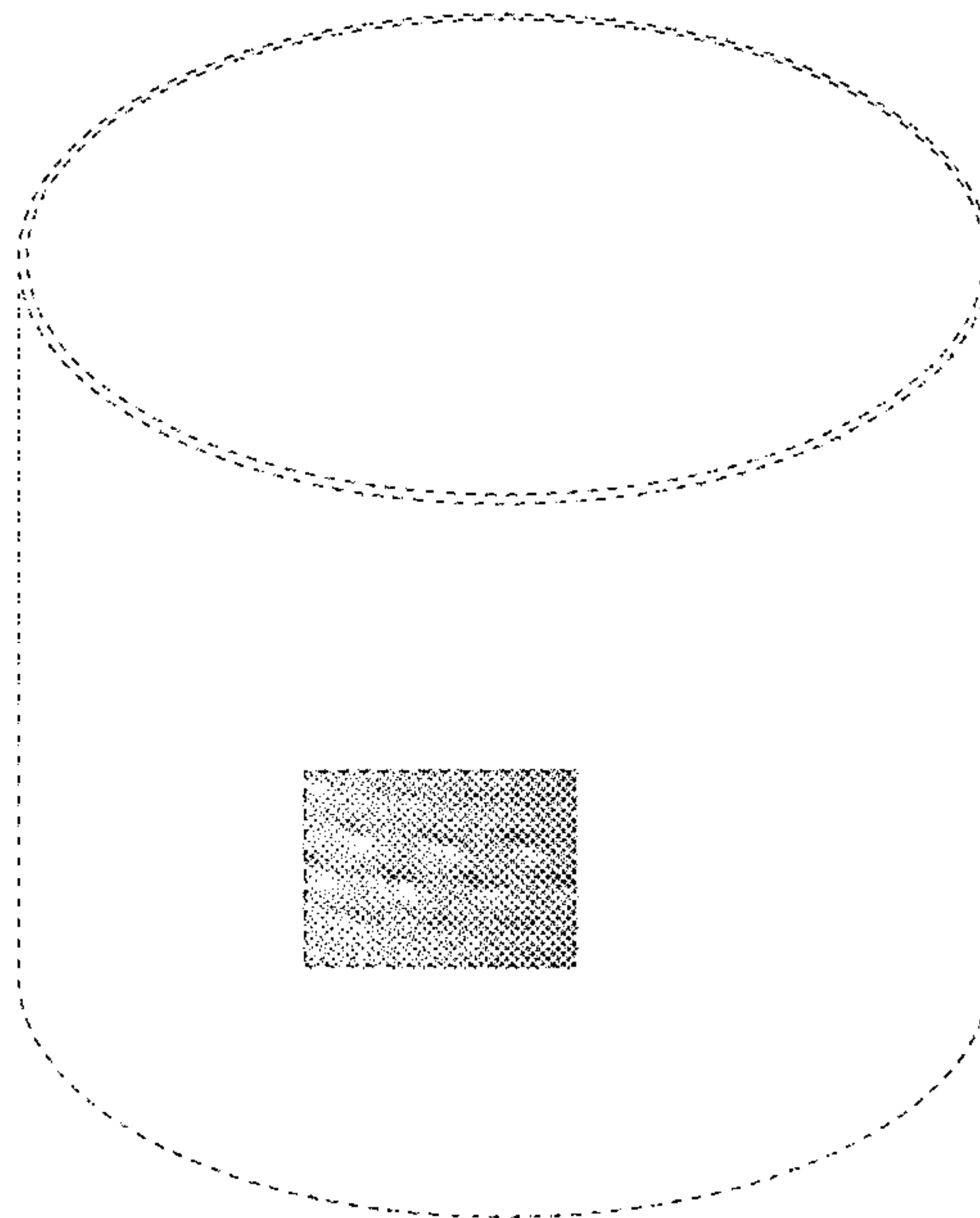
DESCRIPTION

FIG. 1 is a perspective view of a container for a clothes washing machine; and,

FIG. 2 is a side view of the container from FIG. 1.

The broken lines in the drawings depict the boundary of the claim. It is understood that the claim extends to the boundary, but that the boundary forms no part of the claimed design. Only one side view is shown since the container is cylindrical and the textured pattern will appear the same in other side views.

1 Claim, 2 Drawing Sheets



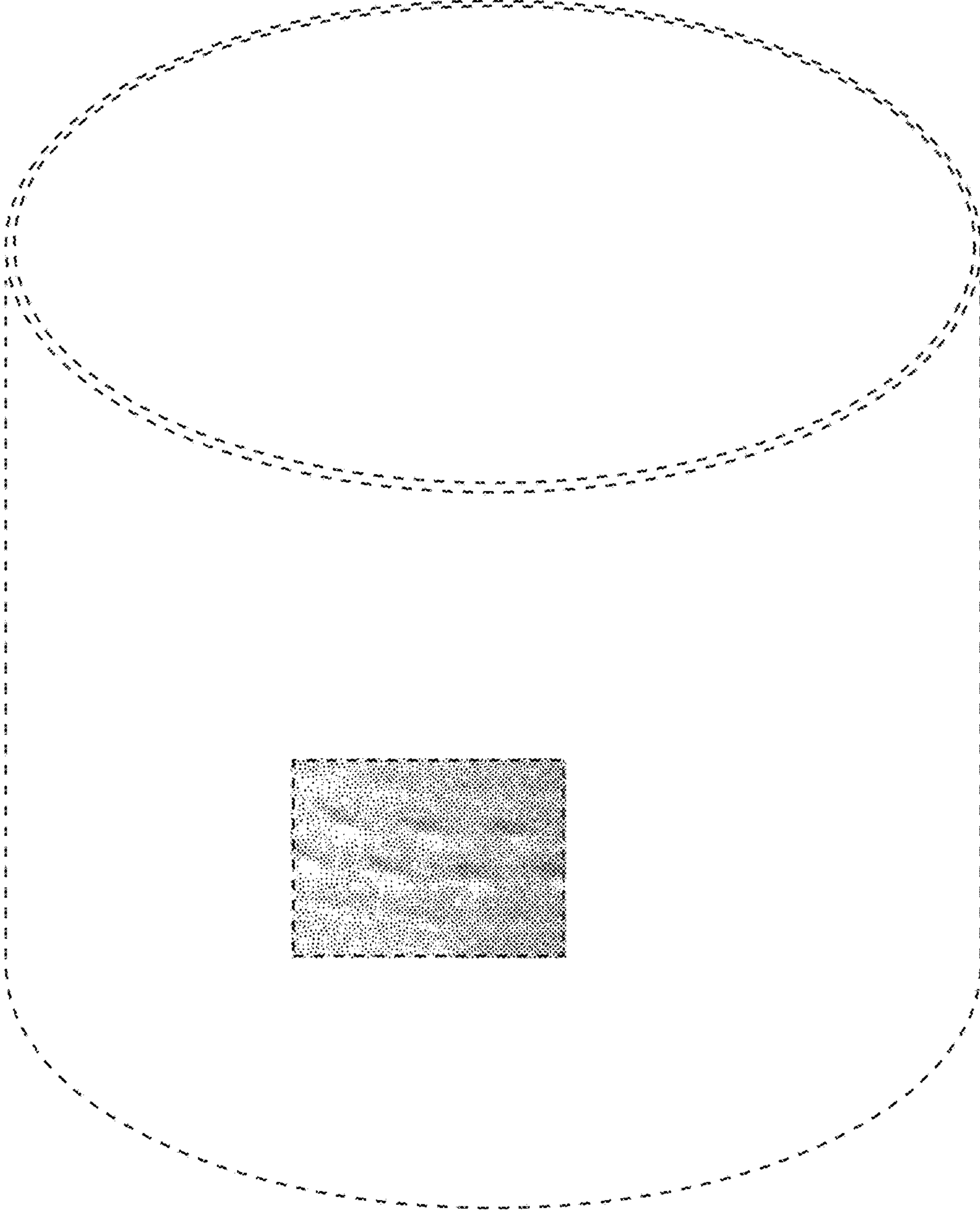


FIG. 1




FIG. 2