



US00D801600S

(12) **United States Design Patent**
Kim et al.

(10) **Patent No.:** **US D801,600 S**

(45) **Date of Patent:** **** Oct. 31, 2017**

(54) **DISHWASHER**

(71) Applicant: **Samsung Electronics Co., Ltd.**,
Suwon-si (KR)

(72) Inventors: **Daejong Kim**, Seoul (KR); **Sei-ill Jeon**, Gimpo-si (KR)

(73) Assignee: **SAMSUNG ELECTRONICS CO., LTD.**, Suwon-si (KR)

(**) Term: **15 Years**

(21) Appl. No.: **29/554,847**

(22) Filed: **Feb. 16, 2016**

(30) **Foreign Application Priority Data**

Sep. 3, 2015 (KR) 30-2015-0044686

(51) **LOC (10) Cl.** **15-05**

(52) **U.S. Cl.**
USPC **D32/2**

(58) **Field of Classification Search**
USPC D32/1, 2; D15/91; D7/405-406
CPC .. A47L 15/00; A47L 15/0002; A47L 15/0005;
A47L 15/0007; A47L 15/0076
See application file for complete search history.

(56) **References Cited**

U.S. PATENT DOCUMENTS

D443,735 S * 6/2001 Jeong D32/2
D495,102 S * 8/2004 Kaczmarek D32/3
D521,195 S * 5/2006 Park D32/2
D540,497 S * 4/2007 Song D32/2
D559,478 S * 1/2008 Jung D32/2
D571,062 S * 6/2008 Suh D32/2
D577,869 S * 9/2008 Tartan D32/2
7,758,705 B2 * 7/2010 Ahn A47L 15/0049
134/102.1
D622,914 S * 8/2010 Crookshanks D32/3

D622,915 S * 8/2010 Crookshanks D32/3
D627,939 S * 11/2010 Kim D32/2
D646,141 S * 10/2011 Jeon D8/316
8,317,936 B2 * 11/2012 Woo A47L 15/0002
134/104.2
D672,101 S * 12/2012 Eng D32/3
D680,809 S * 4/2013 Kim D7/402
D681,290 S * 4/2013 Eng D32/3
D688,518 S * 8/2013 Baek D7/402
D701,415 S * 3/2014 Sin D7/349
D702,897 S * 4/2014 Eng D32/3
D703,395 S * 4/2014 Choi D32/2
8,696,828 B2 * 4/2014 Classen A47L 15/0055
134/18
8,728,248 B2 * 5/2014 Boyer A47L 15/4202
134/56 D
D720,100 S * 12/2014 Roberson D32/3
D730,593 S * 5/2015 Eng D32/3
D743,118 S * 11/2015 Lee D32/2

(Continued)

Primary Examiner — Michael A. Pratt
Assistant Examiner — Michelle E Wilson
(74) *Attorney, Agent, or Firm* — McAndrews Held & Malloy, Ltd.

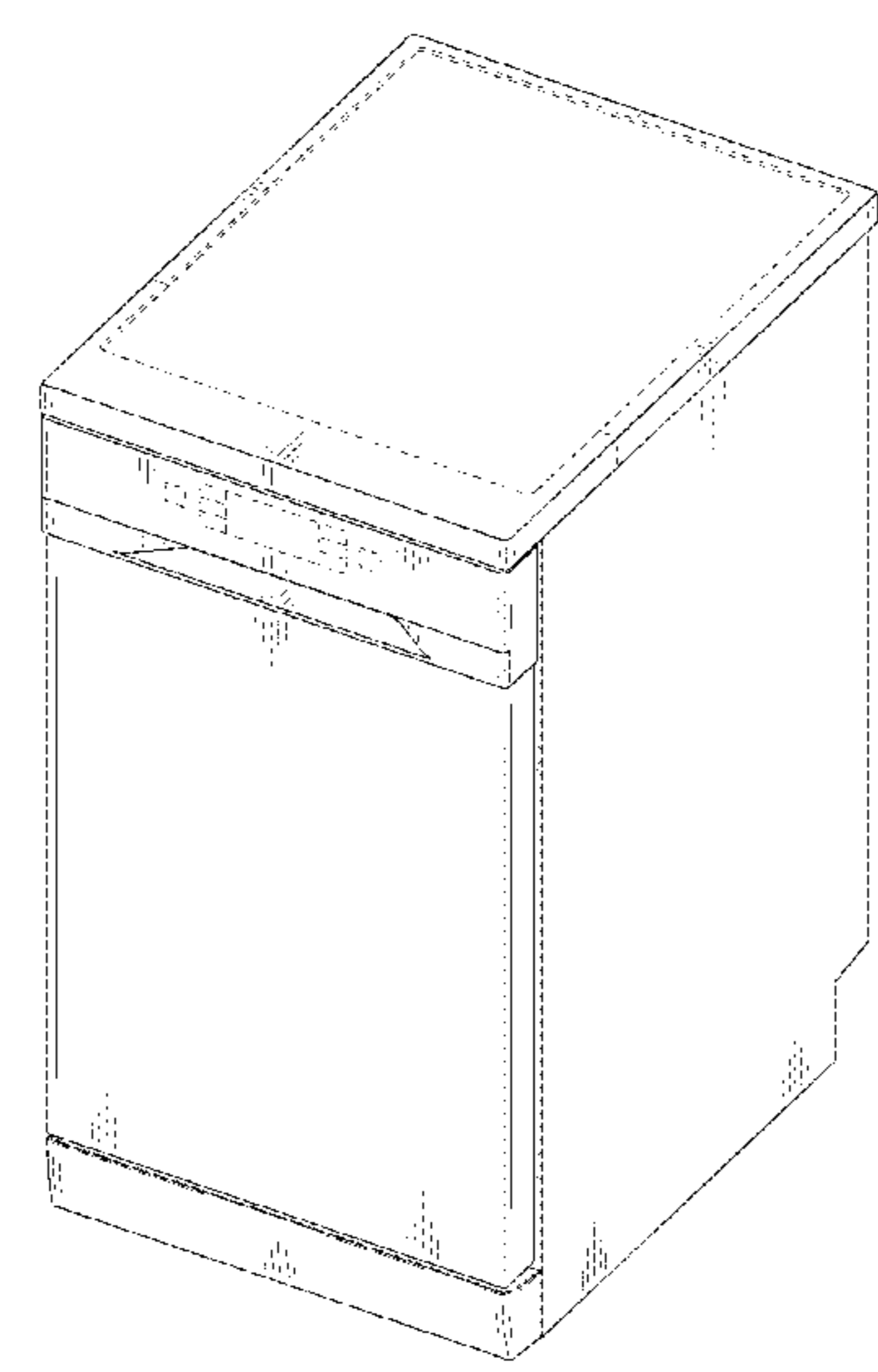
(57) **CLAIM**

The ornamental design for a dishwasher, as shown and described.

DESCRIPTION

FIG. 1 is a front perspective view of a dishwasher showing our new design;
FIG. 2 is a front elevation view thereof;
FIG. 3 is a rear elevation view thereof;
FIG. 4 is a left-side elevation view thereof;
FIG. 5 is a right-side elevation view thereof;
FIG. 6 is a top plan view thereof; and,
FIG. 7 is a bottom plan view thereof.
The dashed broken lines in the figures depict portions of the dishwasher that form no part of the claimed design.

1 Claim, 7 Drawing Sheets



(56)

References Cited

U.S. PATENT DOCUMENTS

D746,003	S	*	12/2015	Shin	D32/2
D760,452	S	*	6/2016	Roberson	D32/2
D762,334	S	*	7/2016	Kim	D32/3
D779,262	S	*	2/2017	Kim	D7/348
D781,097	S	*	3/2017	Kim	D7/348
D787,878	S	*	5/2017	Kim	D7/348
D787,879	S	*	5/2017	Kim	D7/348
2011/0146715	A1	*	6/2011	Rolek	A47L 15/0021 134/18
2011/0146734	A1	*	6/2011	Rappette	A47L 15/22 134/198
2013/0000674	A1	*	1/2013	Ferragut, II	A47L 15/0047 134/18

* cited by examiner

FIG. 1

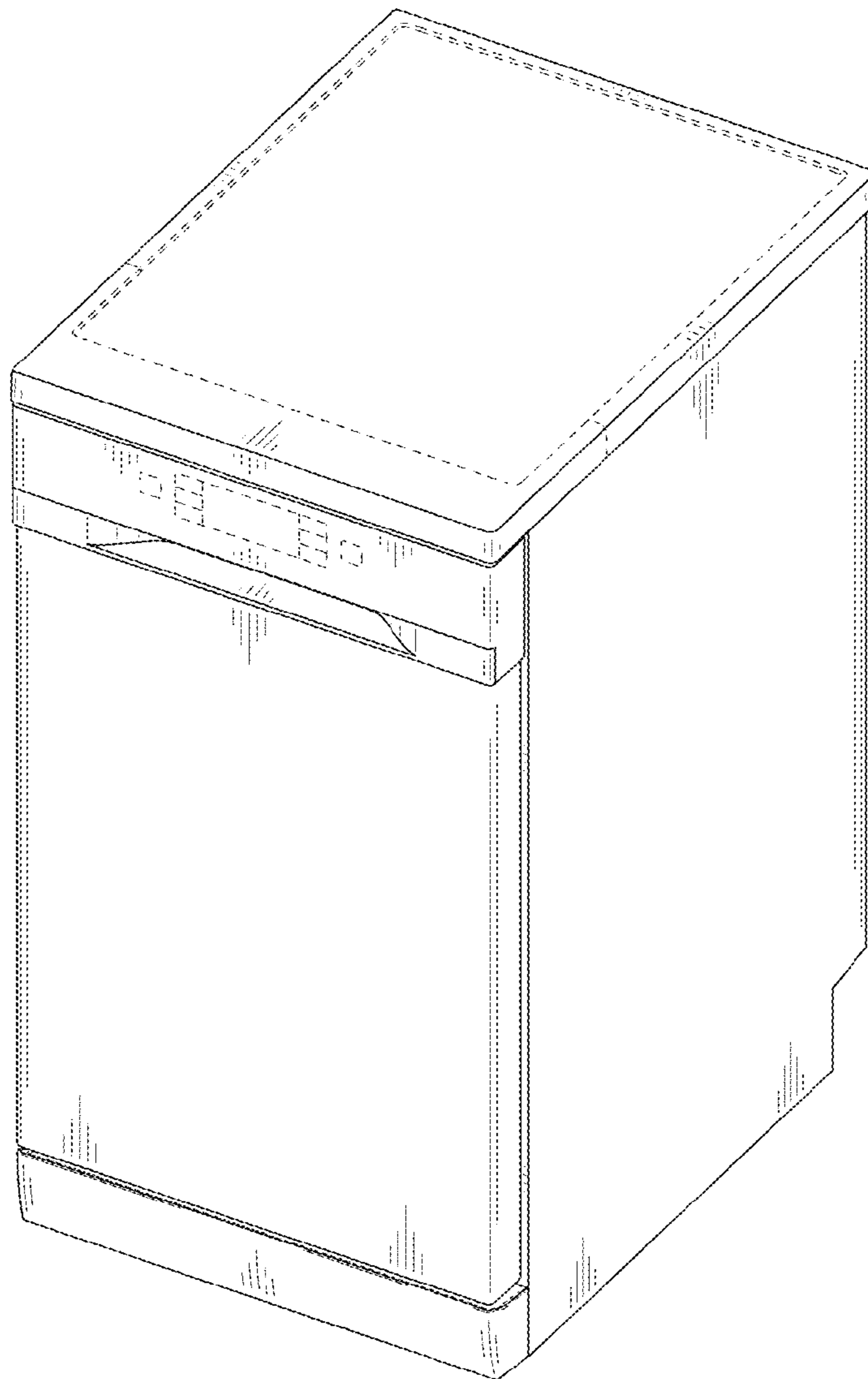


FIG. 2




FIG. 3




FIG. 4




FIG. 5




FIG. 6




FIG. 7

