



US00D801597S

(12) **United States Design Patent** (10) **Patent No.:** **US D801,597 S**
Ulery (45) **Date of Patent:** **** Oct. 31, 2017**

(54) **FISH AND GAME TAG**
(71) Applicant: **William Ulery**, Auburn, IL (US)
(72) Inventor: **William Ulery**, Auburn, IL (US)
(**) Term: **15 Years**
(21) Appl. No.: **29/552,751**
(22) Filed: **Jan. 26, 2016**
(51) **LOC (10) Cl.** **30-08**
(52) **U.S. Cl.**
USPC **D30/155**
(58) **Field of Classification Search**
USPC D30/155; 40/301-302, 665; 24/3.4, 324;
119/655; 43/4, 4.5; D22/134; D20/27
CPC A01K 11/001; A01K 13/003; A01K 29/00;
A01K 61/90; A44C 15/0015; G09F 3/00;
G09F 3/04
See application file for complete search history.

4,790,090 A 12/1988 Sharber
D337,255 S * 7/1993 Novelli, Sr. D30/155
5,761,843 A 6/1998 Lynch et al.
6,546,652 B1 * 4/2003 Gardner A01K 11/001
119/655
6,578,982 B1 * 6/2003 Lynch A44C 15/0015
D11/3
6,862,834 B2 3/2005 Basch
D660,740 S * 5/2012 Cullen D11/3
8,701,317 B2 * 4/2014 Le Devehat A01K 11/001
40/302
2003/0015149 A1 1/2003 Krey et al.
2015/0122197 A1 5/2015 Kellerby et al.

FOREIGN PATENT DOCUMENTS

WO WO2011046619 4/2011

* cited by examiner

Primary Examiner — Catherine R Oliver-Garcia

(57) **CLAIM**

The ornamental design for a fish and game tag, as shown and described.

DESCRIPTION

FIG. 1 is a front view of a fish and game tag showing my new design, a rear view being a mirror image thereof; FIG. 2 is a left side view of the fish and game tag; FIG. 3 is a right side view of the fish and game tag; FIG. 4 is a top view of the fish and game tag; FIG. 5 is a bottom view of the fish and game tag; and, FIG. 6 is a top front side perspective view of the fish and game tag.

1 Claim, 3 Drawing Sheets

(56) **References Cited**
U.S. PATENT DOCUMENTS
1,742,649 A 1/1930 Eastman
3,184,874 A * 5/1965 Schofield A01K 11/00
D30/155
D213,836 S * 4/1969 Brierley D30/155
4,184,453 A 1/1980 Ritchey
4,198,772 A * 4/1980 Furutu G09F 3/00
40/302
4,579,085 A * 4/1986 McGuire A01K 11/001
119/655
4,739,565 A * 4/1988 Reggers G09F 3/04
40/301
D299,151 S * 12/1988 Rietmann D20/27





FIG. 1

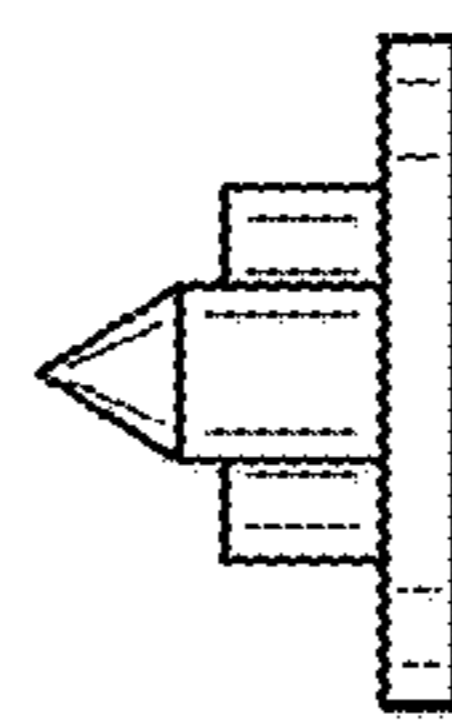


FIG. 2

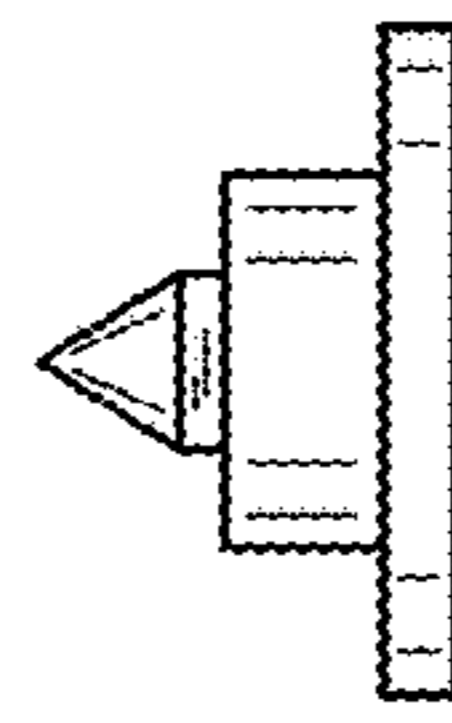


FIG. 3

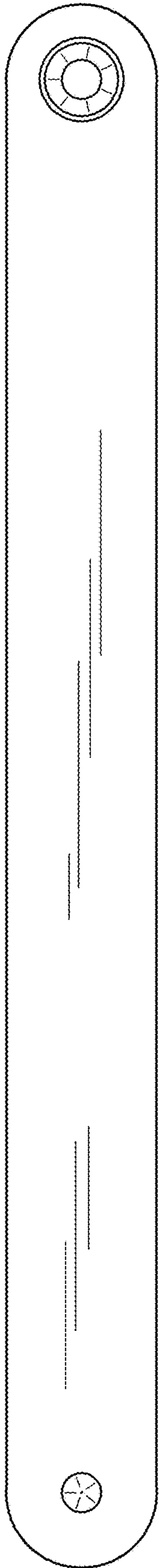


FIG. 4




FIG. 5

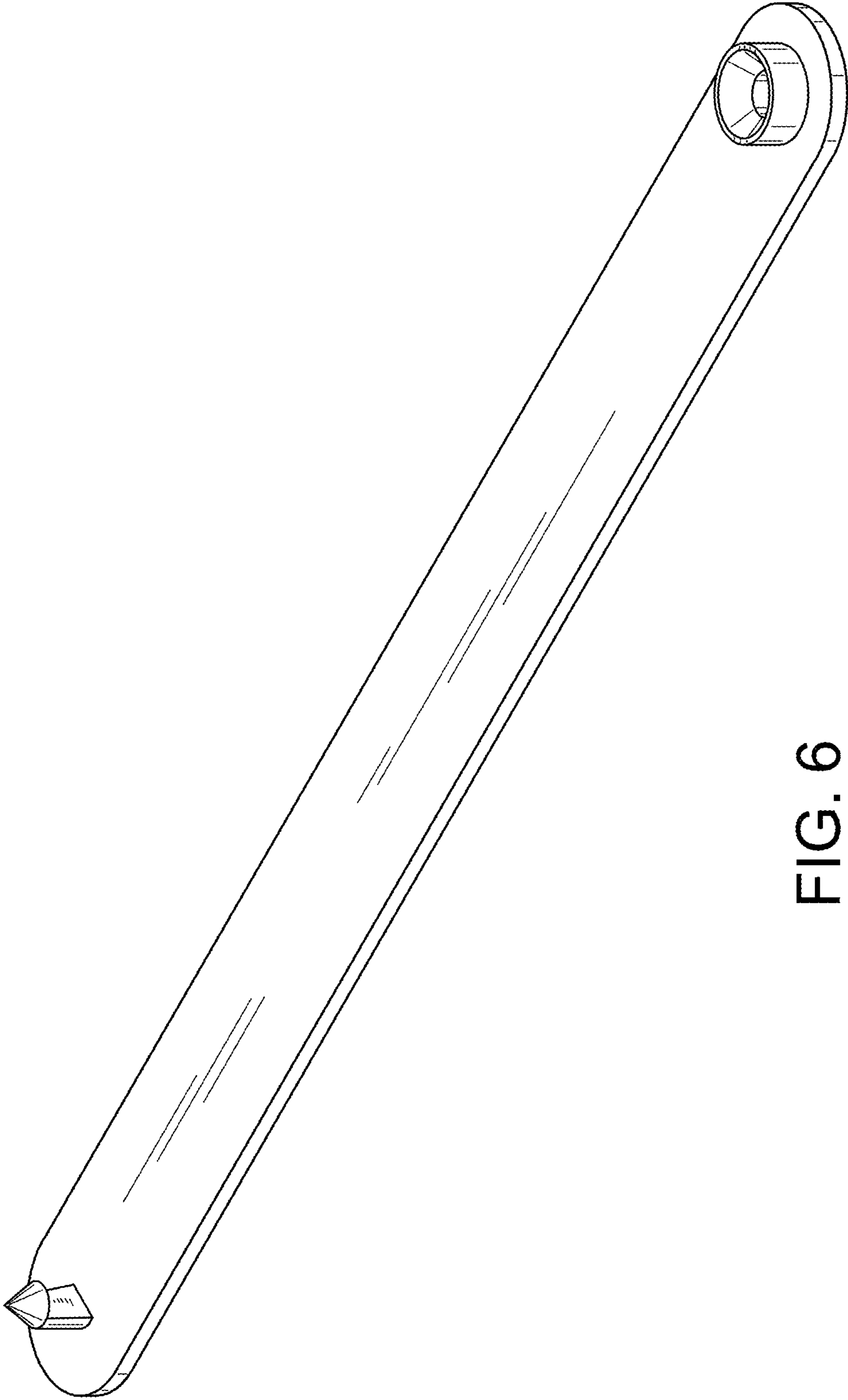


FIG. 6