



US00D801560S

(12) **United States Design Patent** (10) **Patent No.:** **US D801,560 S**
Kinoshita et al. (45) **Date of Patent:** **** Oct. 31, 2017**

(54) **REAR COMBINATION LAMP FOR AN AUTOMOBILE**

D553,269 S * 10/2007 Pfeiffer D26/28
D570,015 S * 5/2008 Hsu D26/28
D574,524 S * 8/2008 Tomatsu D26/28
D605,793 S * 12/2009 Weil D26/28
D691,299 S * 10/2013 Binder D26/28

(71) Applicants: **Masanori Kinoshita**, Nagoya (JP);
Kazumi Kowaki, Nisshin (JP); **Ke Xu**,
Kariya (JP)

(72) Inventors: **Masanori Kinoshita**, Nagoya (JP);
Kazumi Kowaki, Nisshin (JP); **Ke Xu**,
Kariya (JP)

(73) Assignee: **Toyota Jidosha Kabushiki Kaisha** (JP)

(**) Term: **15 Years**

(21) Appl. No.: **29/575,357**

(22) Filed: **Aug. 24, 2016**

(30) **Foreign Application Priority Data**

Feb. 26, 2016 (JP) 2016-004187

(51) **LOC (10) Cl.** **26-06**

(52) **U.S. Cl.**
USPC **D26/28**

(58) **Field of Classification Search**
USPC D26/28-36; 362/80-83, 267-269,
362/459-468, 475-478, 485-487
CPC F21S 48/00; F21S 48/10; F21S 48/115;
F21S 48/1233; F21S 48/1266; F21S
48/1388; F21S 48/2268; F21V 21/04
See application file for complete search history.

(56) **References Cited**

U.S. PATENT DOCUMENTS

D549,363 S * 8/2007 Pfeiffer D26/28
D552,769 S * 10/2007 Leclercq D26/28

OTHER PUBLICATIONS

Toyota, Toyota Highlander (2014), at <<http://jp.autoblog.com/photos/2014-toyota-highlander-new-york-2013-photos/>>, Aug. 8, 2013.
Audi, Audi A4 (2013), at <<http://www.autoblog.com/2012/01/03/2013-audi-a4-first-drive-review/>>, Jul. 31, 2013.
Fiat Chrysler Automobile, Jeep Grand Cherokee (2014), at <<http://www.doyleddodge.com>>, Sep. 28, 2013.

* cited by examiner

Primary Examiner — Marcus Jackson

(74) *Attorney, Agent, or Firm* — Saidman DesignLaw Group, LLC

(57) **CLAIM**


The ornamental design for a rear combination lamp for an automobile, as shown and described.

DESCRIPTION

FIG. 1 is a front perspective view of a rear combination lamp for an automobile showing our new design;
FIG. 2 is a front view thereof;
FIG. 3 is a rear view thereof;
FIG. 4 is a left side view thereof;
FIG. 5 is a right side view thereof;
FIG. 6 is a top view thereof; and,
FIG. 7 is a bottom view thereof.

The claimed design is indicated by the relatively dark portions in the figures. The relatively light portions form no part of the claimed design.

1 Claim, 7 Drawing Sheets






FIG. 1




FIG. 2

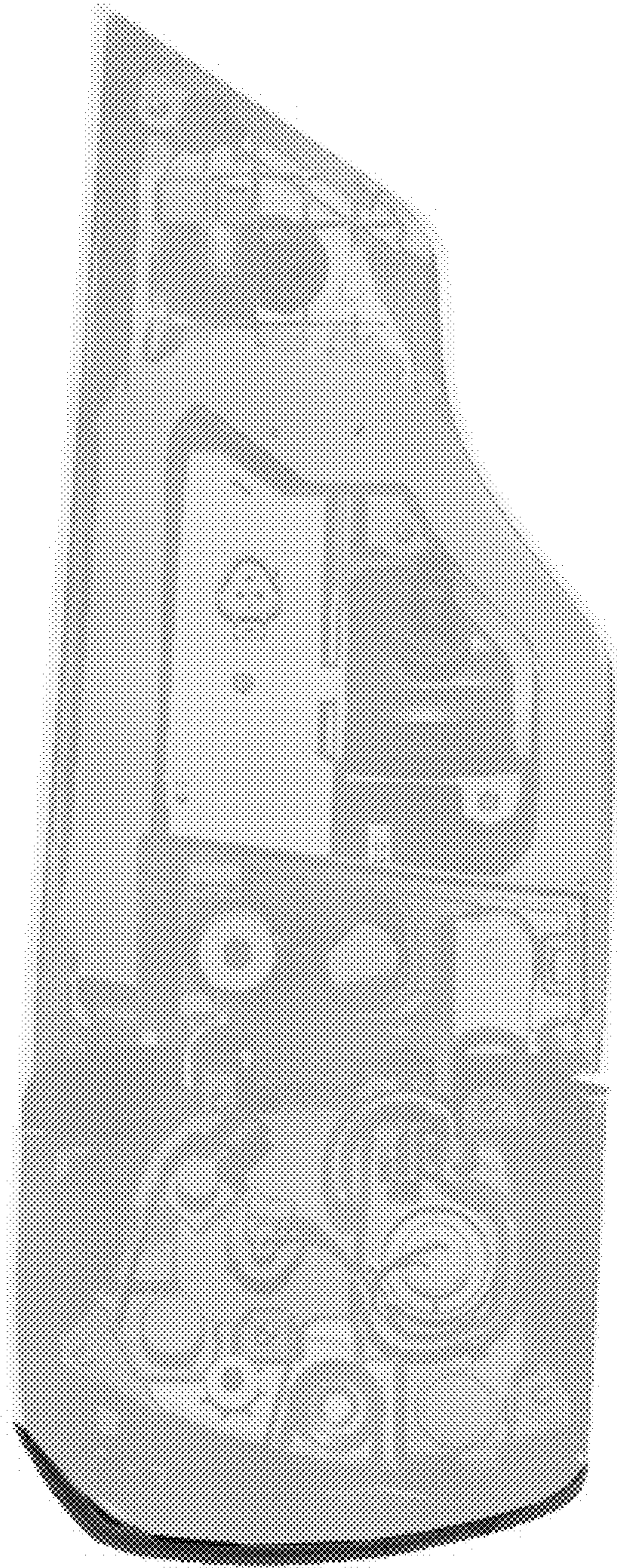


FIG. 3




FIG. 4




FIG. 5



FIG. 6



FIG. 7