



US00D801554S

(12) **United States Design Patent** (10) **Patent No.:** **US D801,554 S**
Conner et al. (45) **Date of Patent:** **** Oct. 31, 2017**

(54) **LIGHT BULB**
(71) Applicant: **Luxapel, LLC**, Portland, OR (US)
(72) Inventors: **Arlie Conner**, Portland, OR (US); **Oke Tammik**, Portland, OR (US)
(73) Assignee: **LUXAPEL, LLC**, Portland, OR (US)
(**) Term: **14 Years**
(21) Appl. No.: **29/516,601**
(22) Filed: **Feb. 4, 2015**
(51) **LOC (10) Cl.** **26-04**
(52) **U.S. Cl.**
USPC **D26/2**
(58) **Field of Classification Search**
USPC D26/1-4; 313/313, 315, 317, 318, 493;
315/52, 53, 56, 57, 58
CPC F21Y 2103/00; F21K 9/27; Y02B 20/341;
Y02B 20/38; H05B 37/0254
See application file for complete search history.

D610,271 S * 2/2010 Bi D26/2
D610,722 S * 2/2010 Bi D26/2
D644,353 S 8/2011 Layevsky et al.
D644,758 S 9/2011 Layevsky et al.
D656,631 S 3/2012 Leahy et al.
D663,049 S * 7/2012 Wada D26/2
D667,155 S 9/2012 Rashidi
8,294,356 B2 * 10/2012 Suwa F21V 7/0083
313/46
D691,763 S 10/2013 Hand et al.
D732,710 S * 6/2015 Anderson D26/2
2016/0227629 A1 * 8/2016 Conner H05B 33/0857

* cited by examiner

Primary Examiner — Lakiya Rogers
Assistant Examiner — Harold E Blackwell, II
(74) *Attorney, Agent, or Firm* — Schaffer IP Law, LLC

(57) **CLAIM**

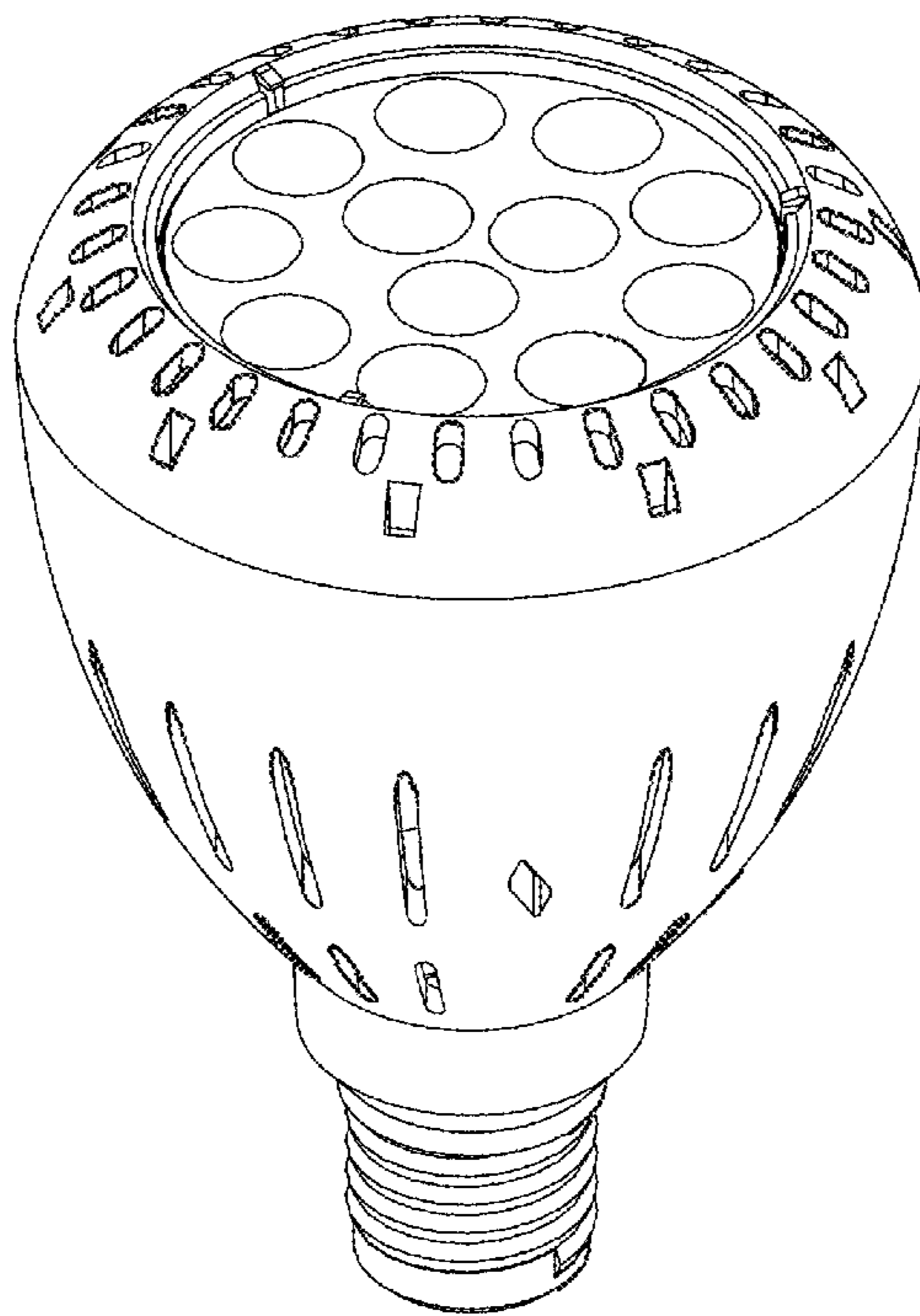
We claim a unique ornamental design for the external design for a light bulb, as shown and described.

DESCRIPTION

FIG. 1 is an isometric view of the embodiment of the light bulb.
FIG. 2 is a top view of the embodiment of the light bulb.
FIG. 3 is a bottom view of the embodiment of the light bulb; and,
FIG. 4 is a side view of the embodiment of the light bulb; this view is identical to the front view of the embodiment of the light bulb, hence the front view is omitted.

1 Claim, 4 Drawing Sheets

(56) **References Cited**
U.S. PATENT DOCUMENTS
D470,610 S * 2/2003 Bobel D26/2
D498,006 S * 11/2004 Bobel D26/2
6,814,470 B2 * 11/2004 Rizkin F21V 7/0091
362/240
D541,957 S 5/2007 Wang
D581,555 S * 11/2008 To D26/2
D582,578 S * 12/2008 Tsai D26/2
D584,838 S * 1/2009 To D26/2



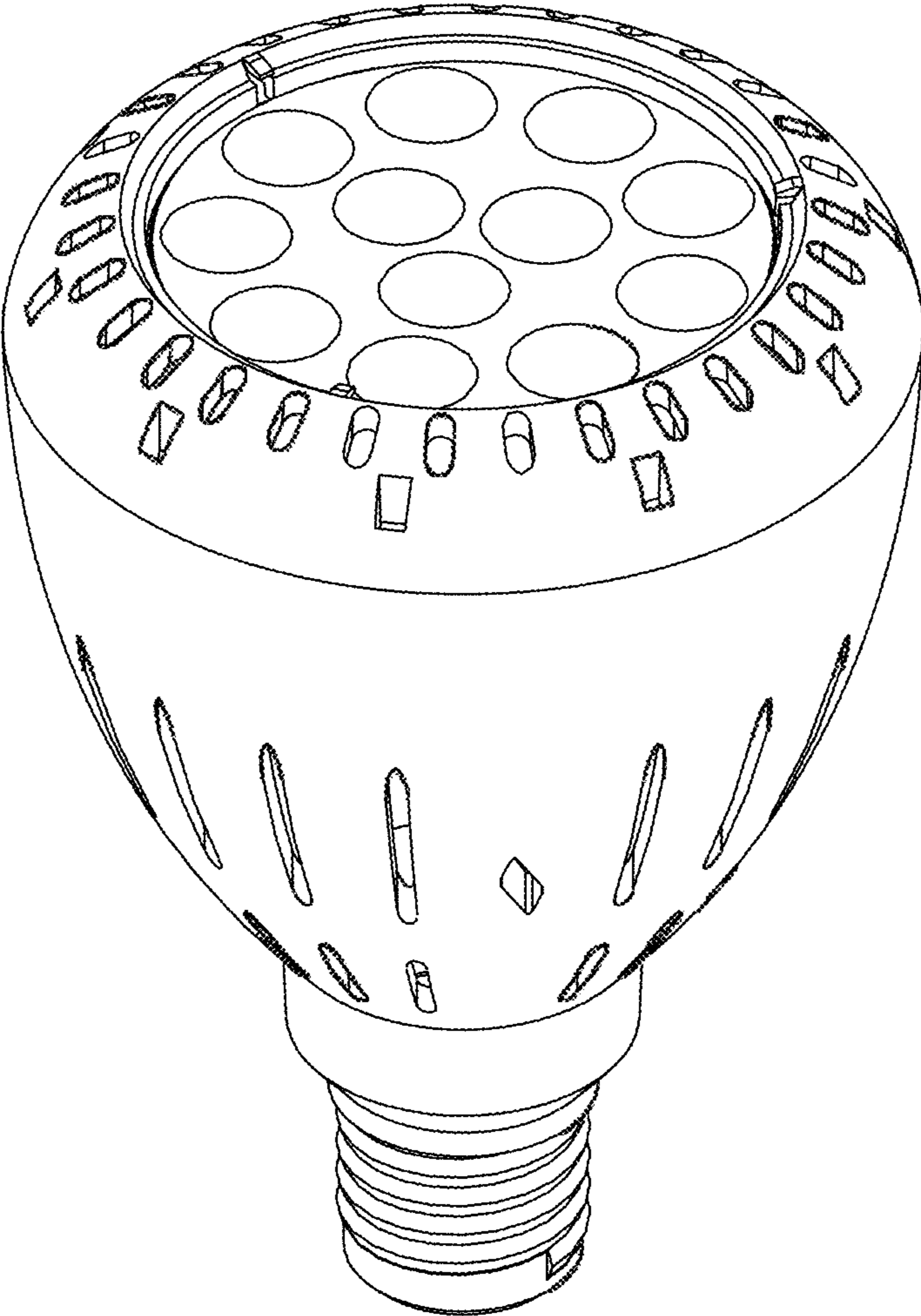


FIGURE 1

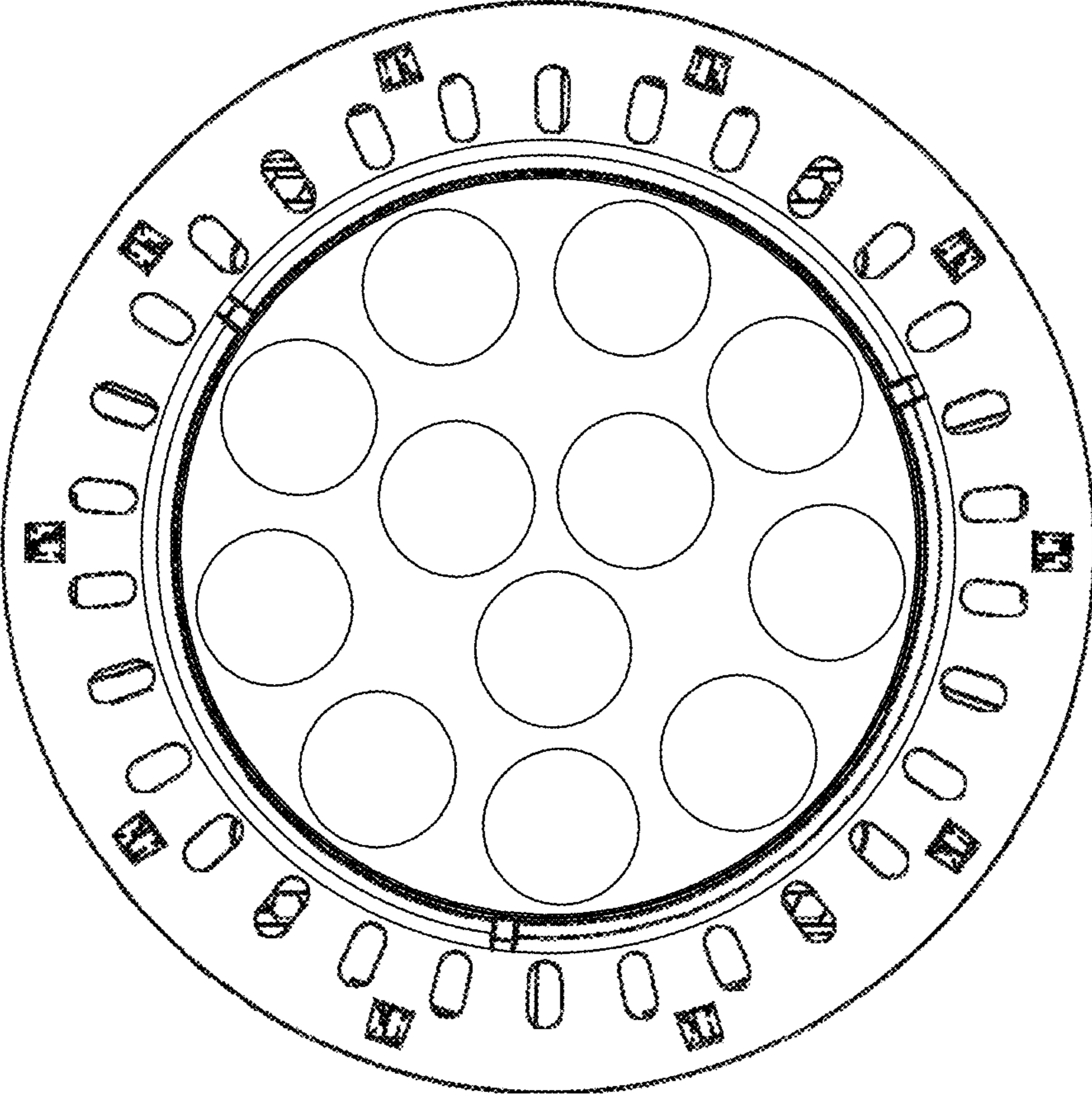


FIGURE 2

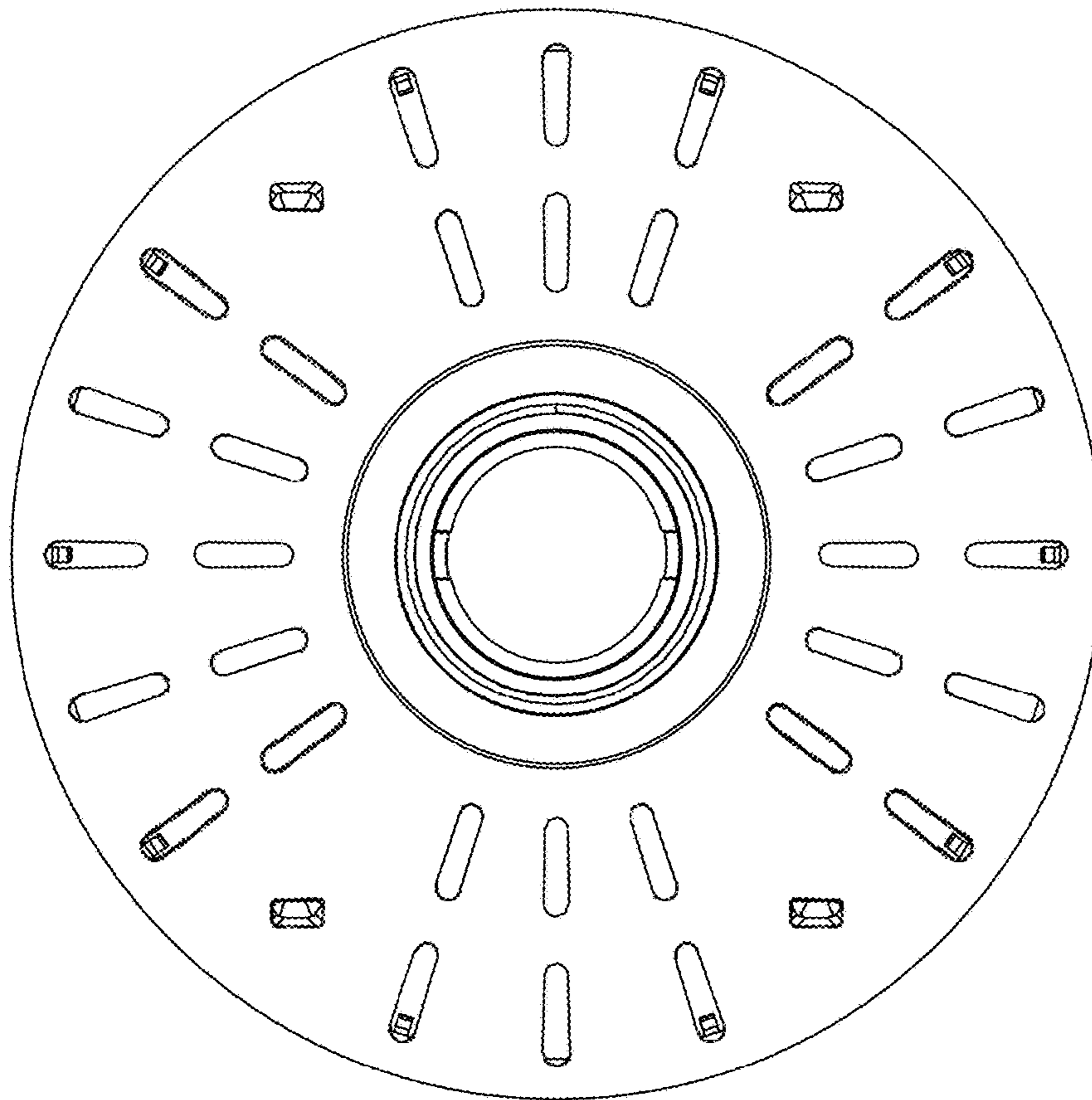


FIGURE 3

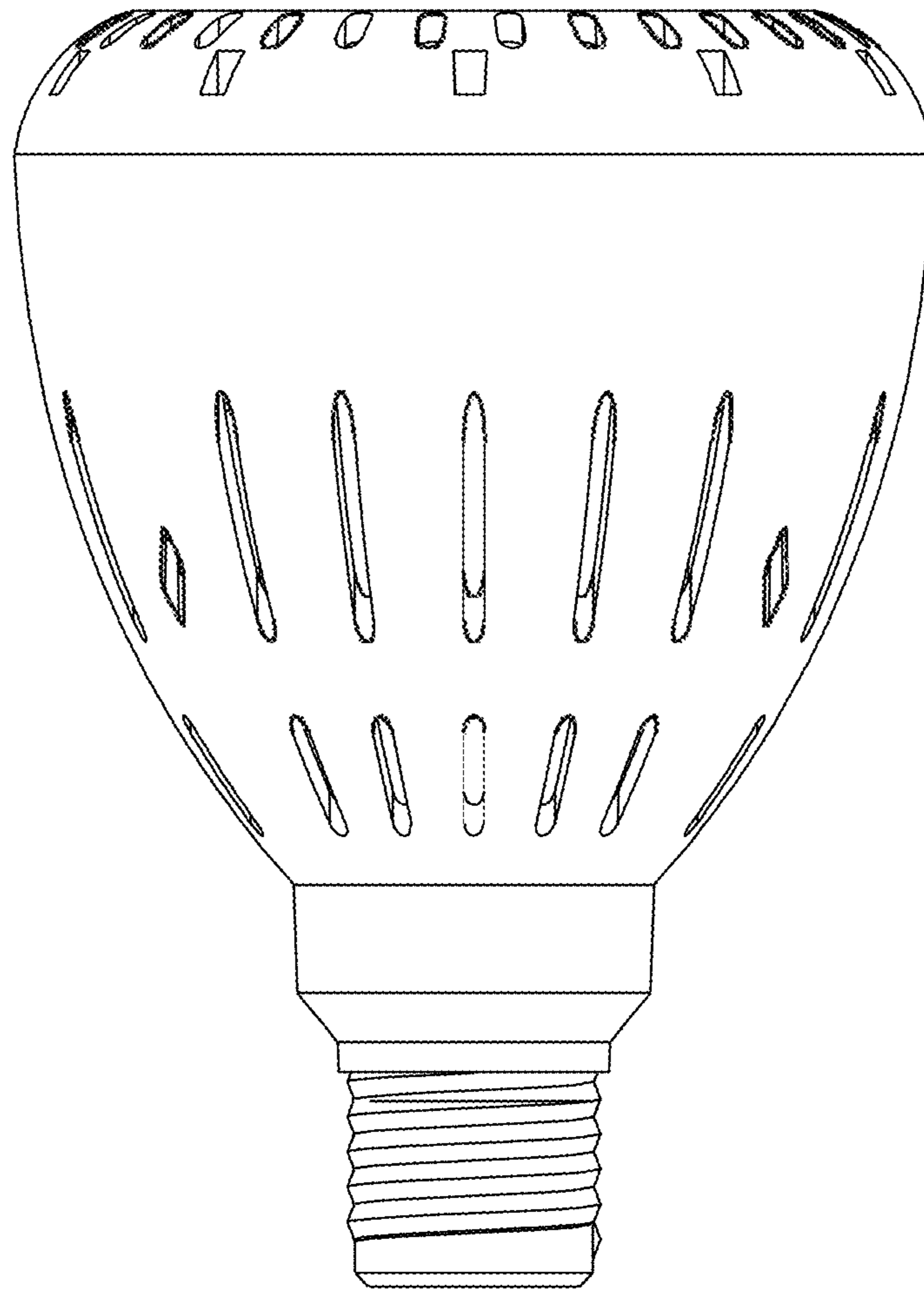


FIGURE 4