



US00D801551S

(12) **United States Design Patent** (10) **Patent No.:** **US D801,551 S**  
**Boehl et al.** (45) **Date of Patent:** **\*\* Oct. 31, 2017**

(54) **FENCE POST**

(71) Applicant: **Valu GmbH**, Rosenthal (DE)

(72) Inventors: **Harald Boehl**, Gemuenden (DE); **Jan Kraemer**, Frankenau (DE)

(73) Assignee: **Valu GmbH**, Rosenthal (DE)

(\*\*) Term: **15 Years**

(21) Appl. No.: **29/574,128**

(22) Filed: **Aug. 12, 2016**

(30) **Foreign Application Priority Data**

Feb. 12, 2016 (EM) ..... 002 984 310-0007

(51) **LOC (10) Cl.** ..... **25-01**

(52) **U.S. Cl.**  
USPC ..... **D25/126**

(58) **Field of Classification Search**  
USPC ..... D25/119, 120, 121, 122, 126; 52/220.1,  
52/220.2, 241  
CPC ..... E04C 3/29; E04C 2003/0421; E04C  
2003/0439; E04C 2003/0465  
See application file for complete search history.

(56) **References Cited**

**U.S. PATENT DOCUMENTS**

D395,525 S \* 6/1998 Rinot ..... D25/122  
D589,724 S \* 4/2009 Howe ..... D25/126  
D600,831 S \* 9/2009 Munakata ..... D25/126  
D617,174 S \* 6/2010 Schaefer ..... D25/122  
D676,576 S \* 2/2013 Oetlinger ..... D25/121

D747,127 S \* 1/2016 Chang ..... D25/120  
9,637,921 B1 \* 5/2017 Bollman ..... E04C 3/04  
2004/0031230 A1 \* 2/2004 Pabedinskas ..... E04C 3/28  
52/839  
2014/0145062 A1 \* 5/2014 Calvo Echeveste ..... E04C 3/29  
249/211  
2015/0284956 A1 \* 10/2015 Bollman ..... E04C 3/29  
248/121  
2016/0222643 A1 \* 8/2016 Castelli ..... A63H 33/105  
2016/0341229 A1 \* 11/2016 Ou ..... A47B 96/1466

\* cited by examiner

*Primary Examiner* — Thomas Johannes

*Assistant Examiner* — Samantha Q Lawrence

(74) *Attorney, Agent, or Firm* — Clark & Brody

(57) **CLAIM**

The ornamental design for a fence post, as shown and described.

**DESCRIPTION**

FIG. 1 is a front, top and left side perspective of the entire length of a fence post showing our new design.  
FIG. 2 is an enlarged perspective of the upper end of the perspective of FIG. 1;  
FIG. 3 is a front side elevation of the fence post of FIG. 1;  
FIG. 4 is an enlargement of the upper end of the elevation shown in FIG. 3;  
FIG. 5 is a left side elevation the fence post of FIG. 1;  
FIG. 6 is an enlargement of the upper end of the left side elevation shown in FIG. 5; and,  
FIG. 7 is a top elevation view of the fence post of FIG. 1.

**1 Claim, 3 Drawing Sheets**






FIG. 1

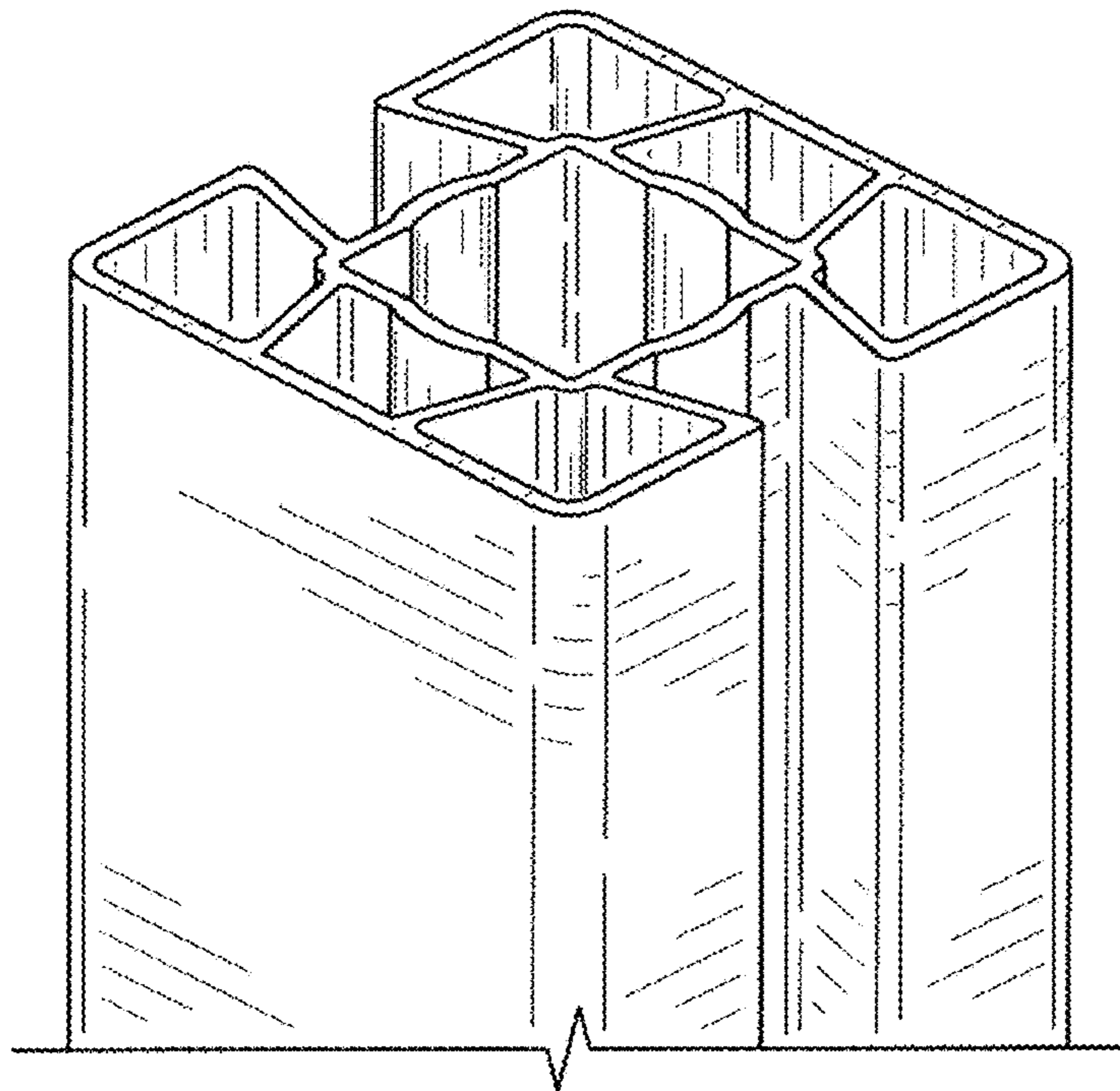


FIG. 2




FIG. 3

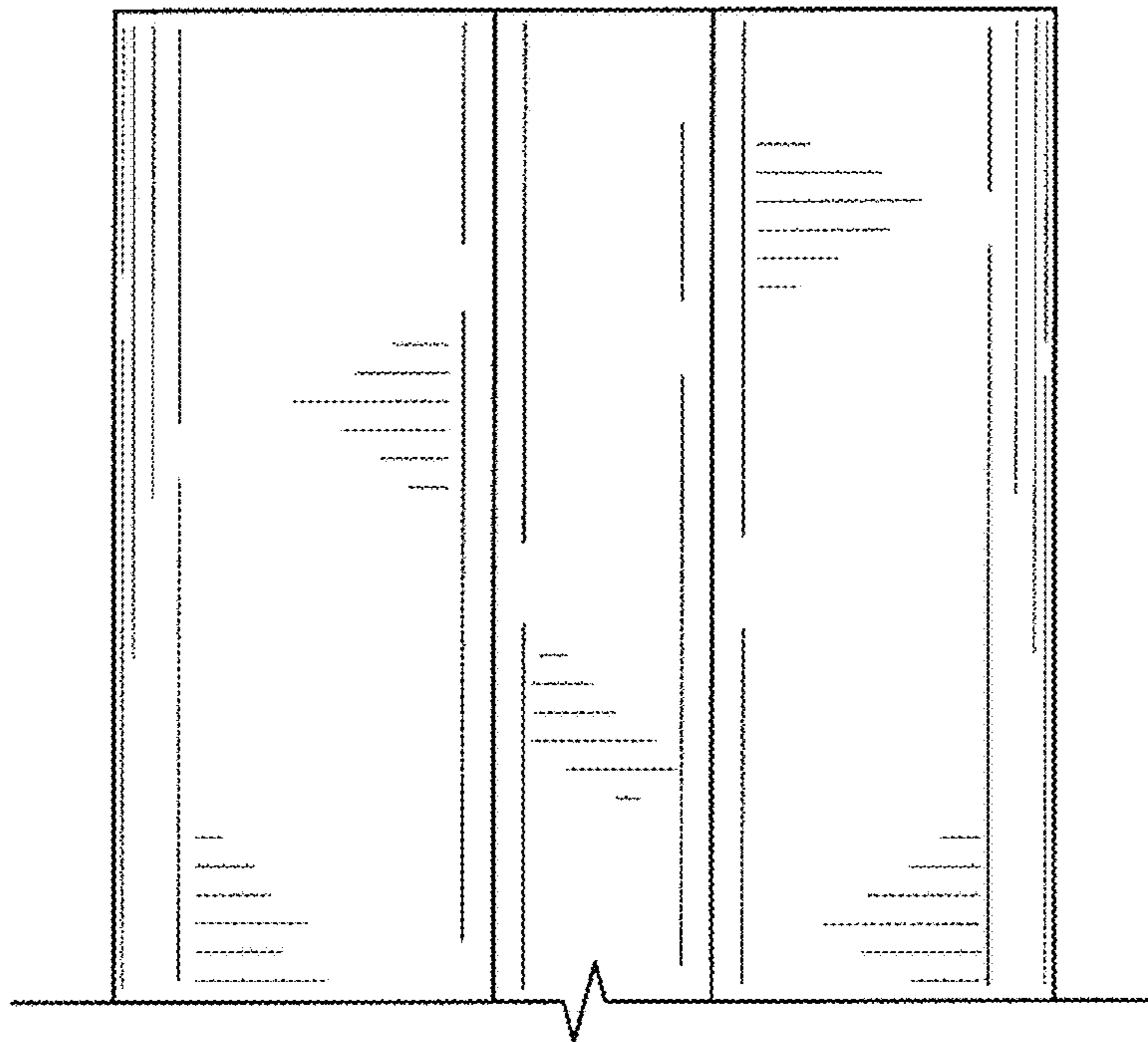


FIG. 4




FIG. 5

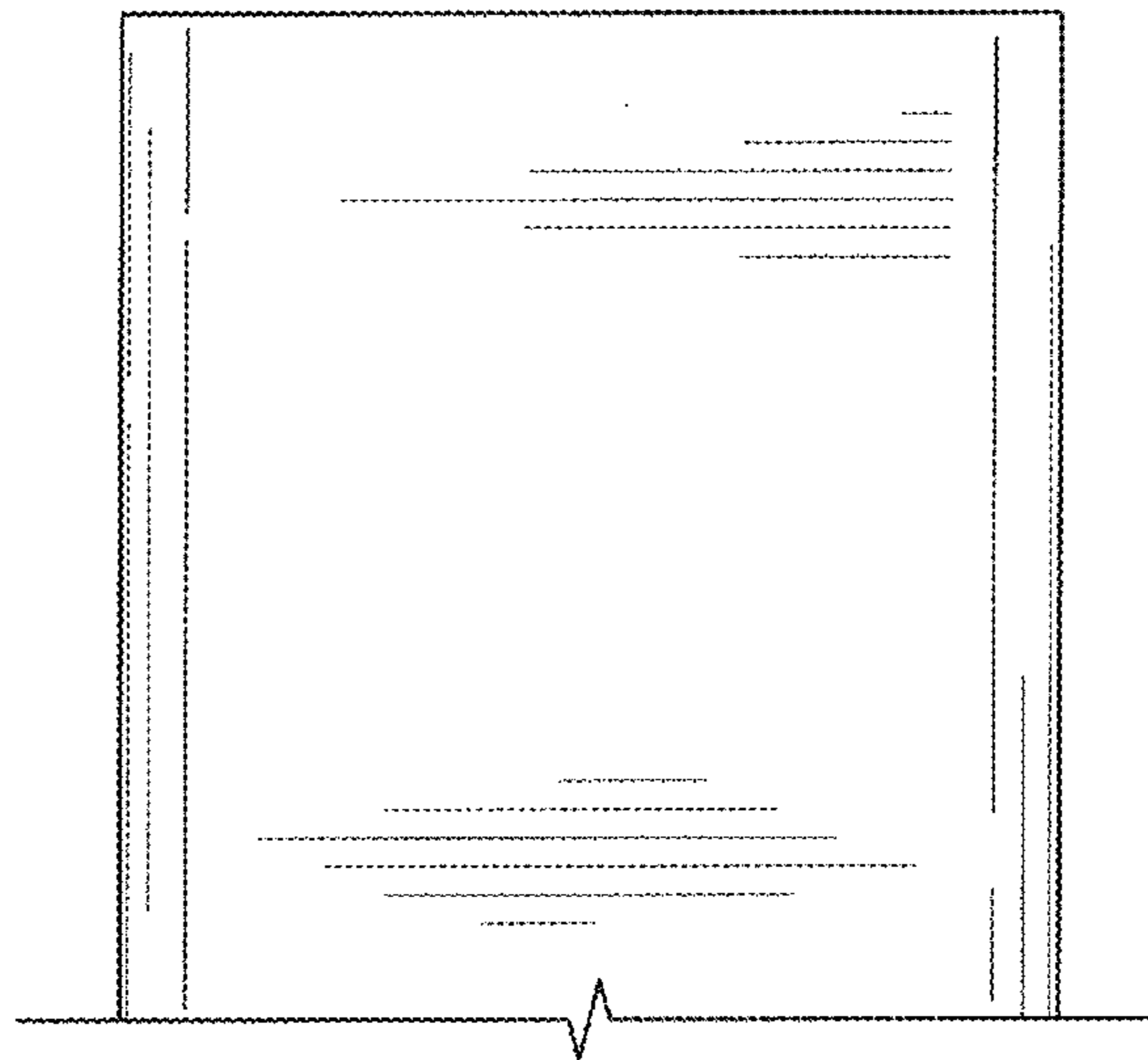


FIG. 6

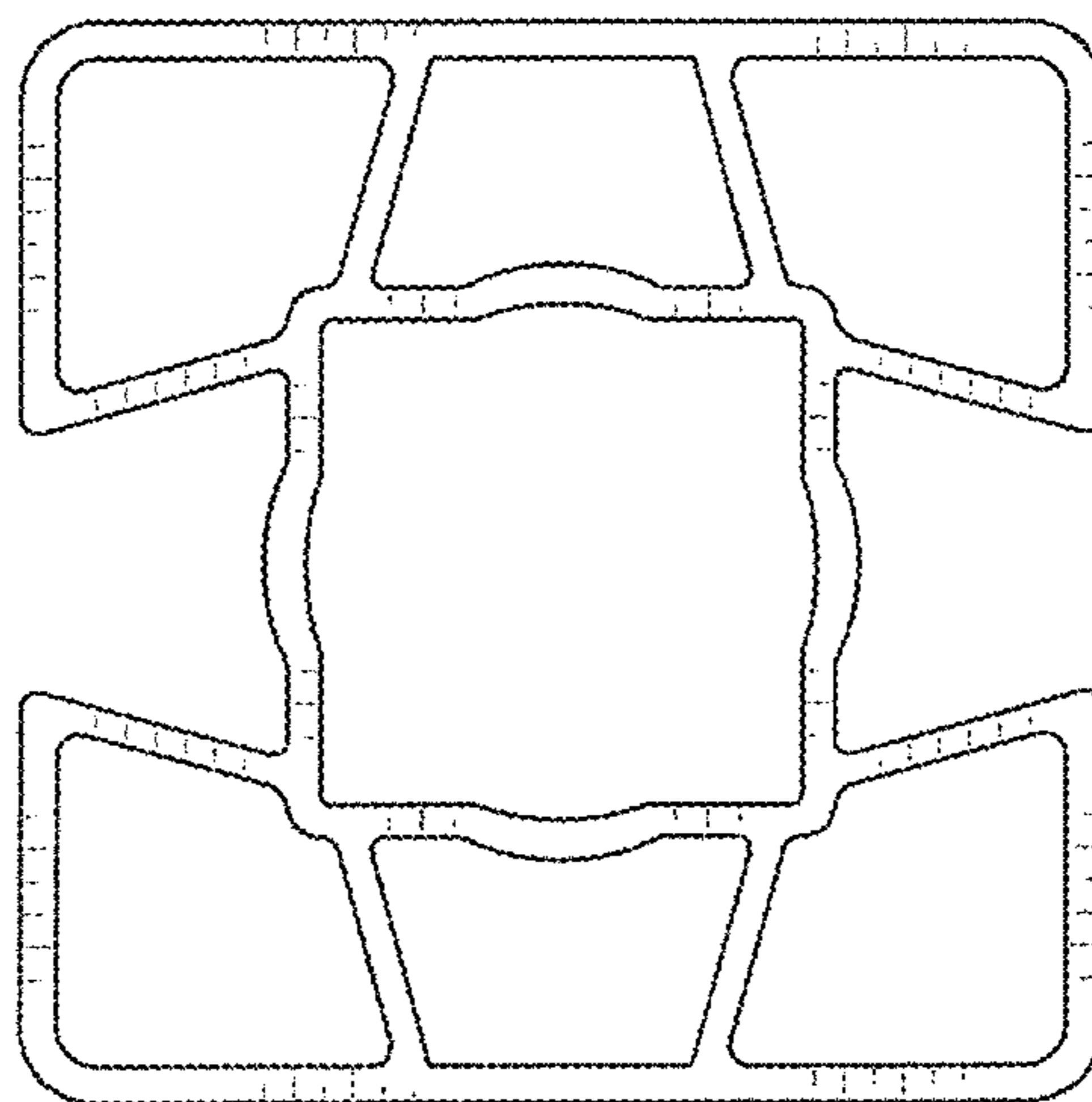


FIG. 7