



US00D801550S

(12) **United States Design Patent** (10) **Patent No.:** **US D801,550 S**
Gauthier et al. (45) **Date of Patent:** **** Oct. 31, 2017**

- (54) **BRICK**
- (71) Applicant: **Novabrik International Inc.**, Montreal, Quebec (CA)
- (72) Inventors: **Simon Gauthier**, Rosemere (CA); **Gonzola Endara**, Montreal (CA)
- (73) Assignee: **Novabrik International Inc.**, Montreal (CA)
- (**) Term: **15 Years**
- (21) Appl. No.: **29/585,586**
- (22) Filed: **Nov. 28, 2016**

Related U.S. Application Data

- (62) Division of application No. 29/526,642, filed on May 12, 2015, now Pat. No. Des. 780,941.

Foreign Application Priority Data

- Nov. 13, 2014 (CA) 159,443
- (51) **LOC (10) Cl.** **25-01**
- (52) **U.S. Cl.**
USPC **D25/113**
- (58) **Field of Classification Search**
USPC D25/55, 58-61, 102, 113, 119, 120, 125, D25/136, 138, 139, 141, 143, 164; 52/146, 211, 241, 242, 244, 262, 263, 52/287.1, 290, 312, 588.1, 716.1, 716.8, 52/800.1, 800.11; 248/475.1; 264/299
CPC B28B 7/0079; B28B 7/0082; B28B 7/24; E04F 13/0864; E04F 13/141; E04F 13/144; E04B 2002/021; E04B 2/12; A47G 1/1606; E04C 2/30

See application file for complete search history.

(56) **References Cited**

U.S. PATENT DOCUMENTS

- 6,988,761 B1 * 1/2006 Stidham B62D 33/04 296/186.1
- D704,353 S * 5/2014 Redwine D25/139
- D720,475 S * 12/2014 Gori D25/119
- D742,552 S * 11/2015 Swanson D25/139
- D780,941 S * 3/2017 Gauthier D25/113
- 2004/0168384 A1 * 9/2004 Wesolowska E04F 19/04 52/287.1
- 2005/0072894 A1 * 4/2005 Grant A47G 1/1606 248/475.1
- 2009/0184440 A1 * 7/2009 Chaussee B28B 7/0079 264/299
- 2012/0174514 A1 * 7/2012 Nolan E06B 1/34 52/309.1

(Continued)

FOREIGN PATENT DOCUMENTS

- CA 163945 * 9/2015

Primary Examiner — Susan Bennett Hattan
Assistant Examiner — Leanne Was-Englehart
 (74) *Attorney, Agent, or Firm* — Damien Calvet; Brouillette Legal Inc.

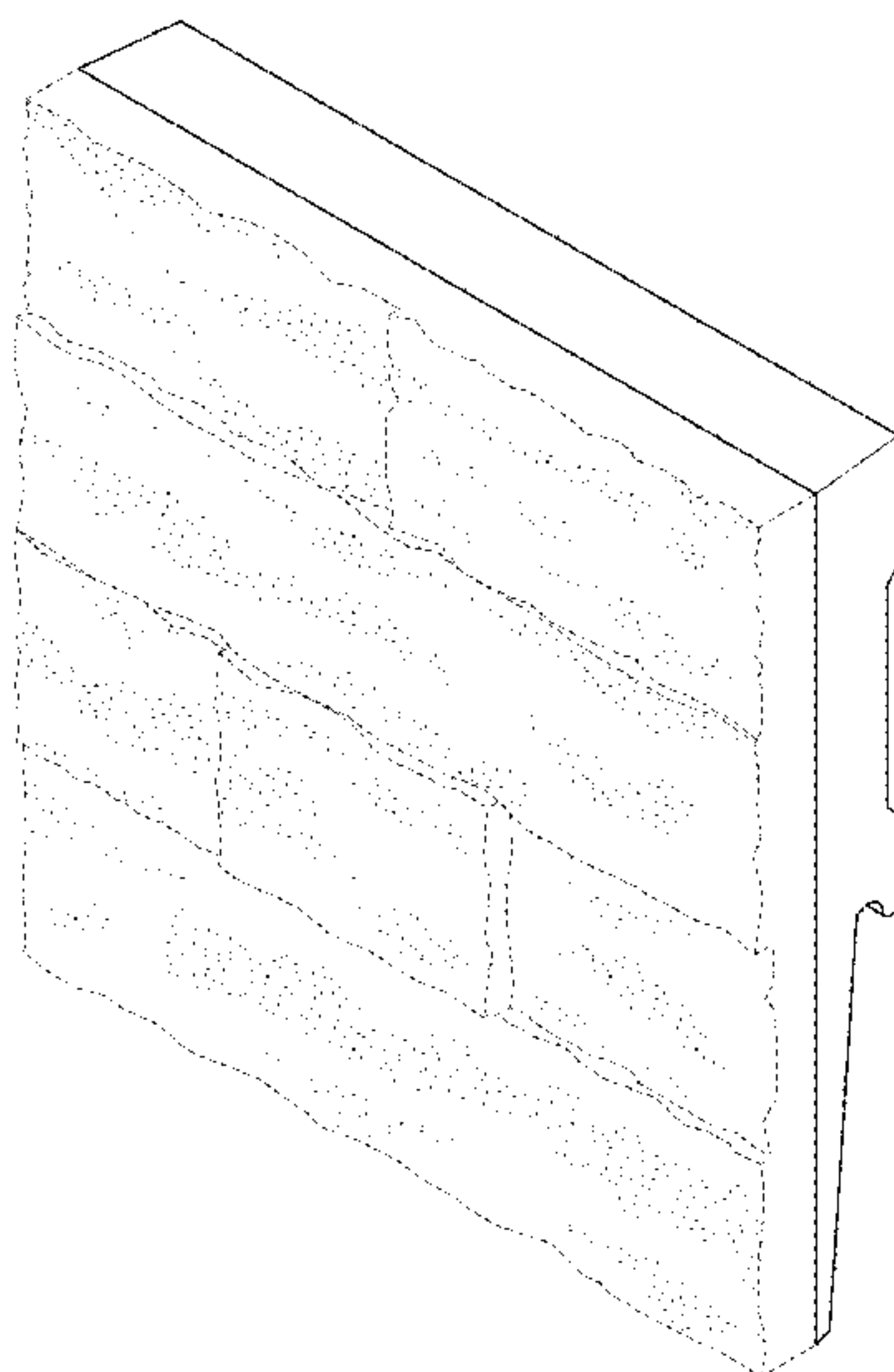
(57) **CLAIM**

The ornamental design for a brick, as shown.

DESCRIPTION

FIG. 1 is a top perspective view of a brick showing our new design;
 FIG. 2 is a left elevation view thereof;
 FIG. 3 is a right elevation view thereof;
 FIG. 4 is a top plan view thereof;
 FIG. 5 is a bottom plan view thereof;
 FIG. 6 is a front elevation view thereof; and,
 FIG. 7 is a rear elevation view thereof.
 The elements and structures shown in dotted lines depict environmental subject matter and do not form part of the design.

1 Claim, 5 Drawing Sheets



(56)

References Cited

U.S. PATENT DOCUMENTS

2013/0199121 A1* 8/2013 Grau E04C 2/30
52/588.1
2015/0090861 A1* 4/2015 Gauthier B28B 3/021
249/99
2016/0060878 A1* 3/2016 Everhart, II E04F 13/0894
52/588.1
2016/0136841 A1* 5/2016 Gauthier B28B 7/0079
52/588.1

* cited by examiner

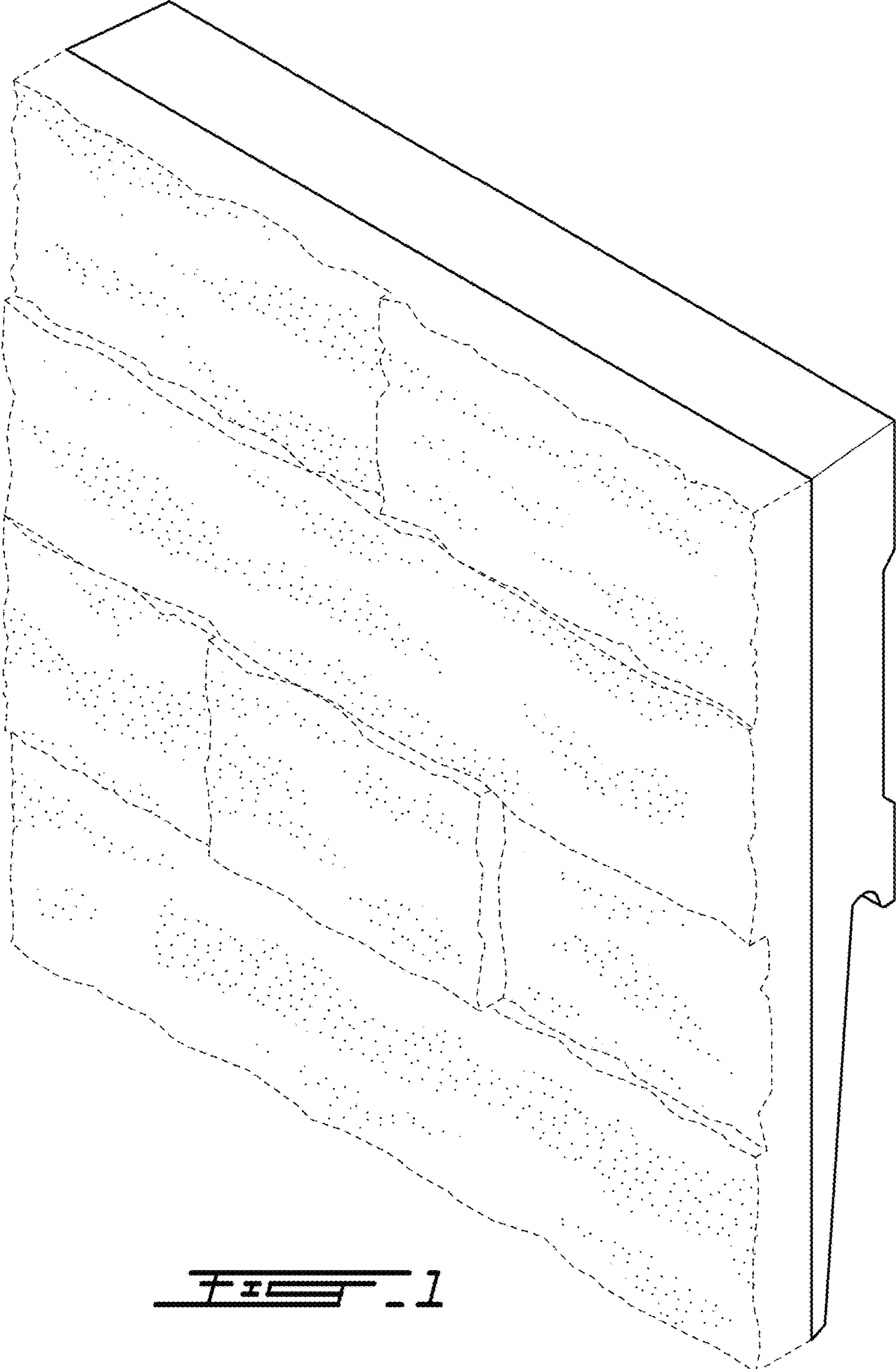


FIG. 1

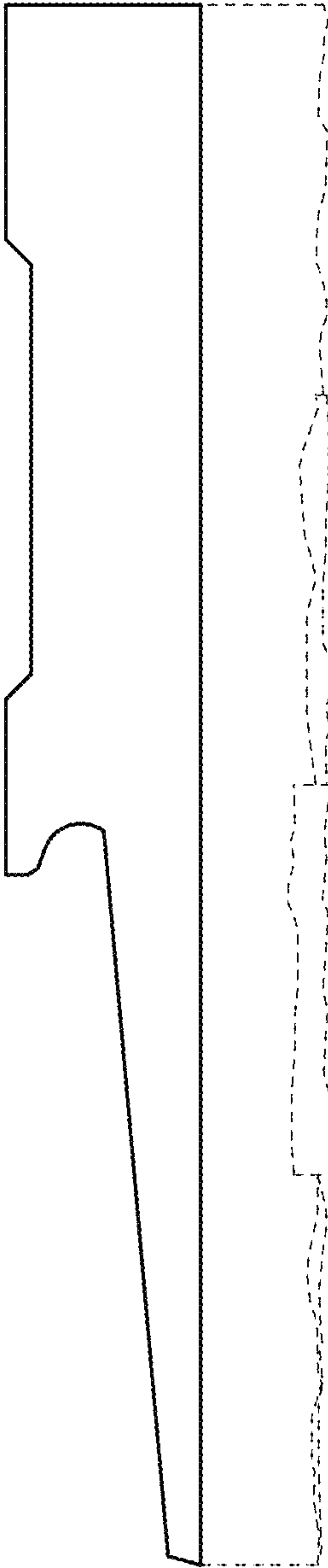


FIG. 2

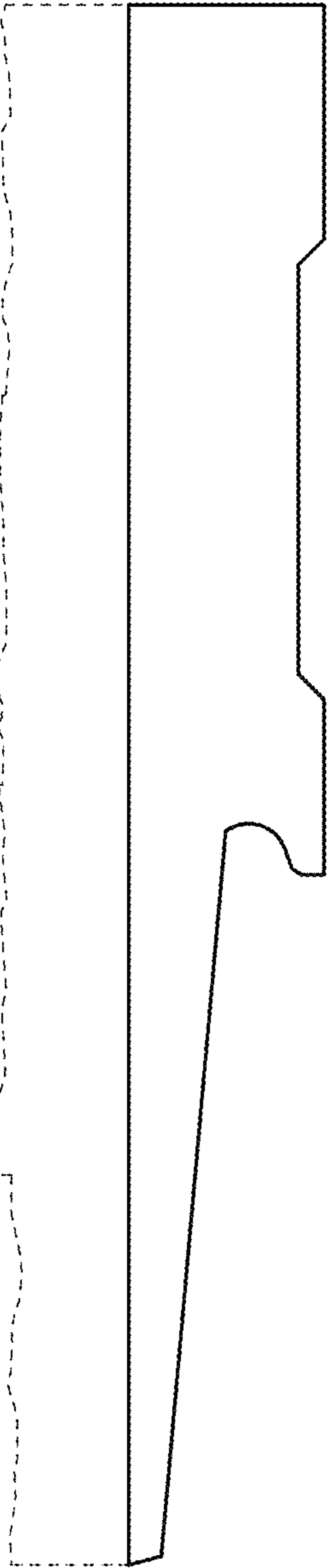


FIG. 3

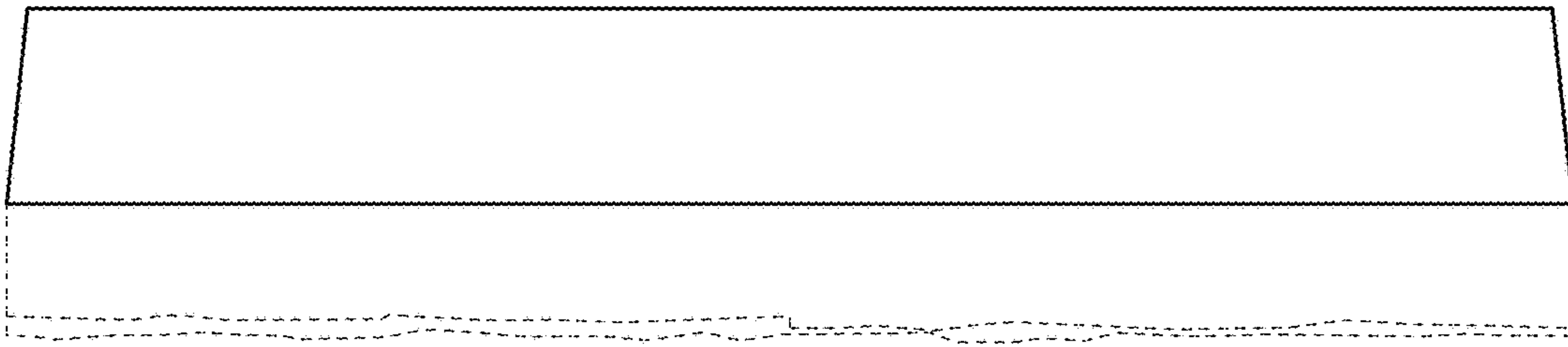


FIG. 4




FIG. 5




FIG. 6




FIG. 7