



US00D801544S

(12) **United States Design Patent**  
**Zinn**

(10) **Patent No.:** **US D801,544 S**

(45) **Date of Patent:** **\*\* Oct. 31, 2017**

(54) **ICE-CREAM VIBRATOR TOY**

(71) Applicant: **Shiri Zinn**, York (GB)

(72) Inventor: **Shiri Zinn**, York (GB)

(\*\*) Term: **15 Years**

(21) Appl. No.: **29/505,243**

(22) Filed: **Aug. 10, 2015**

(51) **LOC (10) Cl.** ..... **28-03**

(52) **U.S. Cl.**

USPC ..... **D24/215**

(58) **Field of Classification Search**

USPC ..... D24/200, 211, 212, 213, 214, 215;  
601/114, 120, 121, 124, 125, 130, 131,  
601/134, 135, 136, 137

CPC ..... A61H 19/30; A61H 19/32; A61H 19/34;  
A61H 19/40; A61H 19/44; A61H 19/50;  
A61H 19/00; A61H 2201/0153; A61H  
2201/0207; A61H 2201/0263; A61H  
2201/0111; A61H 2201/1253; A61H  
2205/082; A61H 2205/085; A61H  
15/0085

See application file for complete search history.

(56) **References Cited**

**U.S. PATENT DOCUMENTS**

D73,371 S \* 8/1927 Dunn, Jr. .... D1/116  
D246,509 S \* 11/1977 Hytken ..... D1/101

D371,442 S \* 7/1996 Semyonova ..... D24/214  
D460,587 S \* 7/2002 Huettner ..... D30/160  
D483,182 S \* 12/2003 Blaustein ..... D4/101  
D510,628 S \* 10/2005 Talbot ..... D24/214  
D530,822 S \* 10/2006 Inubushi ..... D24/214  
D559,992 S \* 1/2008 Potter ..... D24/214  
D649,656 S \* 11/2011 Petersen ..... D24/215  
D650,087 S \* 12/2011 Huang ..... D24/215  
D681,842 S \* 5/2013 Chang ..... D24/215  
D723,711 S \* 3/2015 Elliott ..... D24/215  
D740,433 S \* 10/2015 Zhu ..... A61H 15/0085  
D24/215  
D768,308 S \* 10/2016 Hetzel ..... D24/214

\* cited by examiner

*Primary Examiner* — Sandra Snapp

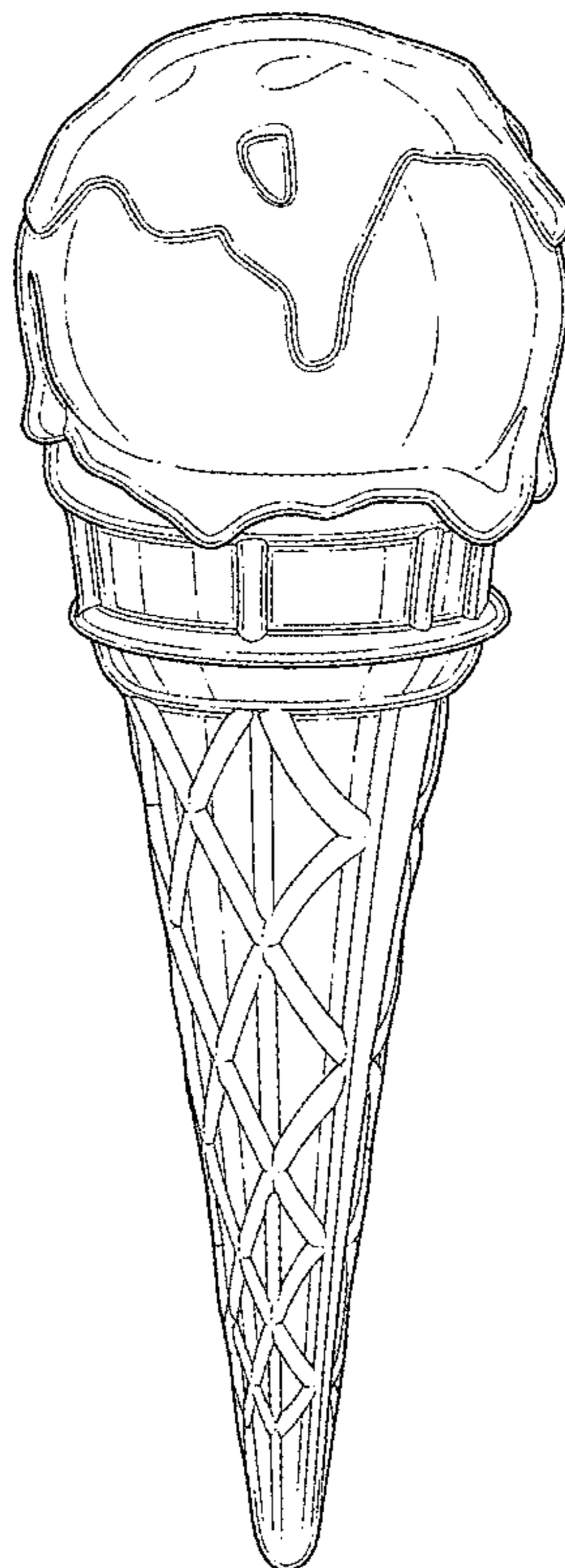
(57) **CLAIM**

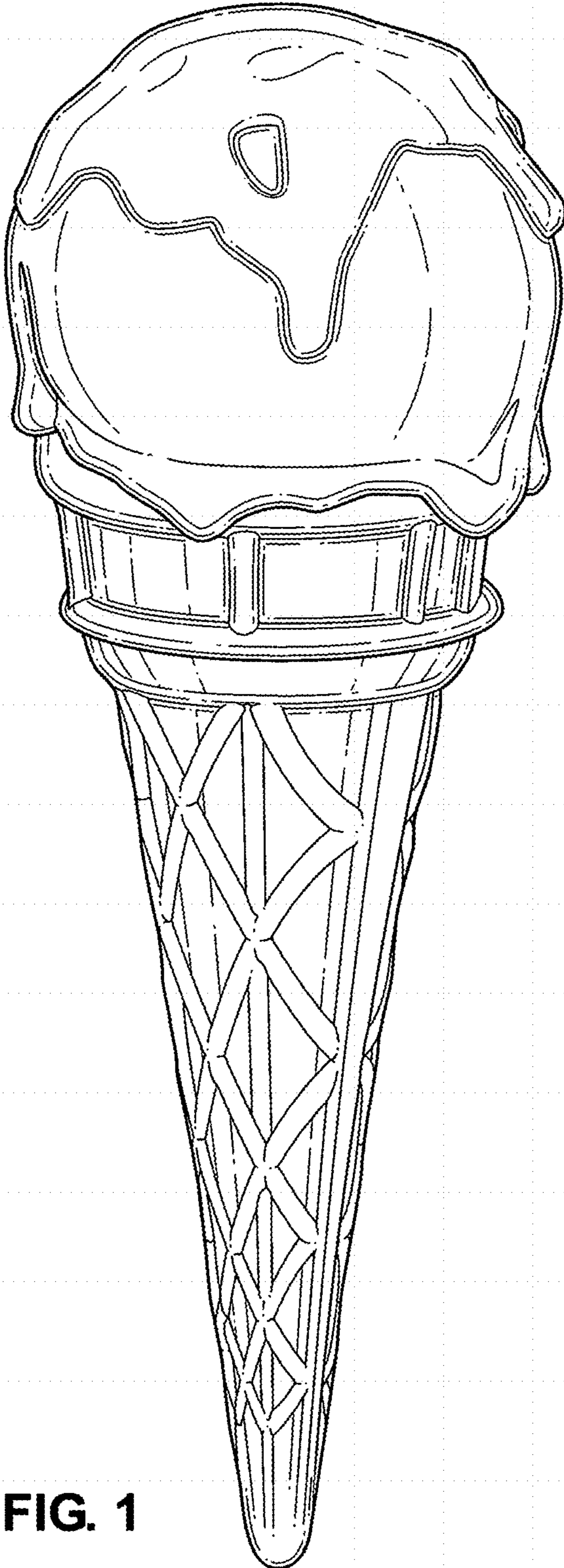
The ornamental design for an ice-cream vibrator toy, as shown.

**DESCRIPTION**

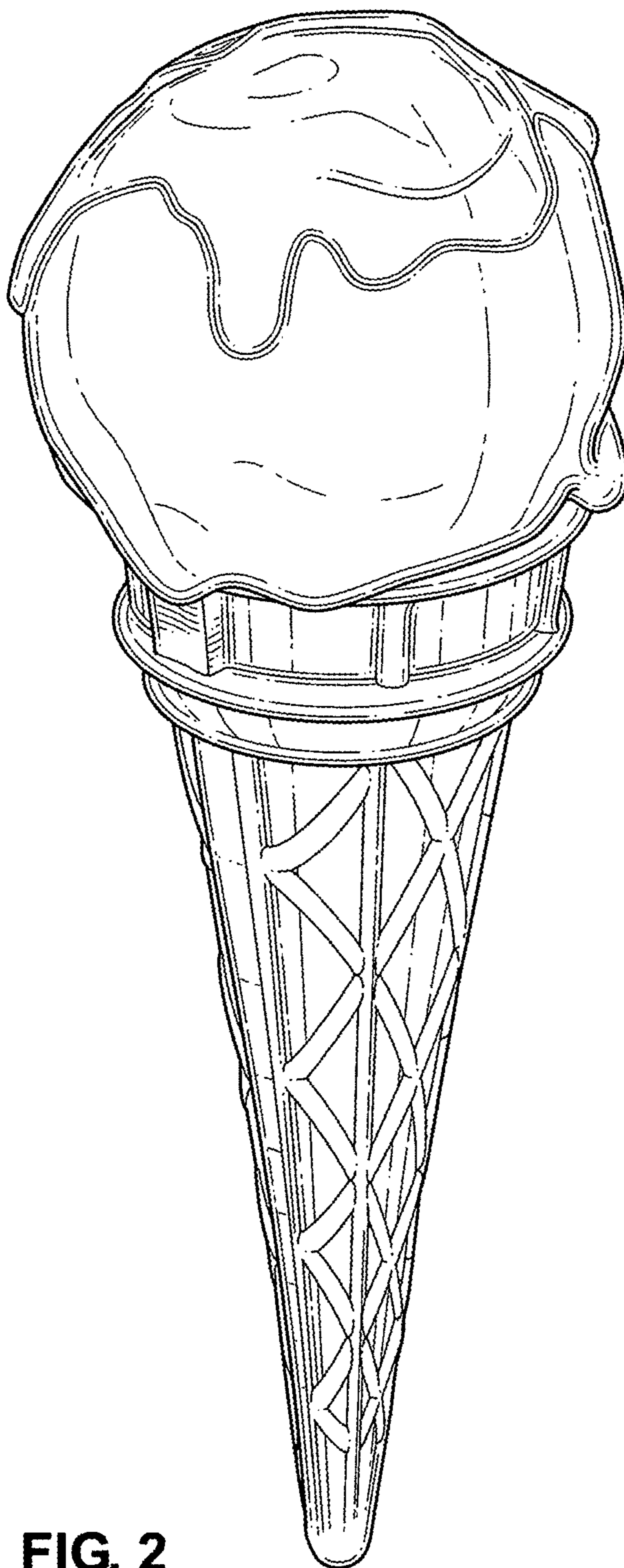
FIG. 1 is a front perspective view of an ice-cream vibrator toy showing my design;  
FIG. 2 is a rear perspective view thereof;  
FIG. 3 is a top, side perspective view thereof;  
FIG. 4 is a top, front perspective view thereof;  
FIG. 5 is a top, rear perspective view thereof; and,  
FIG. 6 is a side perspective view thereof.

**1 Claim, 6 Drawing Sheets**

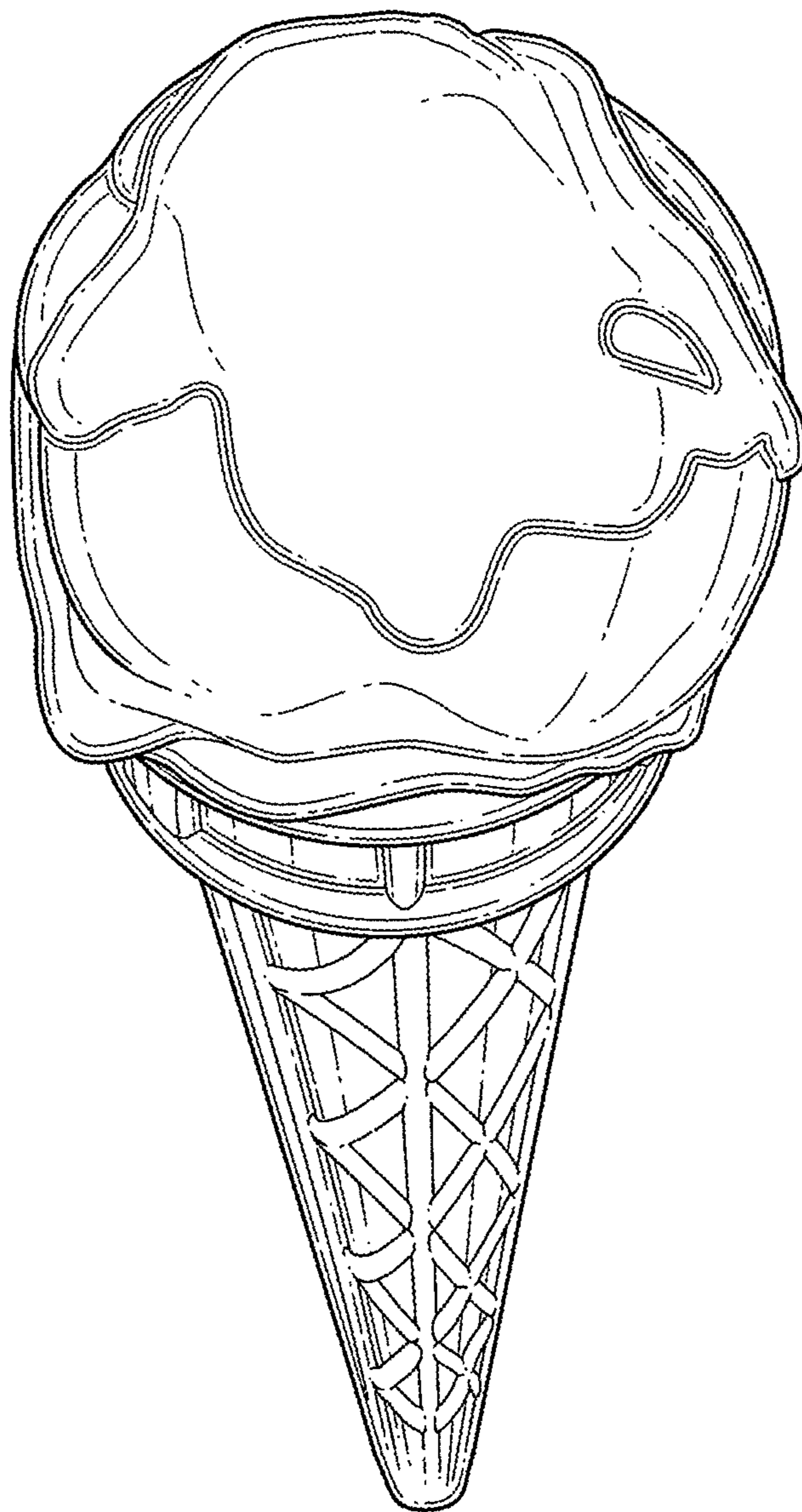




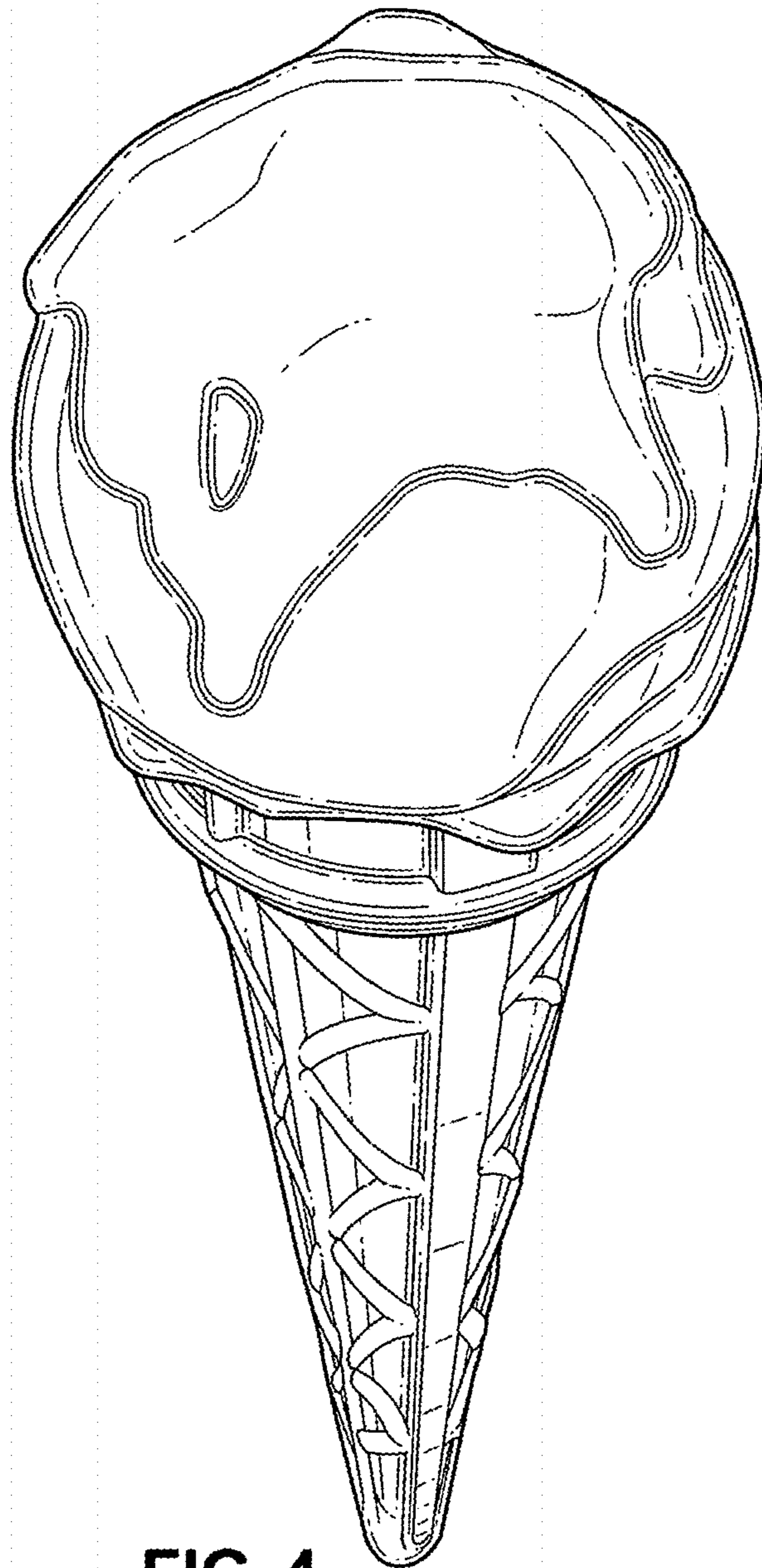
**FIG. 1**




**FIG. 2**



**FIG. 3**



**FIG. 4**



**FIG. 5**

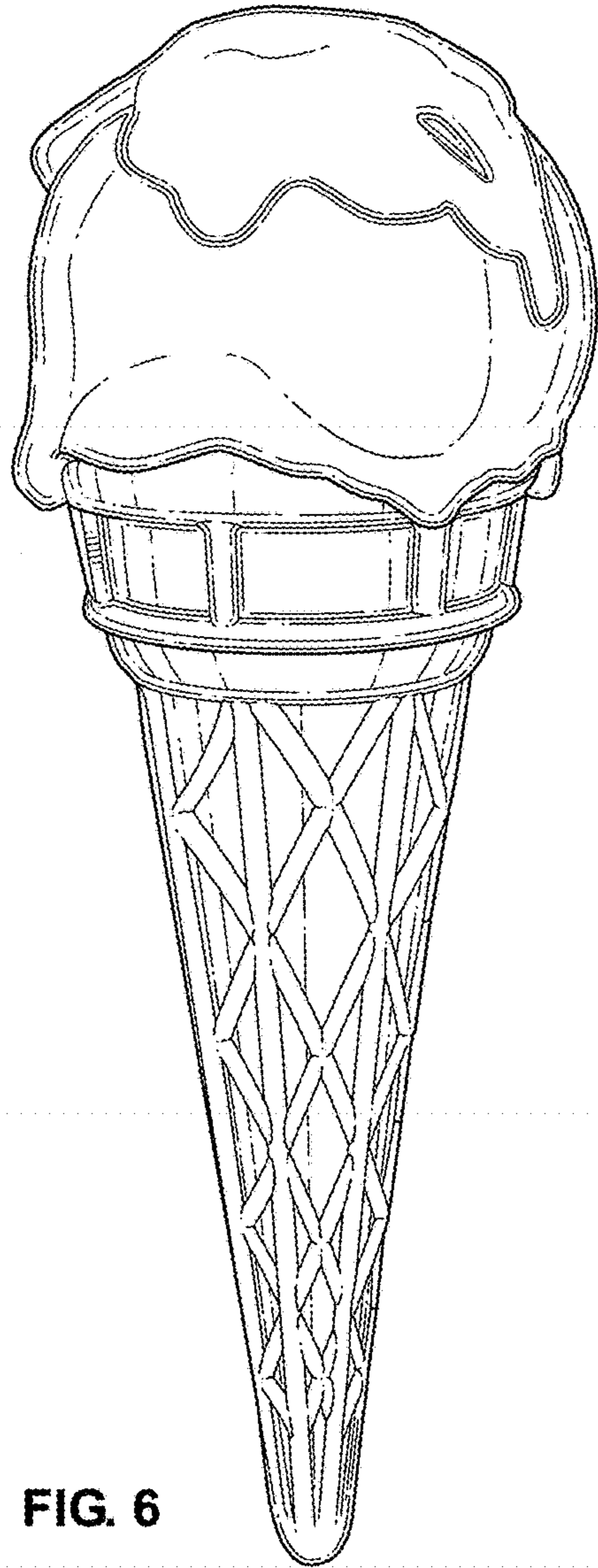


FIG. 6