



US00D801477S

(12) **United States Design Patent** (10) **Patent No.:** **US D801,477 S**
Mazur et al. (45) **Date of Patent:** **** Oct. 31, 2017**

(54) **PAINT SPRAY GUN**
(71) Applicant: **Wagner Spray Tech Corporation**,
Plymouth, MN (US)
(72) Inventors: **Matthias Mazur**, Hamburg (DE); **Ross D. Rossner**, St. Michael, MN (US);
Douglas Paul Pozanc, Winona, MN (US)
(73) Assignee: **Wagner Spray Tech Corporation**,
Plymouth, MN (US)
(**) Term: **15 Years**
(21) Appl. No.: **29/568,057**
(22) Filed: **Jun. 15, 2016**
(51) **LOC (10) Cl.** **15-02**
(52) **U.S. Cl.**
USPC **D23/226**
(58) **Field of Classification Search**
USPC D23/232, 223, 226, 228, 213, 214, 221,
D23/224-225, 227, 229-230
CPC B05B 7/02; B05B 7/2478; B05B 15/0258;
B05B 15/005; B05B 9/01; A62C 31/28;
A62C 33/04
See application file for complete search history.

D505,712 S * 5/2005 Huang D23/223
D506,808 S * 6/2005 Huang D23/223
D510,609 S * 10/2005 Huang D23/223
D545,943 S 7/2007 Rodgers et al.
D573,227 S 7/2008 Mirazita et al.
D581,483 S 11/2008 Bass et al.
D641,067 S 7/2011 Wang
D689,593 S 9/2013 Schmon et al.
D692,531 S 10/2013 Li et al.
D720,041 S * 12/2014 Robinson D23/226
(Continued)

OTHER PUBLICATIONS

“G15/G40 Manual Air-Assist Spray guns designed for exceptional spray quality and ease of use”, available at least as of Apr. 19, 2015, 8 pages, www.graco.com/content/dam/graco/ipd/literature/flyers/336937/336937EN-e.pdf.
“AA1600M & AA4400M, Air Assist Airless Spray Guns, Flat Tip, Fine Finish Tip, or Twist Tip Options”, available at least as of Apr. 19, 2015, 6 pages, www.binks.com.

(Continued)

Primary Examiner — Robin V Webster
Assistant Examiner — Rachel Voorhies
(74) *Attorney, Agent, or Firm* — Christopher J. Volkman; Kelly, Holt & Christenson, PLLC

(57) **CLAIM**

The ornamental design for the paint spray gun, as shown and described.

DESCRIPTION

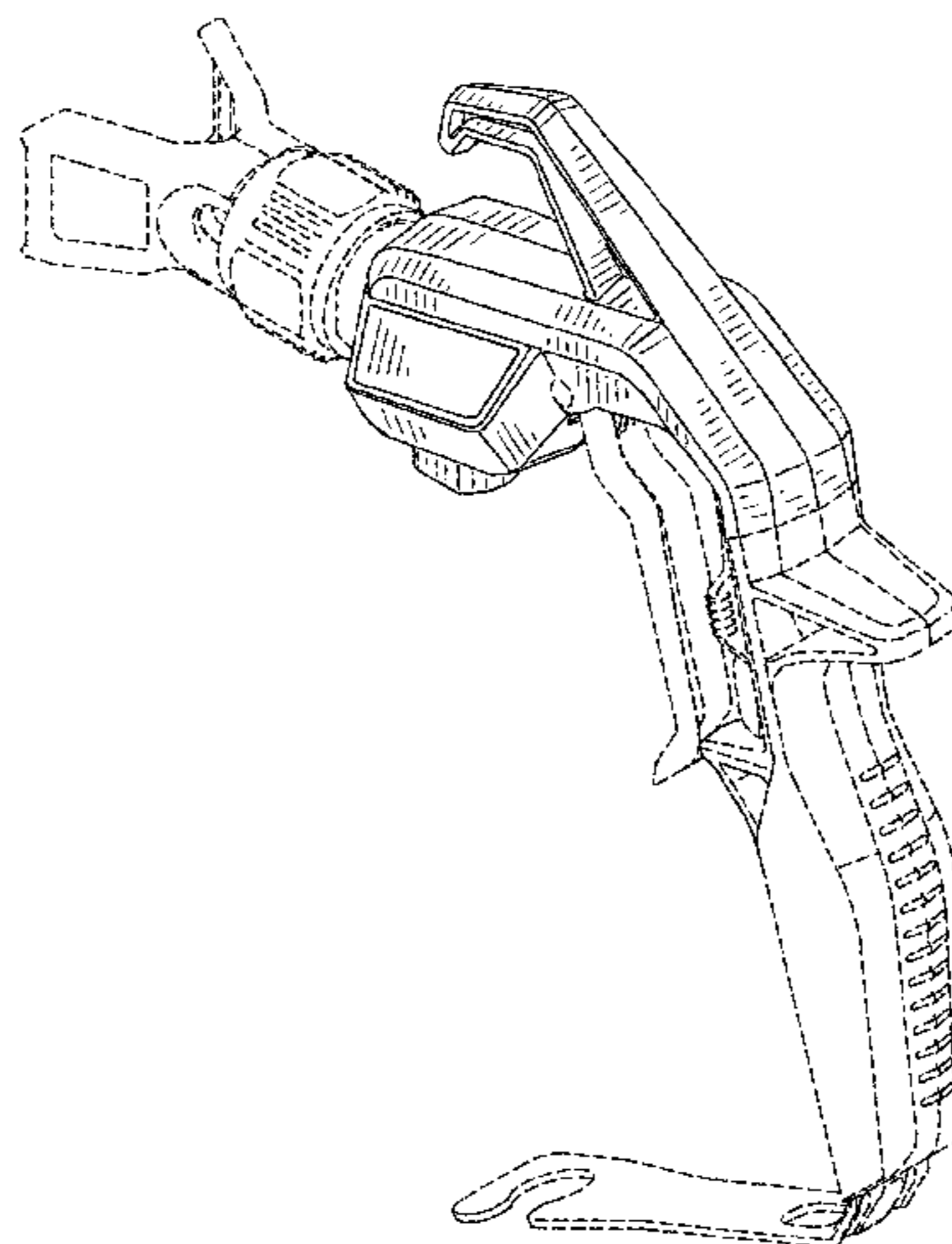
FIG. 1 is a perspective view of the paint spray gun.
FIG. 2 is a front view of the paint spray gun.
FIG. 3 is a back view of the paint spray gun.
FIG. 4 is a right side view of the paint spray gun.
FIG. 5 is a left side view of the paint spray gun.
FIG. 6 is a top view of the paint spray gun; and,
FIG. 7 is a bottom view of the paint spray gun.
The broken lines in the drawings illustrate portions of the paint spray gun which form no part of the claimed design.

1 Claim, 5 Drawing Sheets

(56) **References Cited**

U.S. PATENT DOCUMENTS

D156,990 S * 1/1950 Peeps D23/226
D212,153 S * 9/1968 Wagner D23/226
4,917,300 A * 4/1990 Gloviak B05B 7/0815
239/290
4,993,642 A * 2/1991 Hufgard B05B 7/0081
239/290
D341,872 S * 11/1993 Anderson D23/225
D376,637 S * 12/1996 Kieffer D23/223
D405,159 S * 2/1999 Kieffer D23/226
D412,965 S 8/1999 Kieffer
D449,670 S * 10/2001 Carpenter D23/226
D474,257 S 5/2003 Huang



(56)

References Cited

U.S. PATENT DOCUMENTS

D725,743 S * 3/2015 Richter D23/226
D727,466 S * 4/2015 Richter D23/226
D734,429 S 7/2015 Wang
D758,538 S * 6/2016 Tullney D23/226
D761,384 S 7/2016 Tullney et al.
D764,628 S * 8/2016 Tullney D23/226
2007/0122227 A1 * 5/2007 Davis B05B 15/064
401/137
2008/0223958 A1 * 9/2008 Carey B05B 15/061
239/526
2012/0305672 A1 * 12/2012 Pan B05B 7/2405
239/526
2014/0312146 A1 * 10/2014 Huang B05B 7/02
239/526

OTHER PUBLICATIONS

“Milwaukee Airless/Finish Paint Sprayer M4910-20”, available at least as of Apr. 19, 2015, 3 pages, www.milwaukeetool.com/power-tools/corded/m4910-20.

Prior Wagner Gun, available at least as of Apr. 19, 2015.

Prosecution History for U.S. Appl. No. 29/524,410 including: Notice of Allowance dated Jun. 24, 2016, Response to Restriction Requirement dated May 11, 2016, Restriction Requirement dated Apr. 27, 2016 and Application and Drawings filed Apr. 20, 2015, 47 pages.

Application and Drawings for Design U.S. Appl. No. 29/570,792, filed Jul. 12, 2016, 7 pages.

Notice of Allowance for Design U.S. Appl. No. 29/570,792 dated Jun. 14, 2017, 8 pages.

* cited by examiner

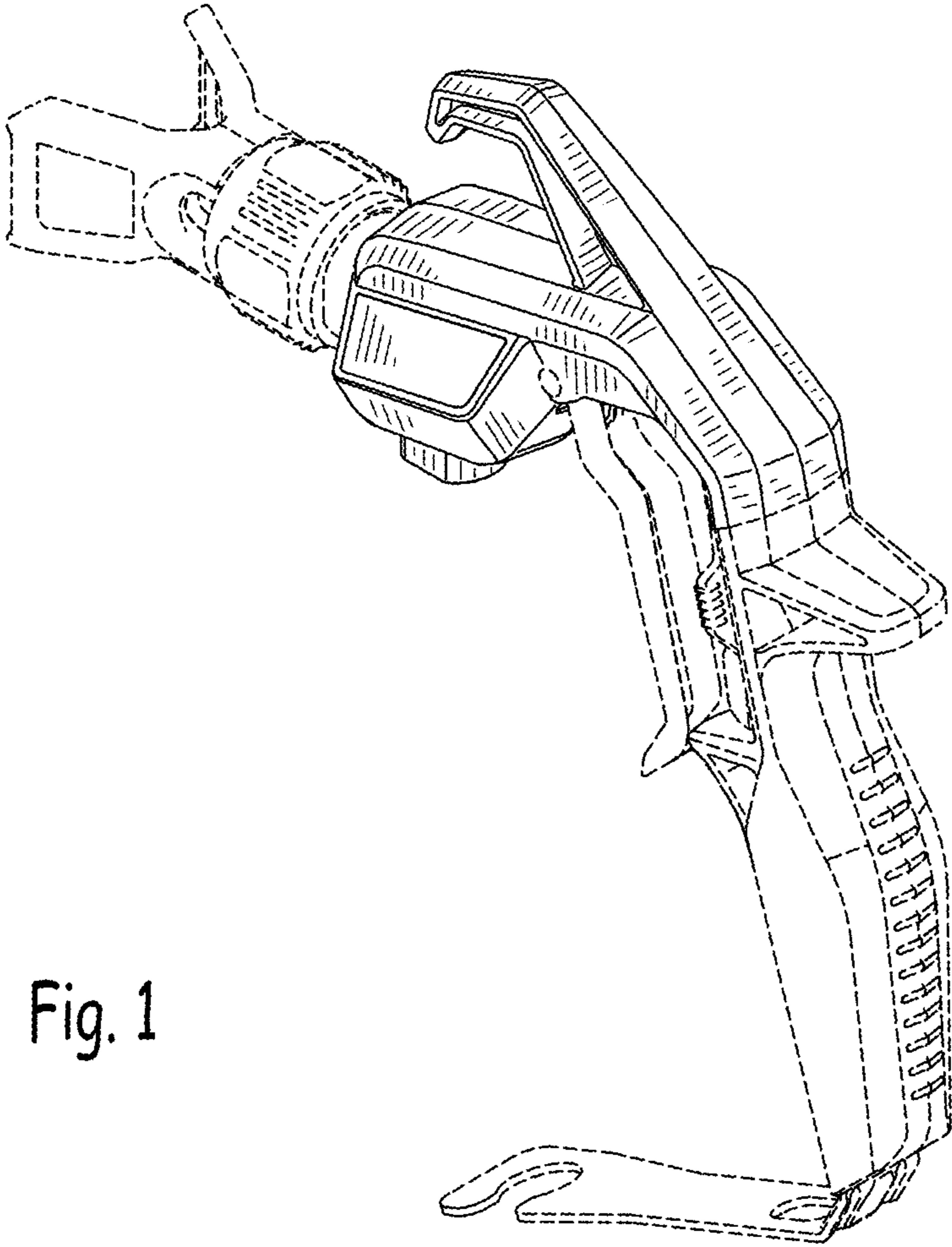


Fig. 1

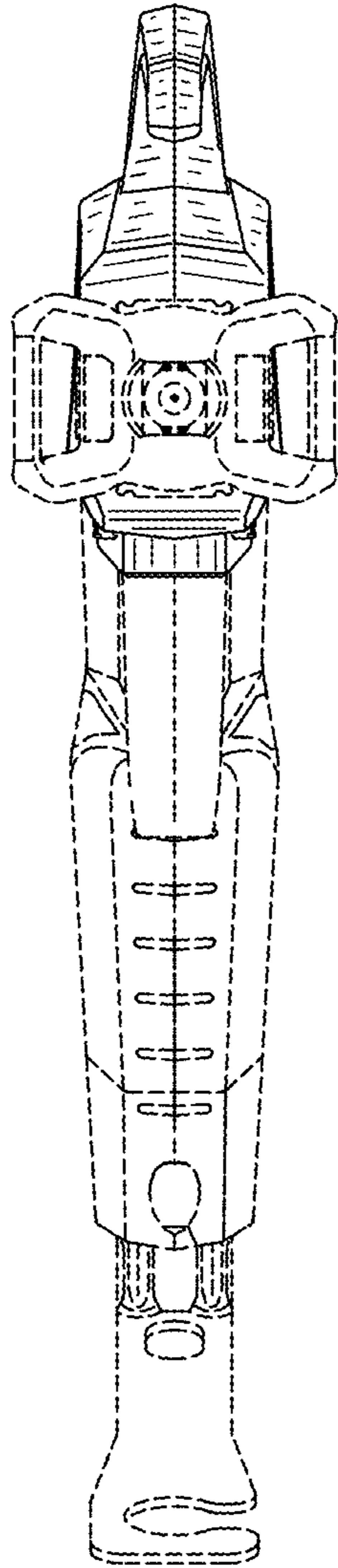


Fig. 2

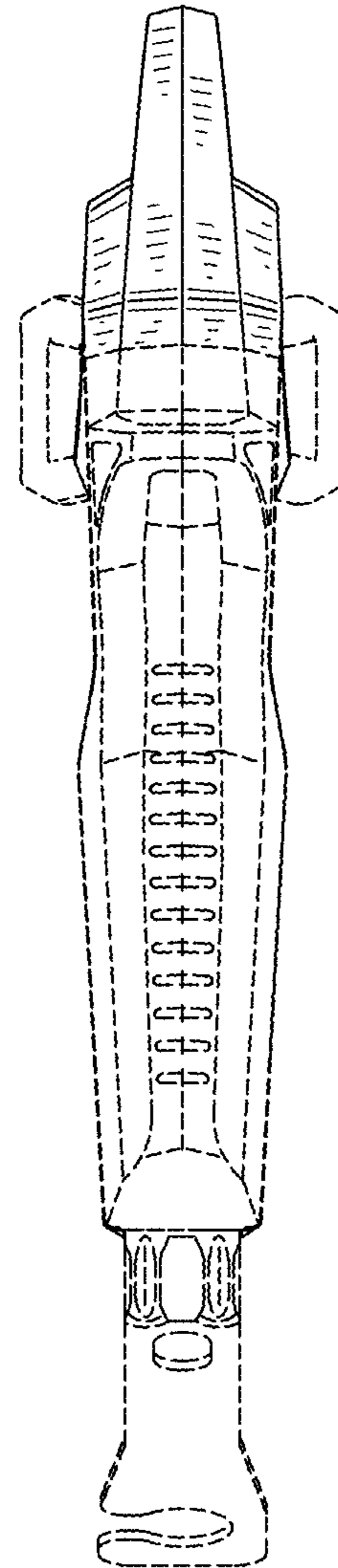


Fig. 3

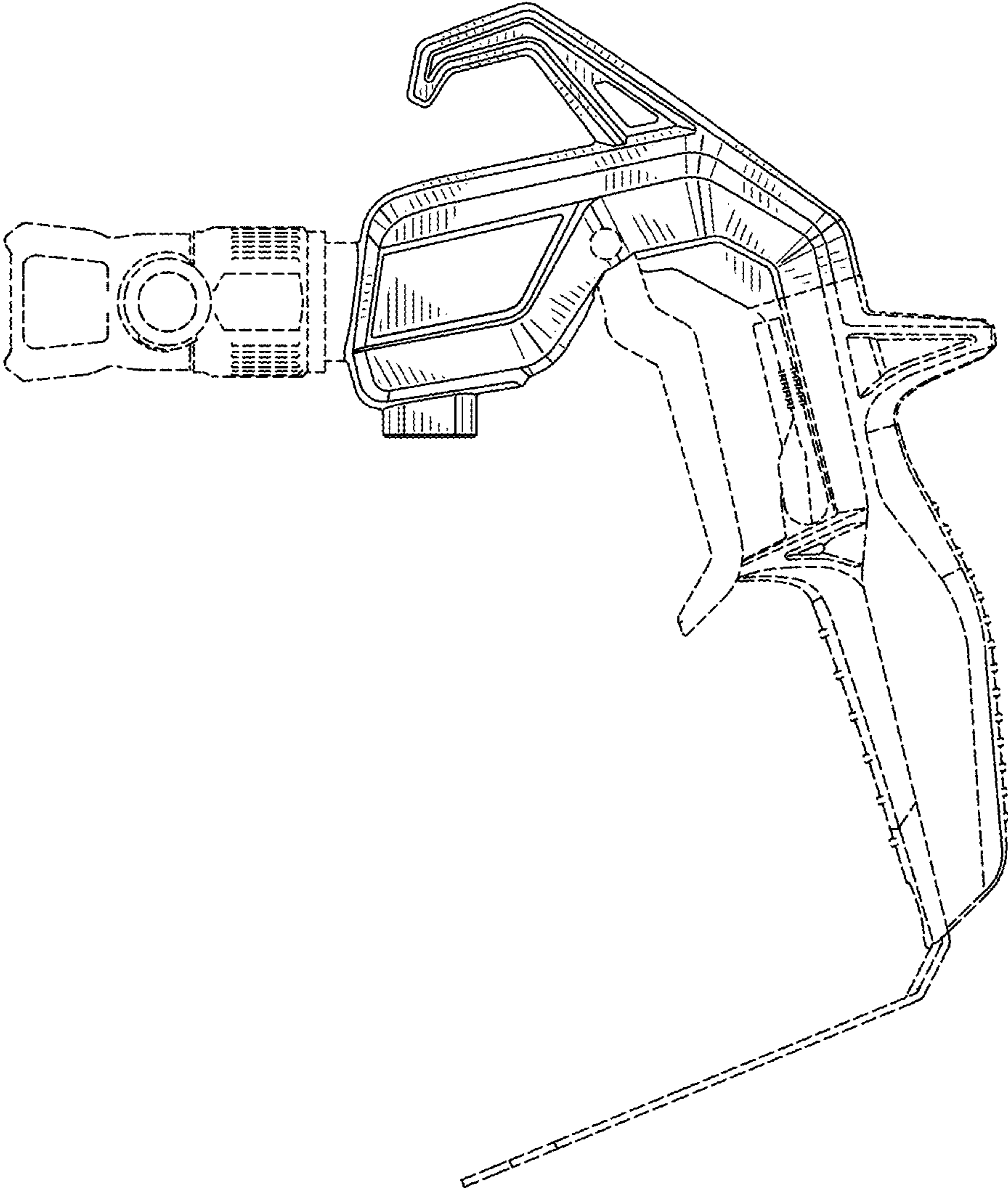


Fig. 4

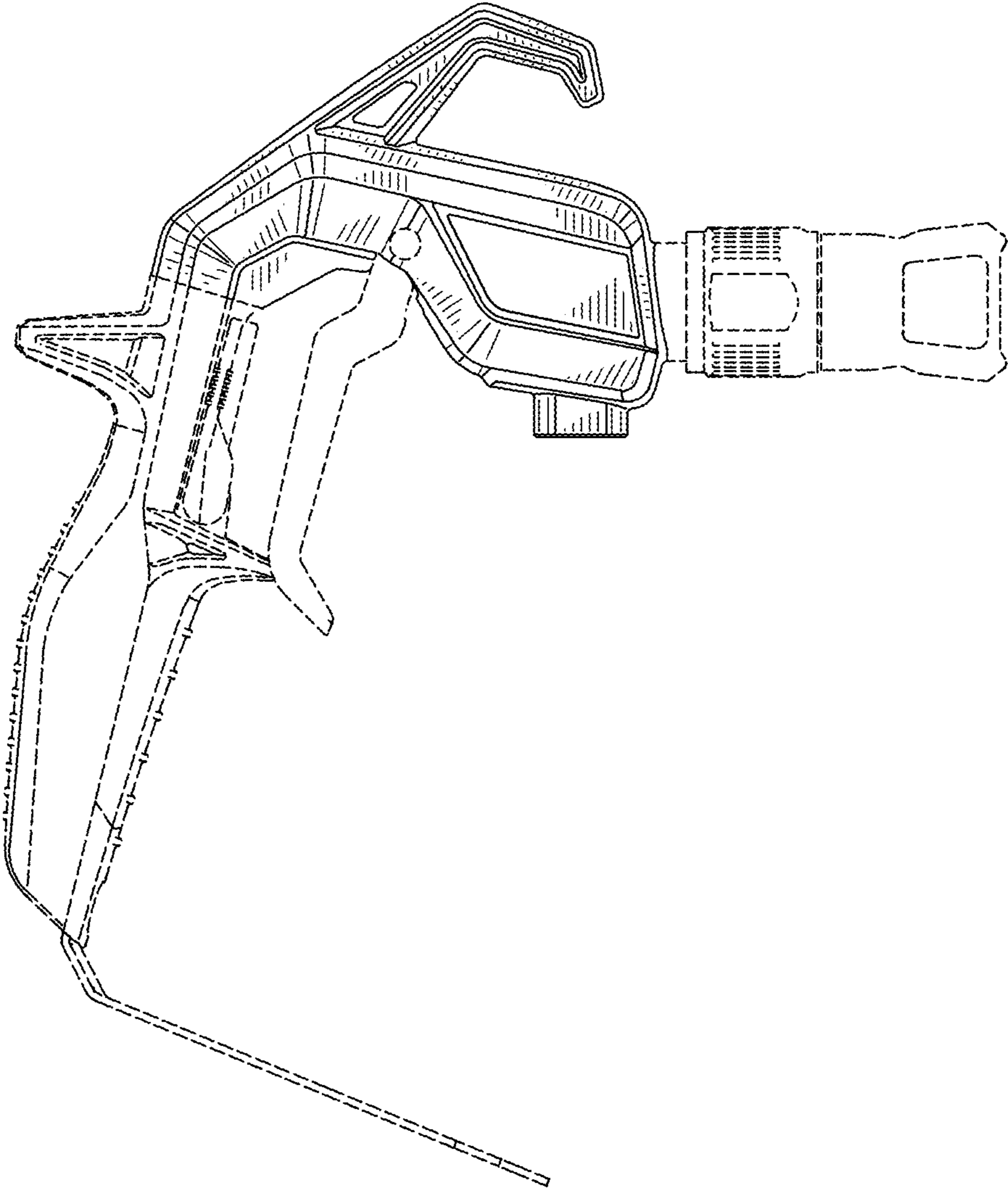


Fig. 5

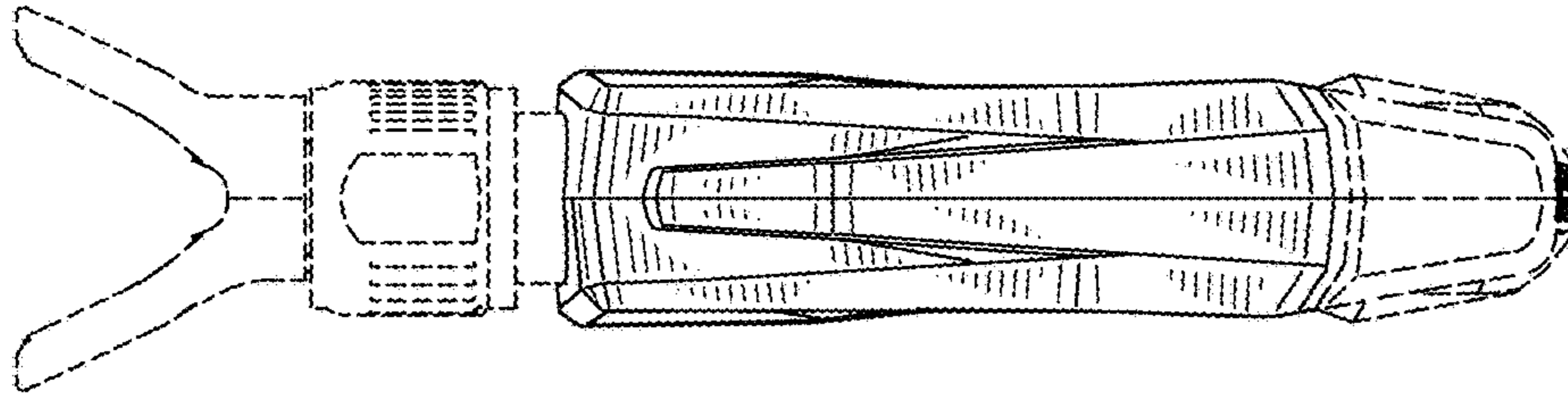


Fig. 6

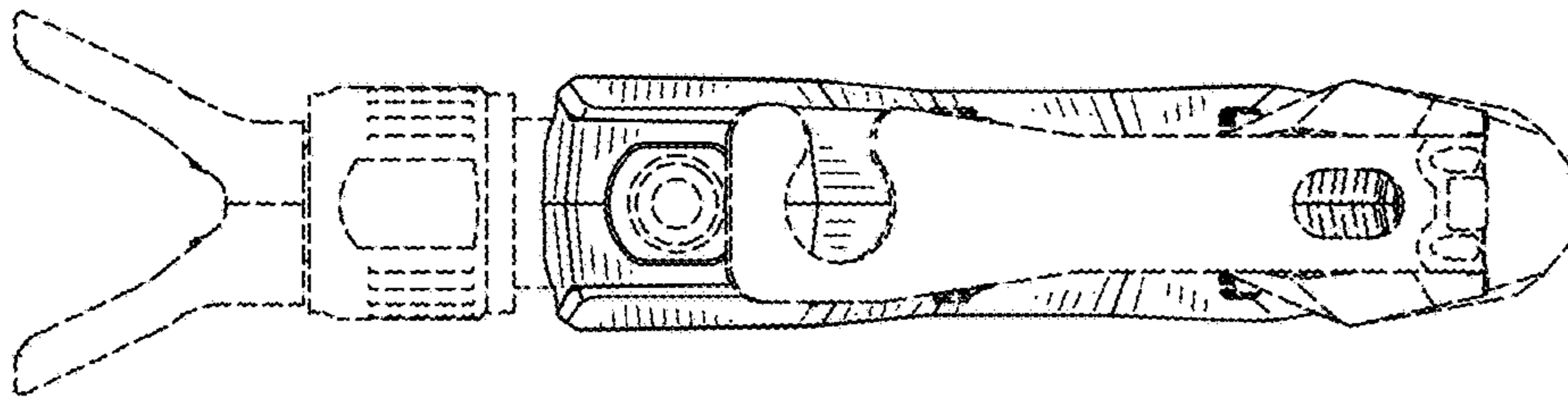


Fig. 7