



US00D801474S

(12) **United States Design Patent** (10) **Patent No.:** **US D801,474 S**
Bos et al. (45) **Date of Patent:** **** Oct. 31, 2017**

(54) **DISPENSER FOR A SANITARY APPLIANCE**

(71) Applicant: **Reckitt Benckiser LLC**

(72) Inventors: **Randy Bos**, Eindhoven (NL);
Sebastiaan Bruining, Eindhoven (NL);
Jacques Donker, Eindhoven (NL)

(73) Assignee: **Reckitt Benckiser LLC.**, Parsippany,
NJ (US)

(**) Term: **15 Years**

(21) Appl. No.: **29/584,979**

(22) Filed: **Nov. 18, 2016**

(30) **Foreign Application Priority Data**

Jun. 1, 2016 (EP) 003165414-0001
Jun. 1, 2016 (EP) 003165414-0002
Jun. 1, 2016 (EP) 003165414-0003
Jun. 1, 2016 (EP) 003165414-0004

(51) **LOC (10) Cl.** **23-02**

(52) **U.S. Cl.**
USPC **D23/208; D32/75**

(58) **Field of Classification Search**
USPC D32/75; D23/215, 75, 212, 208, 368;
D7/591, 615, 596; D9/502, 504, 523;
222/480, 541.6; 4/213, 223, 227.1;
523/102; 510/191
CPC D06F 5/005; D06F 5/02; D06F 87/005;
E03D 9/052; E03D 9/032; C11D 1/22;
C11D 17/043; C11D 3/2044; C11D 3/43;
C11D 1/83; C11D 1/72; C11D 17/0056
See application file for complete search history.

(56) **References Cited**

U.S. PATENT DOCUMENTS

D113,680 S * 3/1939 Opp D32/75
D464,107 S * 10/2002 Holmes D23/208

D583,902 S * 12/2008 Cheung D23/208
D594,953 S * 6/2009 King D23/366
D646,769 S * 10/2011 Angel D23/366
8,051,503 B2 * 11/2011 Nguyen C11D 1/655
4/223
D689,664 S * 9/2013 Dietvorst D32/75
8,695,124 B2 * 4/2014 Hsu E03D 9/03
4/231
D733,382 S * 6/2015 Bos D32/75
D740,649 S * 10/2015 Evans D9/414
D747,791 S * 1/2016 Kaser D24/104
D752,198 S * 3/2016 Zach D23/208
D752,733 S * 3/2016 Zach D23/208
D754,814 S * 4/2016 Warden D23/208
D758,091 S * 6/2016 Ayats D6/512
D765,817 S * 9/2016 Gerhards D23/208
D772,374 S * 11/2016 Bruining D23/208
D772,375 S * 11/2016 Bruining D23/208
D784,491 S * 4/2017 Hale D23/208
D789,485 S * 6/2017 Hale D23/208

(Continued)

Primary Examiner — Austin Murphy

(74) *Attorney, Agent, or Firm* — Norris McLaughlin &
Marcus PA

(57) **CLAIM**

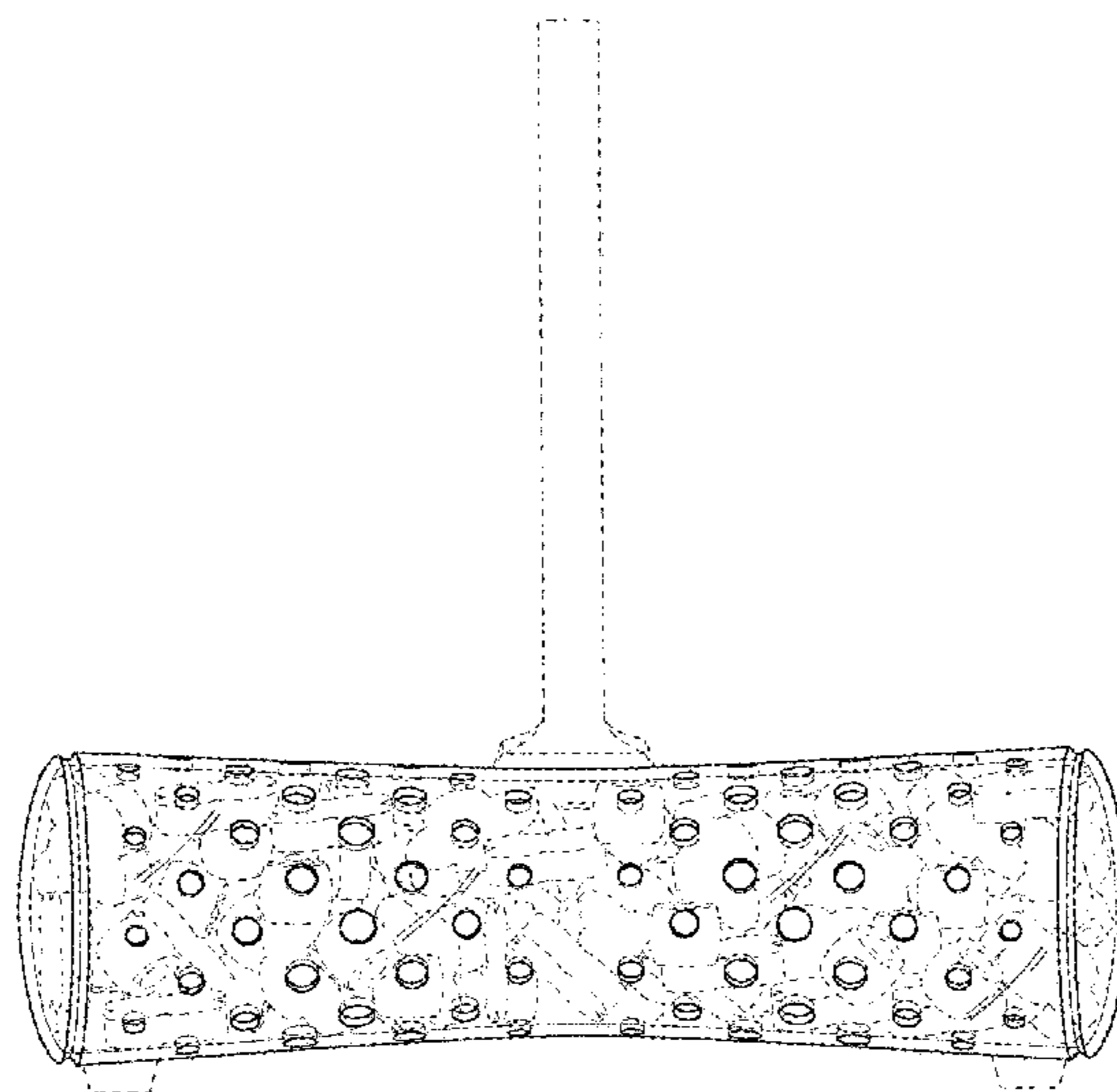
The ornamental design for a dispenser for a sanitary appli-
ance, as shown and described.

DESCRIPTION

FIGS. 1-7 depict a dispenser for a sanitary appliance, in
which:

FIG. 1 is a frontal perspective view thereof;
FIG. 2 is a frontal elevational view thereof;
FIG. 3 is a rear elevational view thereof;
FIG. 4 is a first side elevational view thereof;
FIG. 5 is a second side elevational view thereof;
FIG. 6 is a top plan view thereof; and,
FIG. 7 is a bottom plan view thereof.

1 Claim, 5 Drawing Sheets



(56)

References Cited

U.S. PATENT DOCUMENTS

2002/0083514 A1* 7/2002 Lhoste E03D 9/032
4/231
2010/0212074 A1* 8/2010 Burt E03D 9/007
4/231
2010/0299818 A1* 12/2010 Lu C11D 1/523
4/223
2013/0104304 A1* 5/2013 Wilson E03D 9/032
4/231

* cited by examiner

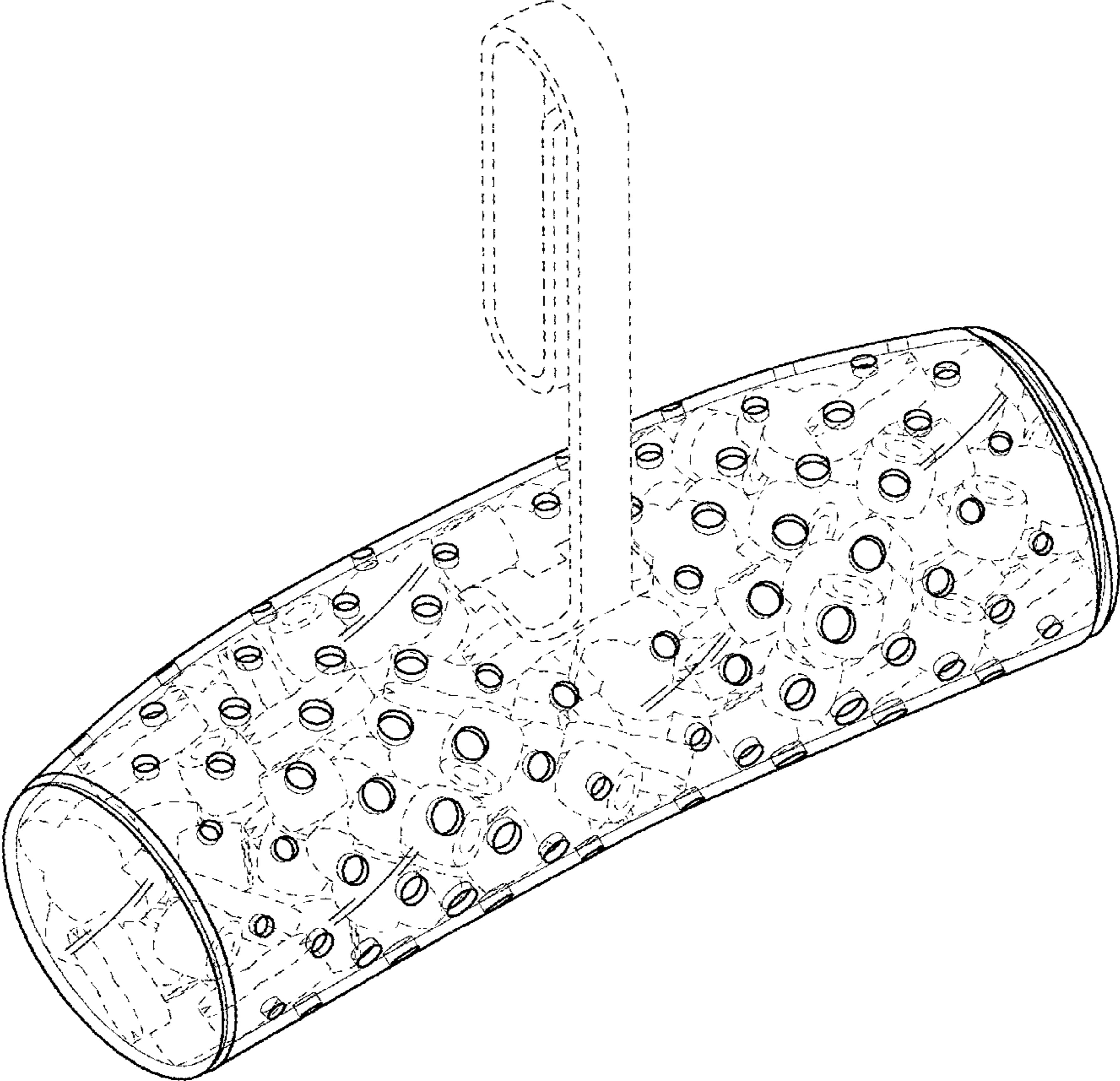


Fig. 1

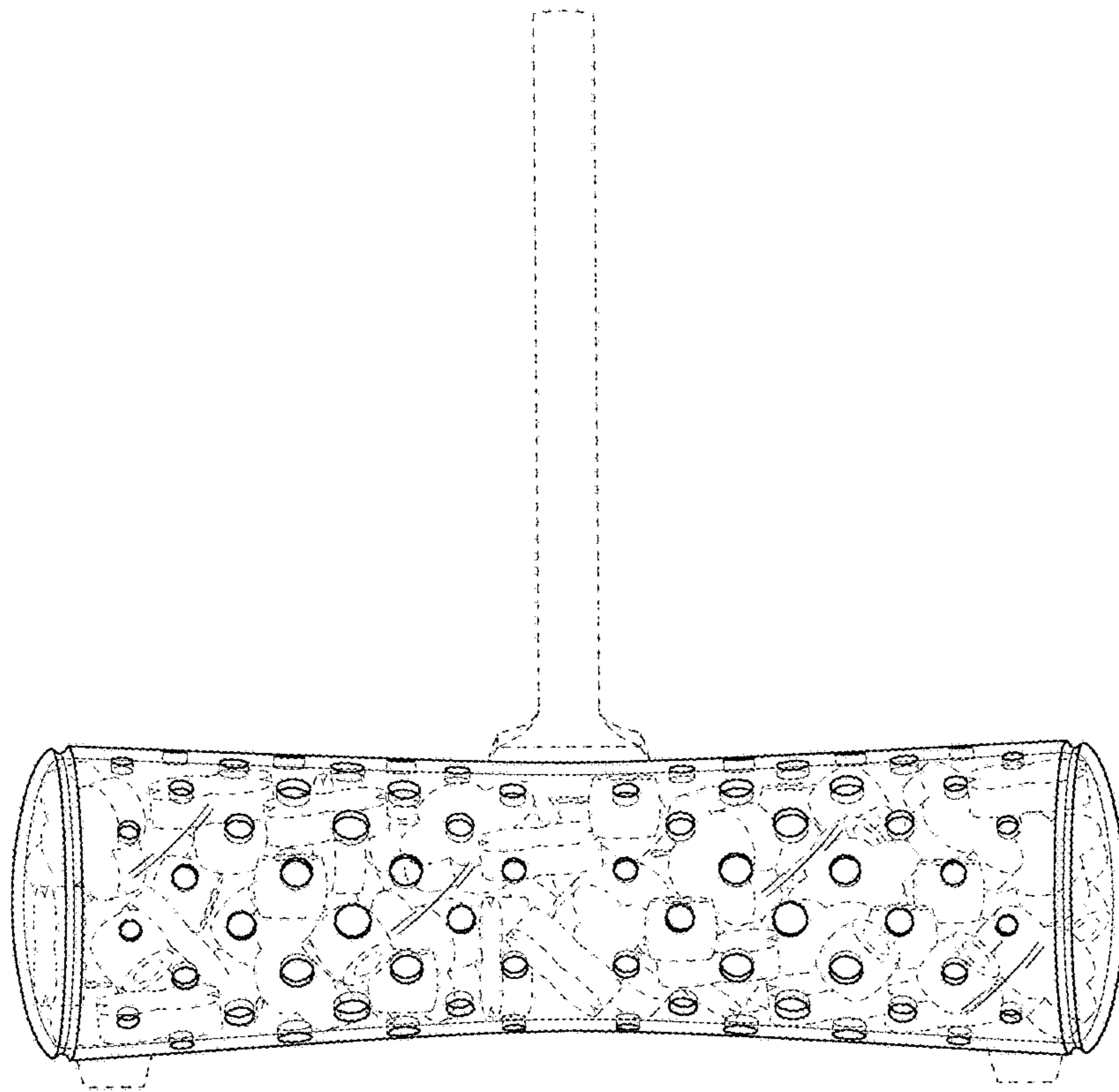


Fig. 2

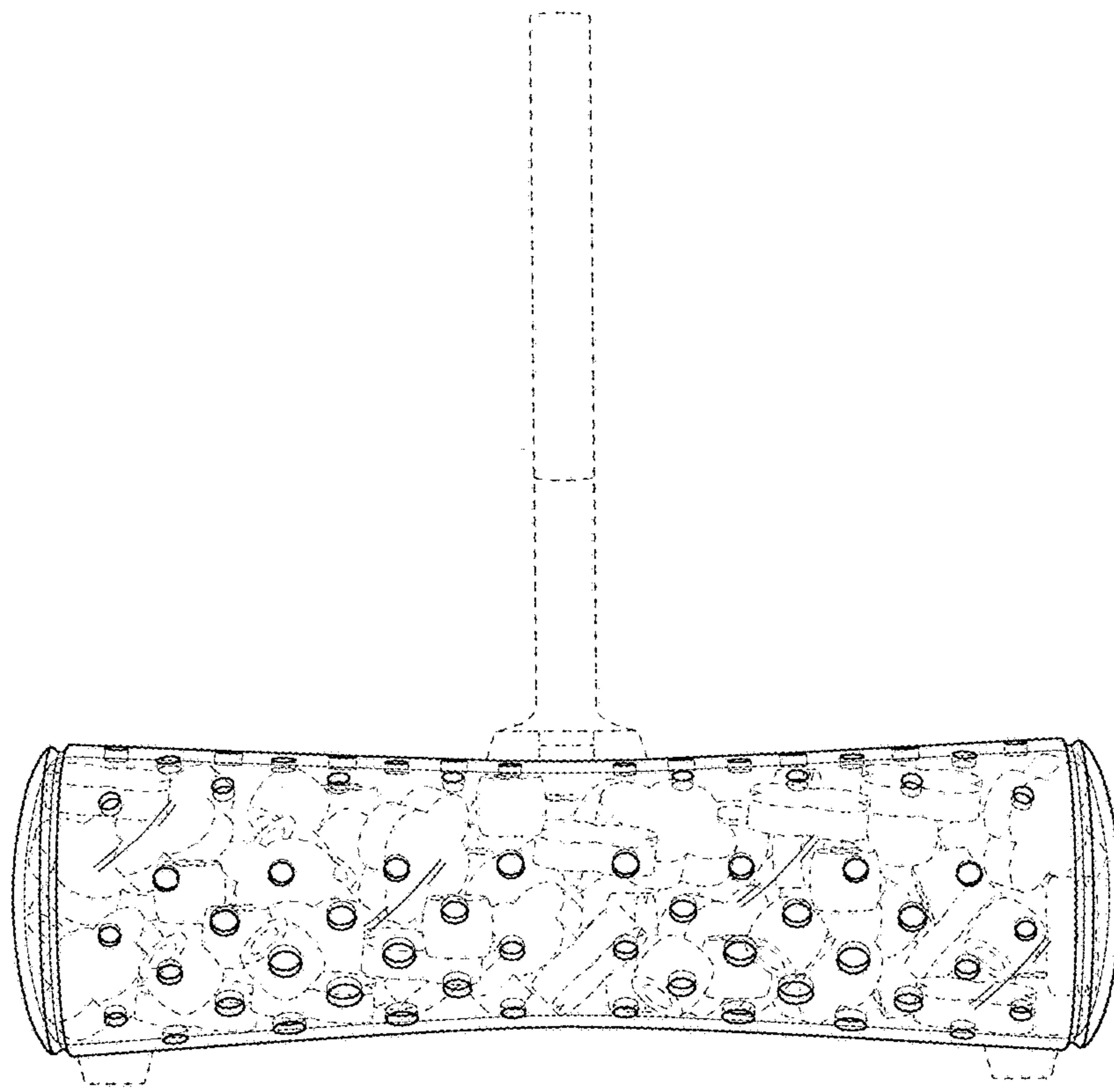


Fig. 3

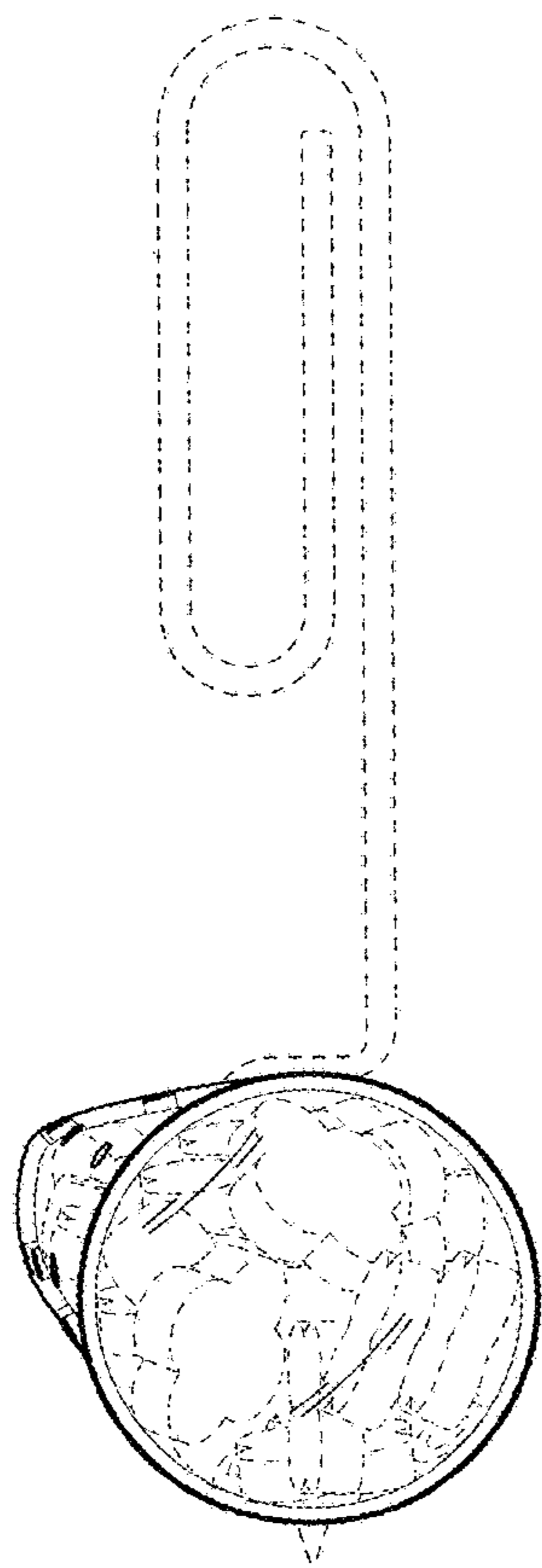


Fig. 4

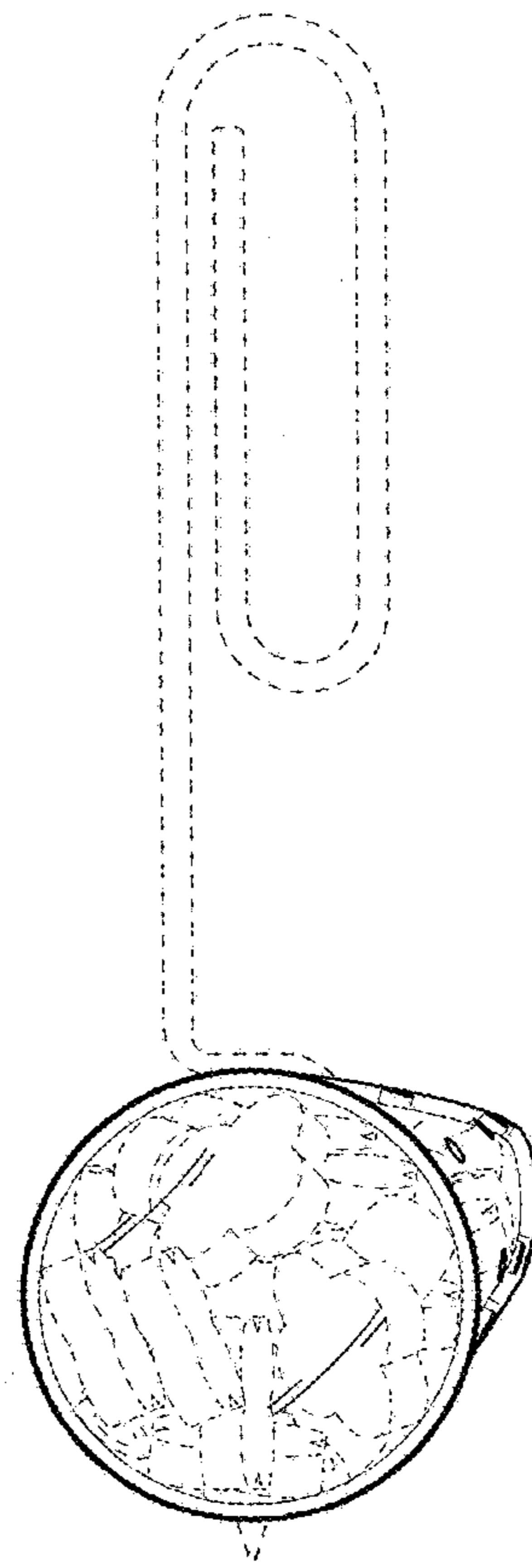


Fig. 5

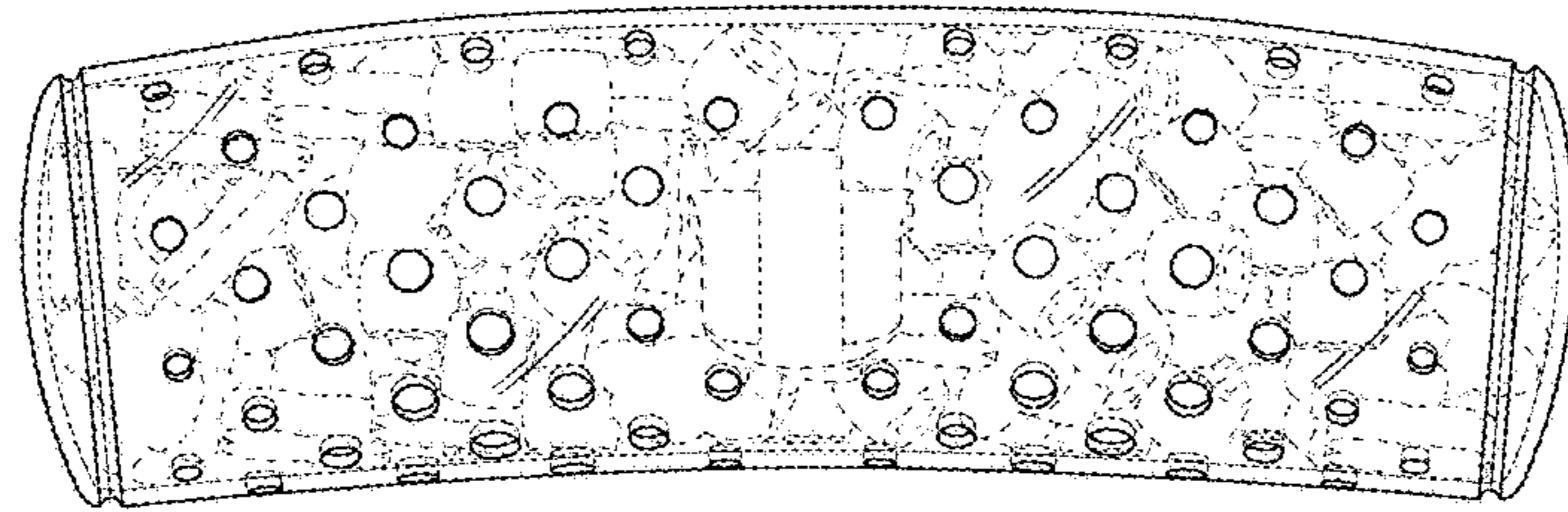


Fig. 6

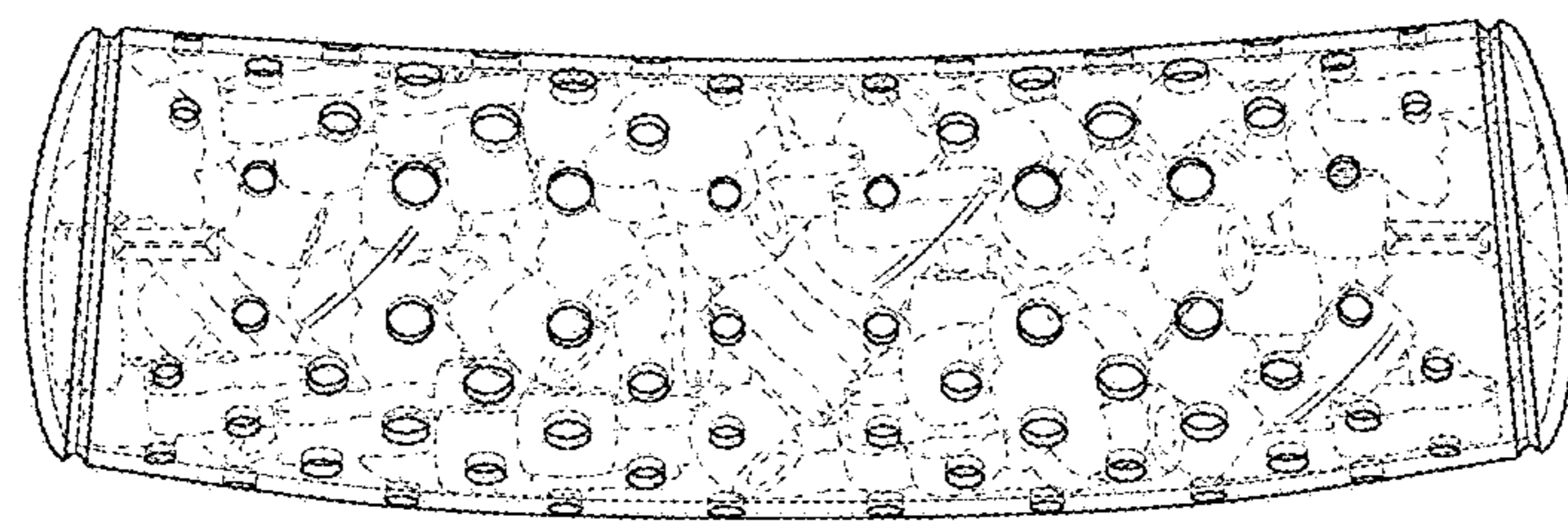


Fig. 7