



US00D801473S

(12) **United States Design Patent**  
**Zach et al.**

(10) **Patent No.:** **US D801,473 S**  
(45) **Date of Patent:** **\*\* Oct. 31, 2017**

- (54) **APPLICATOR**
- (71) Applicant: **S. C. Johnson & Son, Inc.**, Racine, WI (US)
- (72) Inventors: **Steven A. Zach**, Waterford, WI (US); **Meghan Marie McGuire**, Milwaukee, WI (US); **Caitlin Y. O’Gara**, Racine, WI (US); **Austin R. Barger**, Kenosha, WI (US)
- (73) Assignee: **S. C. Johnson & Son, Inc.**, Racine, WI (US)
- (\*\*) Term: **15 Years**
- (21) Appl. No.: **29/574,430**
- (22) Filed: **Aug. 15, 2016**
- (51) **LOC (10) Cl.** ..... **23-01**
- (52) **U.S. Cl.**  
USPC ..... **D23/208**
- (58) **Field of Classification Search**  
USPC ..... D23/208; D9/517  
CPC ..... E03D 9/005; E03D 9/032; E03D 9/038  
See application file for complete search history.

|                |         |            |       |                         |
|----------------|---------|------------|-------|-------------------------|
| D592,513 S *   | 5/2009  | Zach       | ..... | D9/517                  |
| D596,033 S *   | 7/2009  | Zach       | ..... | D9/517                  |
| 8,112,824 B2 * | 2/2012  | Spogardh   | ..... | E03D 9/032<br>4/222     |
| 8,814,456 B2 * | 8/2014  | Schultz    | ..... | B65D 83/0022<br>222/471 |
| D741,449 S *   | 10/2015 | Washburn   | ..... | D23/207                 |
| 9,212,476 B2 * | 12/2015 | Muhlhausen | ..... | E03D 9/005              |
| D752,733 S *   | 3/2016  | Zach       | ..... | D23/208                 |
| D766,398 S *   | 9/2016  | Quaethem   | ..... | D23/208                 |
| D791,275 S *   | 7/2017  | Muller     | ..... | D23/208                 |

\* cited by examiner

*Primary Examiner* — Robin V Webster

(57) **CLAIM**

The ornamental design for an applicator, as shown and described.

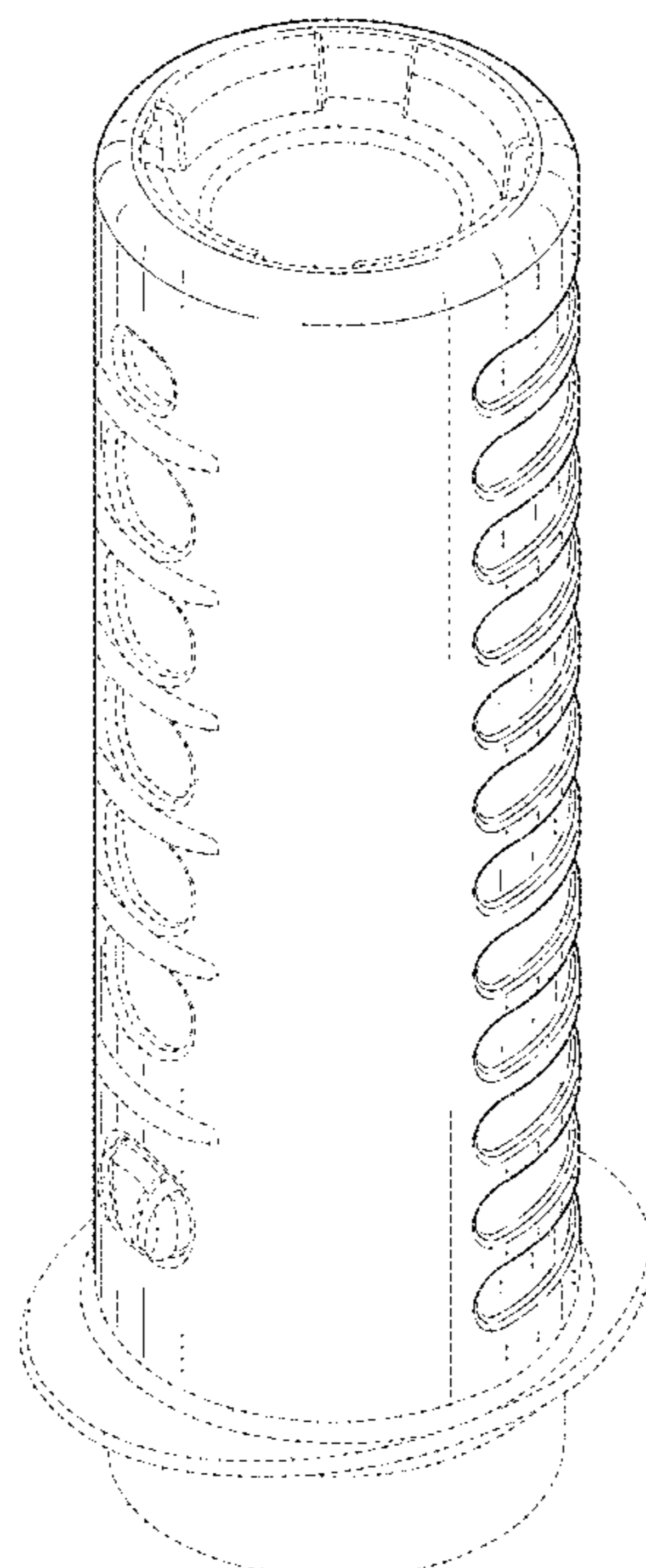
**DESCRIPTION**

FIG. 1 is a top, front, right perspective view of an applicator showing our new design;  
FIG. 2 is a front view thereof;  
FIG. 3 is a rear view thereof;  
FIG. 4 is a right side view thereof;  
FIG. 5 is a left side view thereof;  
FIG. 6 is a top view thereof; and,  
FIG. 7 is a bottom view thereof.

The broken lines immediately adjacent to the shaded area represent unclaimed boundaries of the design. The unshaded regions within the shaded area form no part of the claimed design. The broken lines showing the remainder of the applicator are for environmental purposes only and form no part of the claimed design.

**1 Claim, 4 Drawing Sheets**

- (56) **References Cited**  
U.S. PATENT DOCUMENTS  
D464,107 S \* 10/2002 Holmes ..... D23/208  
D506,805 S \* 6/2005 Nguyen ..... D23/208  
D537,722 S \* 3/2007 Jaichandra ..... D9/517  
D538,164 S \* 3/2007 Zach ..... D9/517  
D587,584 S \* 3/2009 Jaichandra ..... D9/516



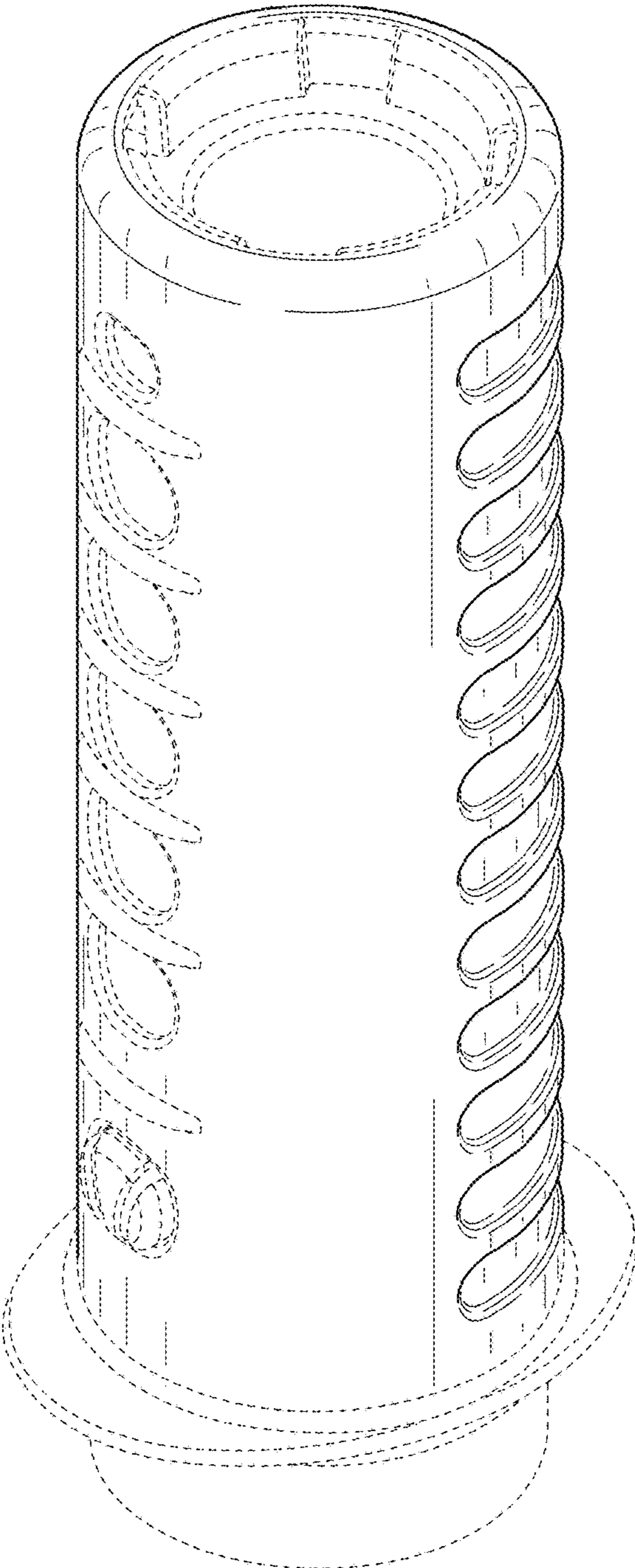


FIG. 1

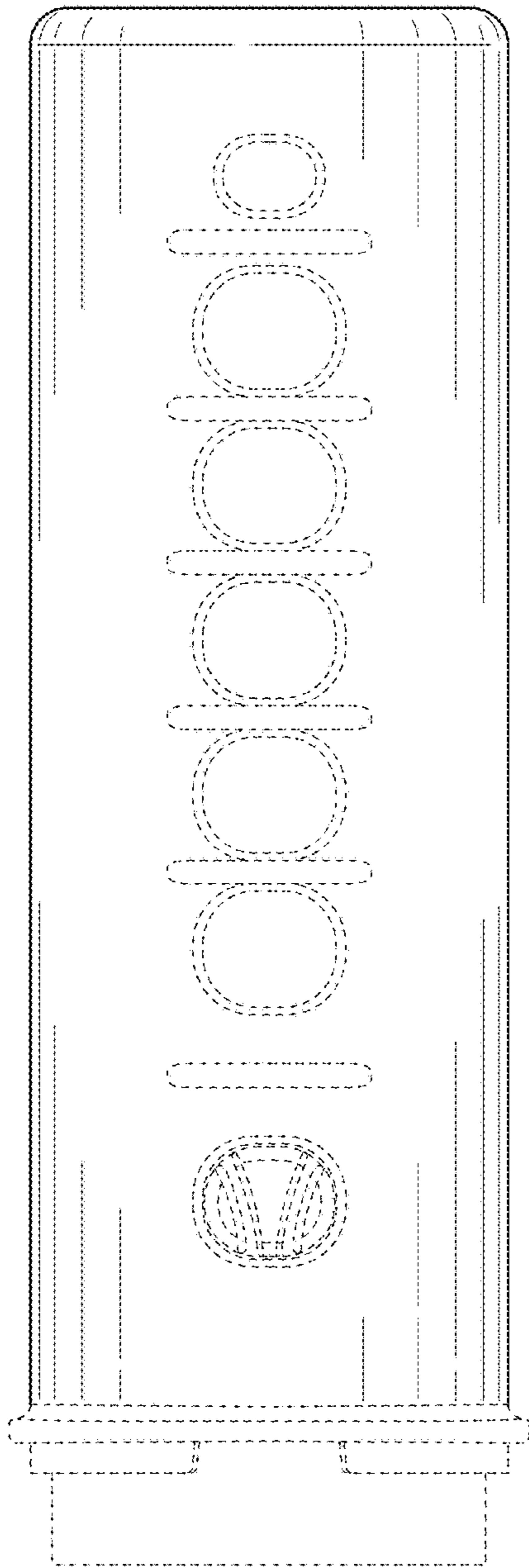


FIG. 2

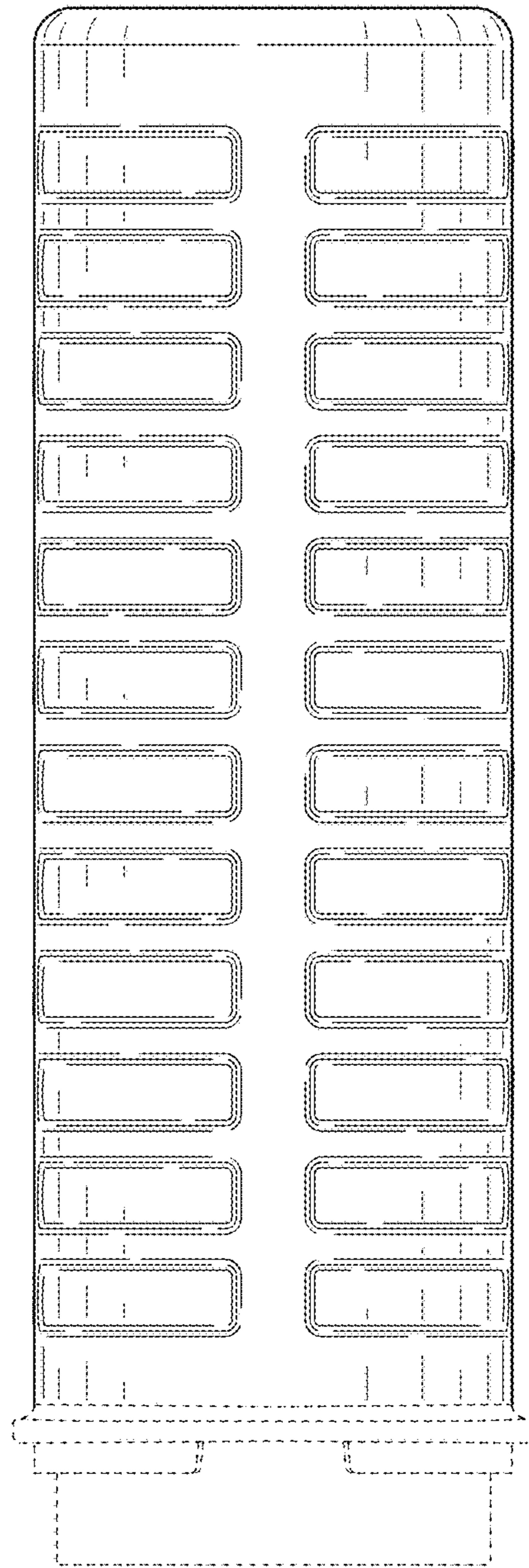


FIG. 3

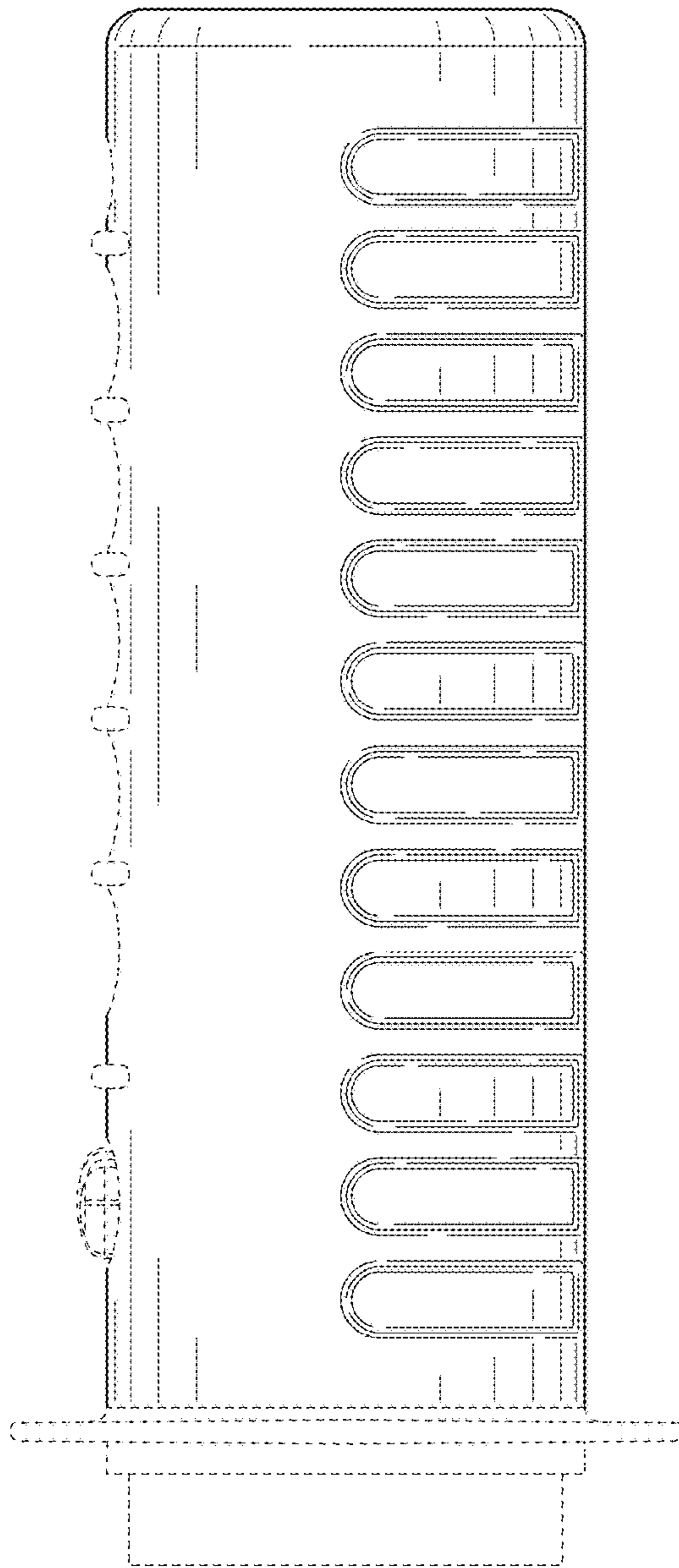


FIG. 4

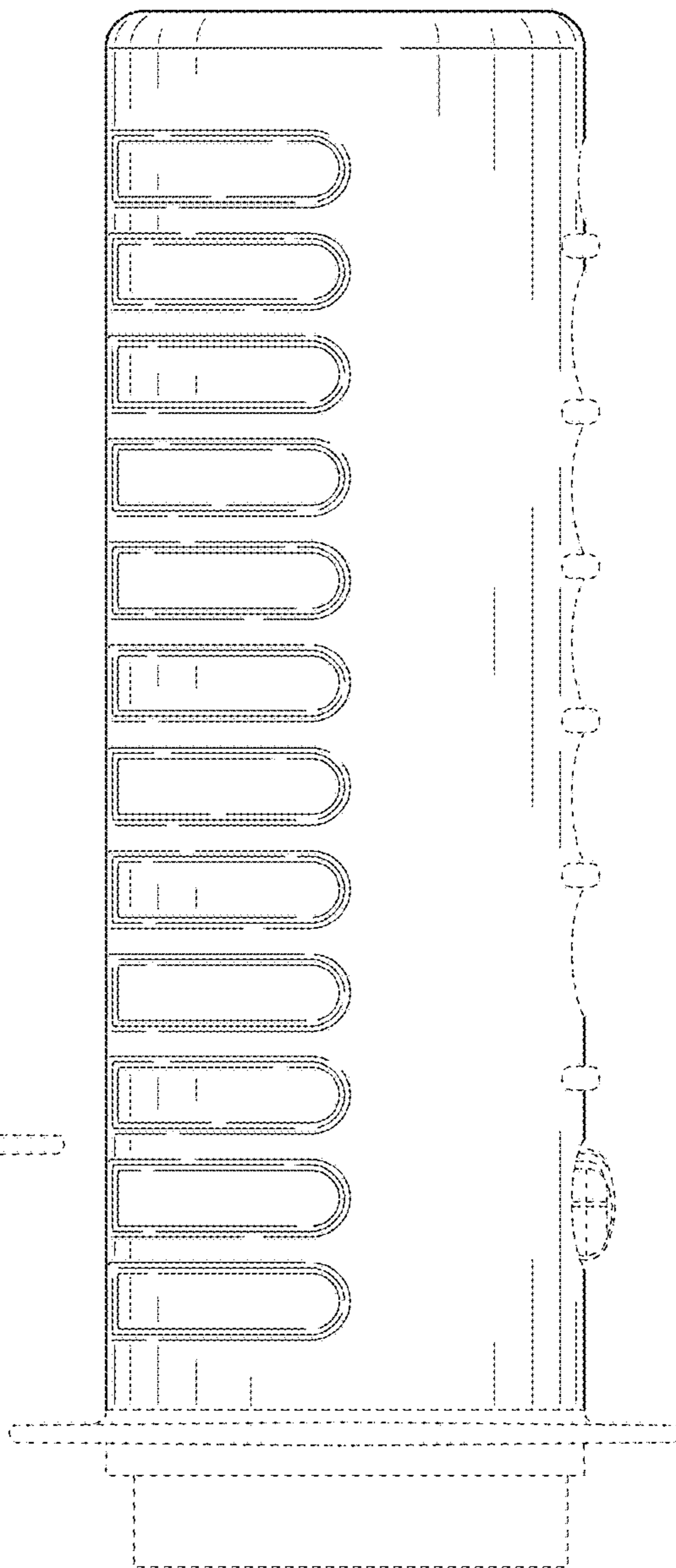


FIG. 5

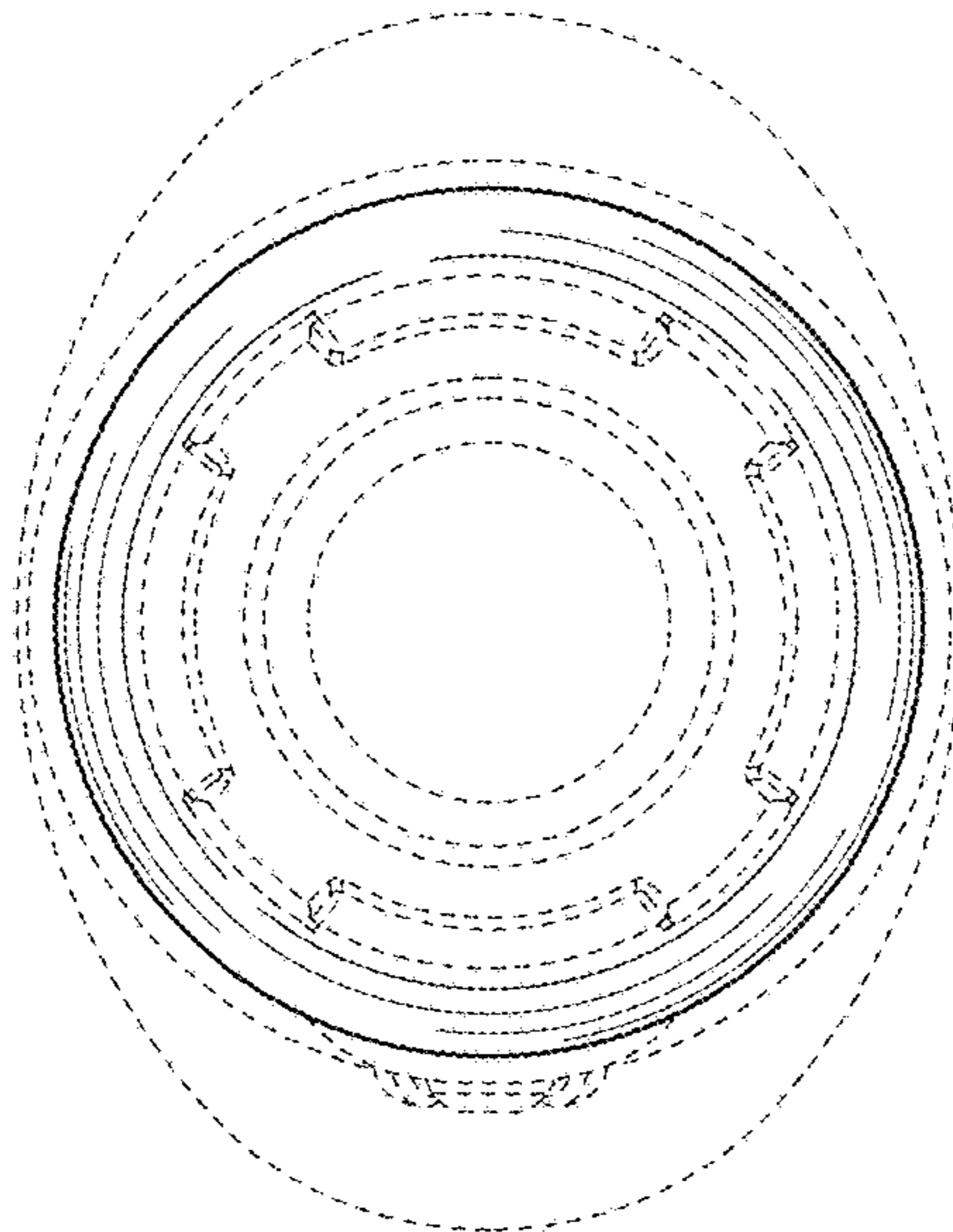


FIG. 6

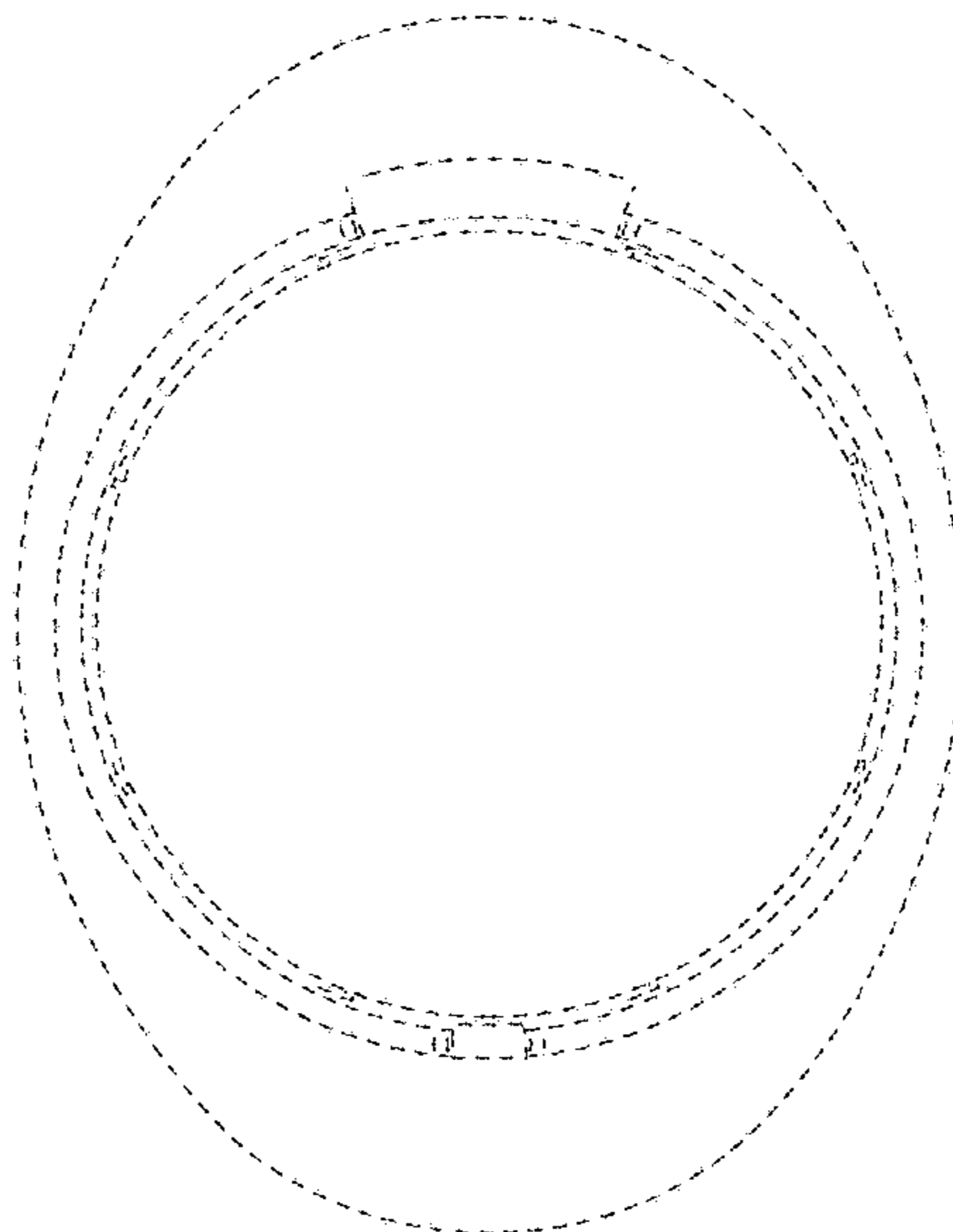


FIG. 7