

US00D801443S

(12) **United States Design Patent** (10) **Patent No.:** **US D801,443 S**
Du Toit (45) **Date of Patent:** **** Oct. 31, 2017**

(54) **BUILDING BLOCK ASSEMBLY**

(71) Applicant: **Christoffel Francois Du Toit,**
Mokopane (ZA)

(72) Inventor: **Christoffel Francois Du Toit,**
Mokopane (ZA)

(**) Term: **15 Years**

(21) Appl. No.: **29/543,334**

(22) Filed: **Oct. 23, 2015**

(30) **Foreign Application Priority Data**

Apr. 24, 2015 (ZA) A2015/00706
Apr. 24, 2015 (ZA) A2015/00708

(51) **LOC (10) Cl.** **21-01**

(52) **U.S. Cl.**
USPC **D21/499; D21/484; D21/504**

(58) **Field of Classification Search**
USPC D21/468, 478, 479, 484–505; D19/59,
D19/60, 51
CPC A63H 33/04; A63H 33/06; A63H 33/08;
A63H 33/082; A63H 33/084; A63H
33/10; A63H 33/102; A63H 33/105;
A63H 33/12; A63H 33/16; G09B 19/00
See application file for complete search history.

(56) **References Cited**

U.S. PATENT DOCUMENTS

3,461,574 A * 8/1969 Larsen A63F 9/06
273/156
3,645,535 A * 2/1972 Randolph A63F 9/12
273/157 R
4,133,538 A * 1/1979 Ambrose A63F 3/00
273/157 R

(Continued)

Primary Examiner — Cynthia M Chin

(74) *Attorney, Agent, or Firm* — Nixon & Vanderhye P.C.

(57) **CLAIM**

The ornamental design for building block assembly, as shown and described.

DESCRIPTION

FIG. 1 is an assembled perspective view of the building block assembly shown in a cube configuration formed from eight (8) tetrahedron blocks as shown in FIG. 8 and thirty-two (32) one-eighth octahedron blocks as shown in FIG. 9, which in turn form a series of eight (8) mini-cubes as shown in FIG. 4.

FIG. 2 is another assembled perspective view of the building block assembly of FIG. 1;

FIG. 3 is an exploded view of the building block assembly of FIG. 1 showing the eight (8) mini-cubes as shown in FIGS. 4 and 5;

FIG. 4 is a perspective view of a portion of the building block assembly showing the mini-cube used to form the building block assembly of FIG. 1 in which one (1) tetrahedron block as shown in FIG. 8 and four (4) one-eighth octahedron blocks as shown in FIG. 9 are magnetically connected to each other to form the mini-cube of FIG. 4;

FIG. 5 is another perspective view of the mini-cube of FIG. 4 used to form the building block assembly of FIG. 1;

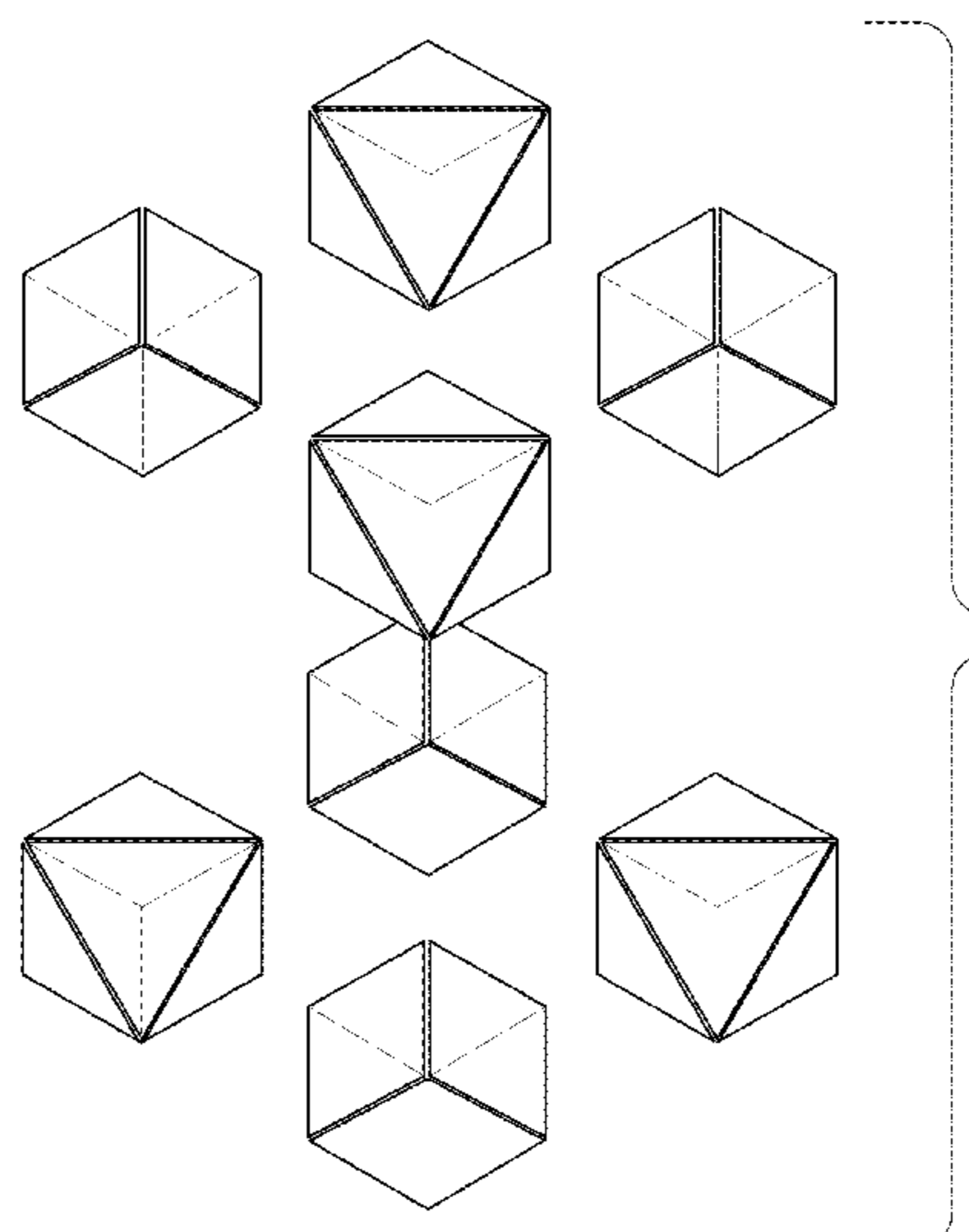
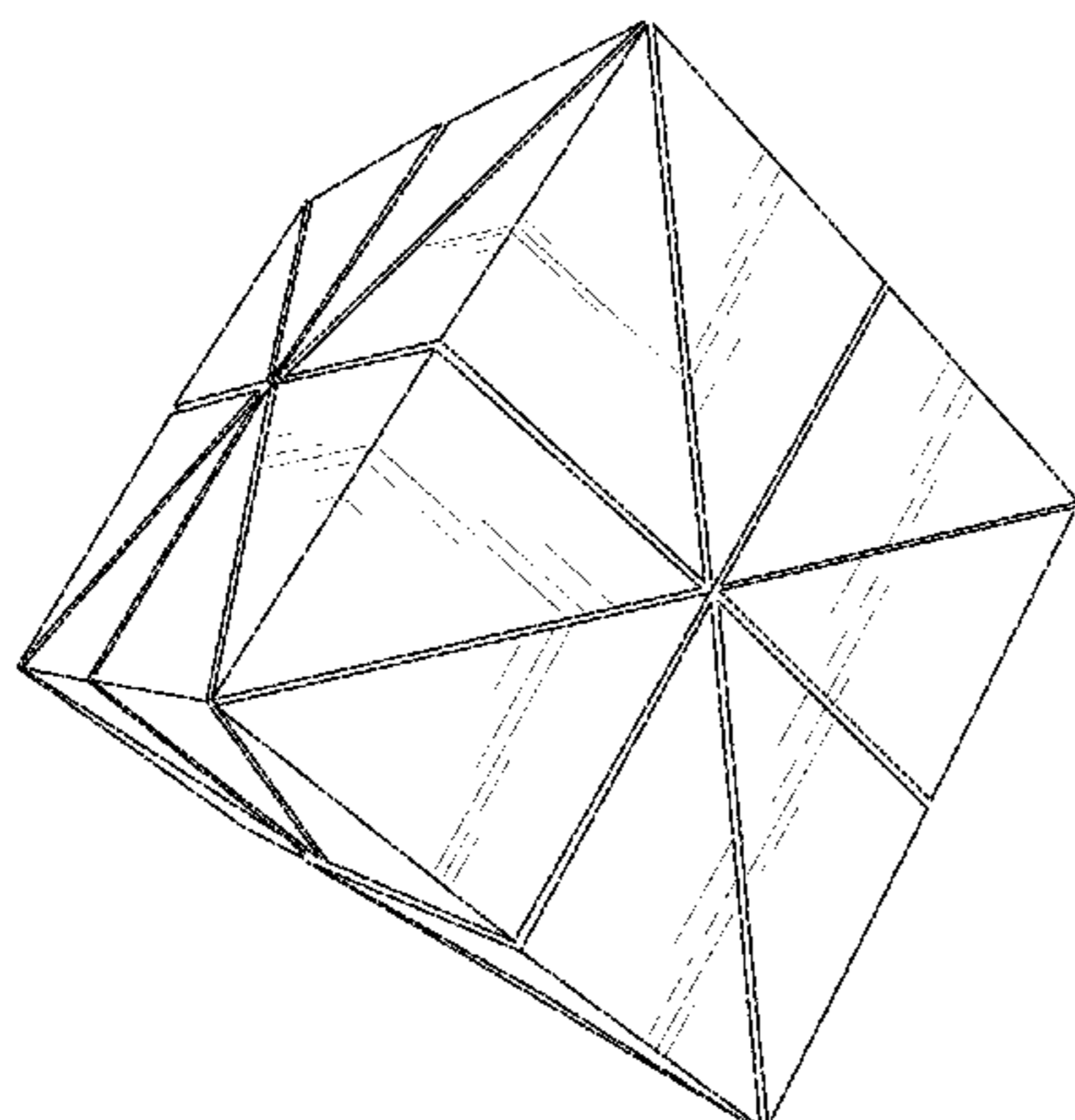
FIG. 6 is an exploded view of the mini-cube of FIGS. 4 and 5 illustrating the one (1) tetrahedron block as shown in FIG. 8 and four (4) one-eighth octahedron blocks as shown in FIG. 9;

FIG. 7 is another exploded view of the mini-cube of FIGS. 4 and 5 illustrating the one (1) tetrahedron block as shown in FIG. 8 and four (4) one-eighth octahedron blocks as shown in FIG. 9;

FIG. 8 is a perspective view of one (1) tetrahedron block used to form the mini-cube of FIGS. 4 and 5; and,

FIG. 9 is a perspective view of one (1) one-eighth octahedron blocks used to form the mini-cube of FIGS. 4 and 5.

1 Claim, 8 Drawing Sheets



(56)

References Cited

U.S. PATENT DOCUMENTS

4,207,715 A * 6/1980 Kitrick E04B 1/19
 428/542.2
 4,676,507 A * 6/1987 Patterson A63F 9/12
 273/160
 4,723,382 A * 2/1988 Lalvani E04B 1/3211
 273/157 R
 4,875,681 A * 10/1989 Ofir A63F 9/088
 273/155
 5,168,677 A * 12/1992 Pronsato A63F 9/1208
 52/81.1
 5,567,194 A * 10/1996 Stapleton A63H 33/04
 446/124
 5,762,529 A * 6/1998 Nizza A63H 33/04
 434/403
 D404,091 S * 1/1999 Nizza D21/505
 6,264,199 B1 * 7/2001 Schaedel A63F 9/088
 273/155
 6,921,314 B2 * 7/2005 Miller A63H 33/084
 446/487
 6,931,812 B1 * 8/2005 Lipscomb E04B 1/19
 52/648.1
 7,152,381 B2 * 12/2006 Hasley E04B 1/34
 446/85
 7,247,075 B2 * 7/2007 von Oech A63H 33/04
 273/153 S
 8,157,608 B1 * 4/2012 Stapleton A63H 33/08
 273/153 P

* cited by examiner

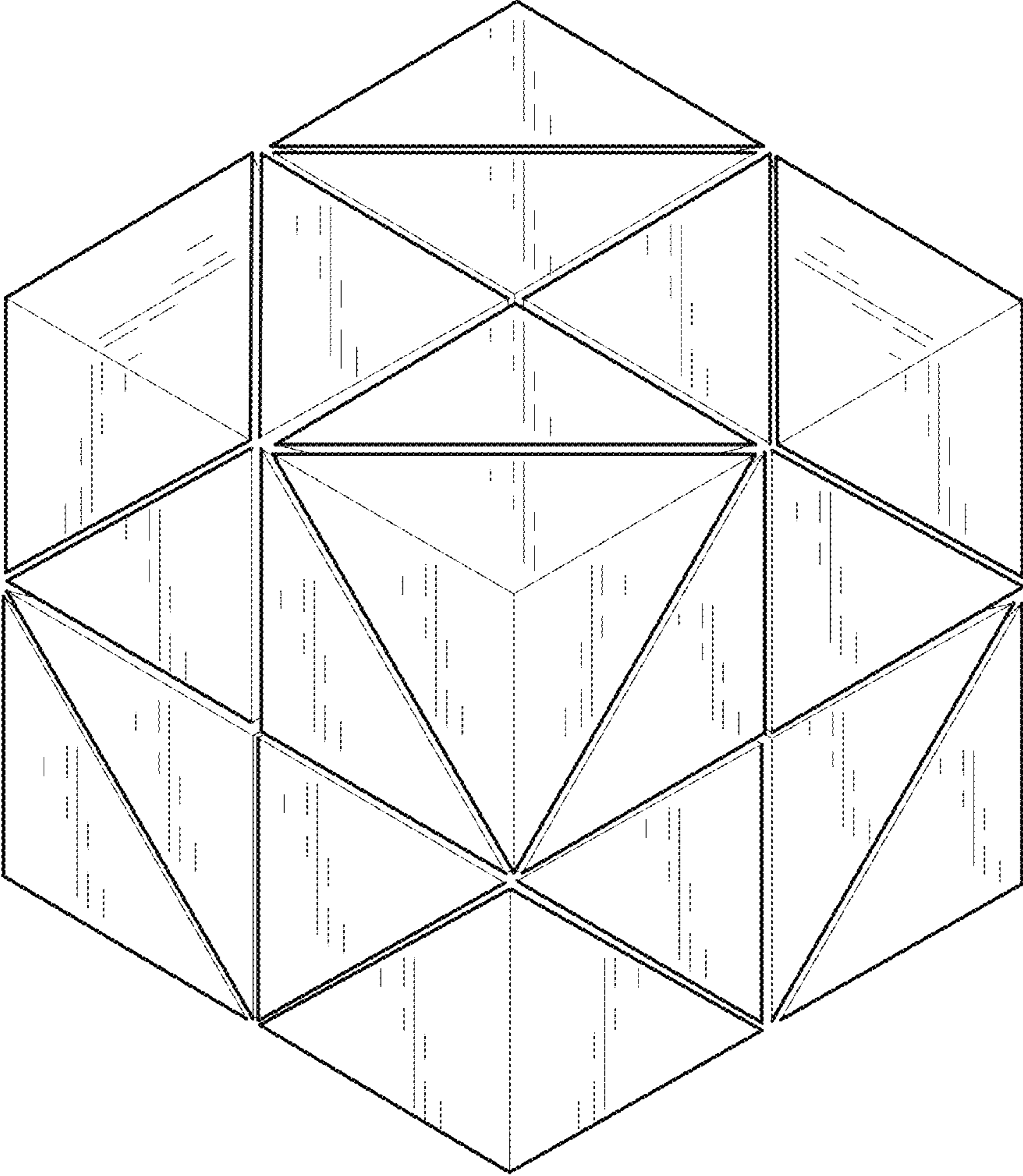


Fig. 1

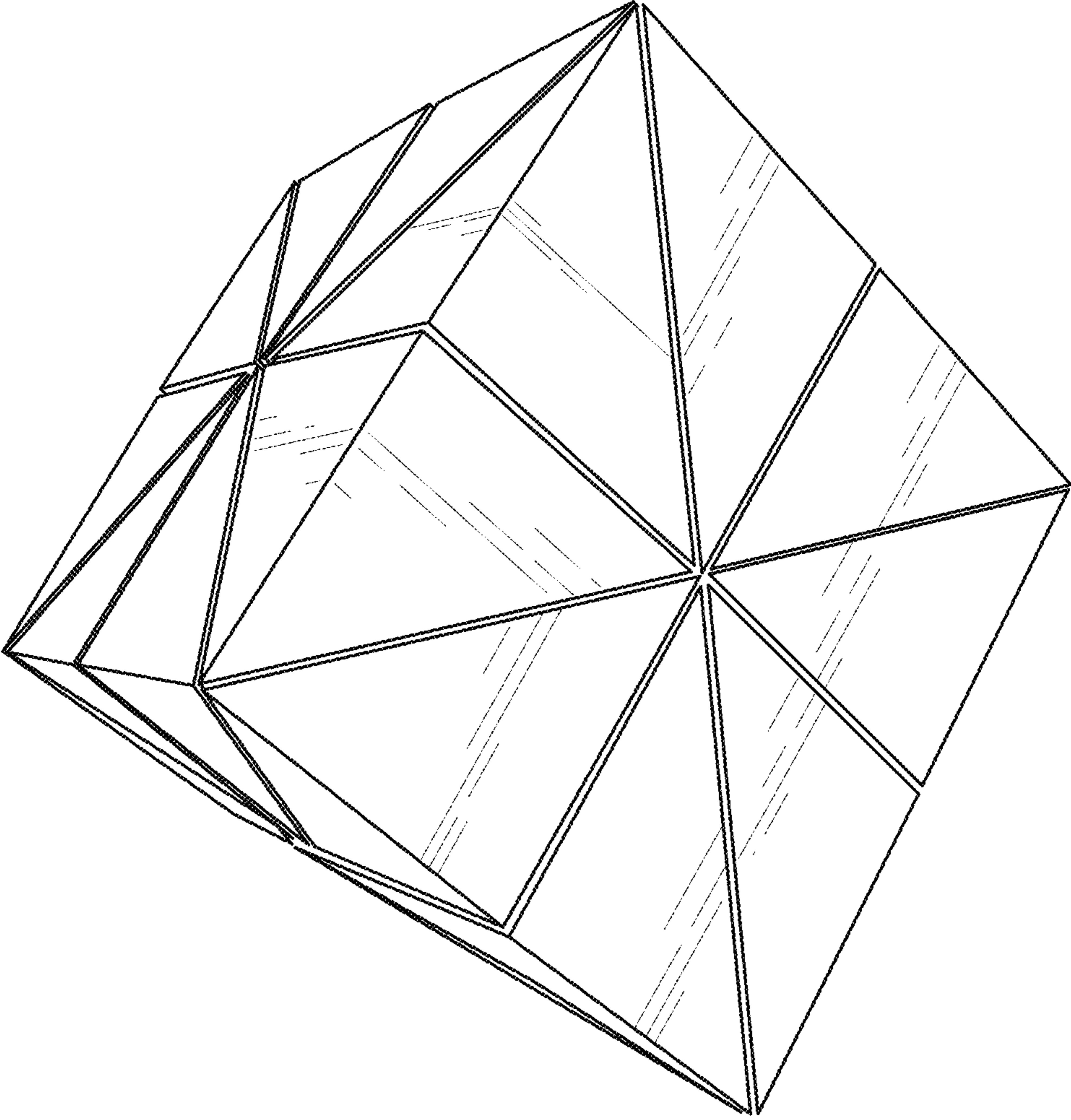


Fig. 2

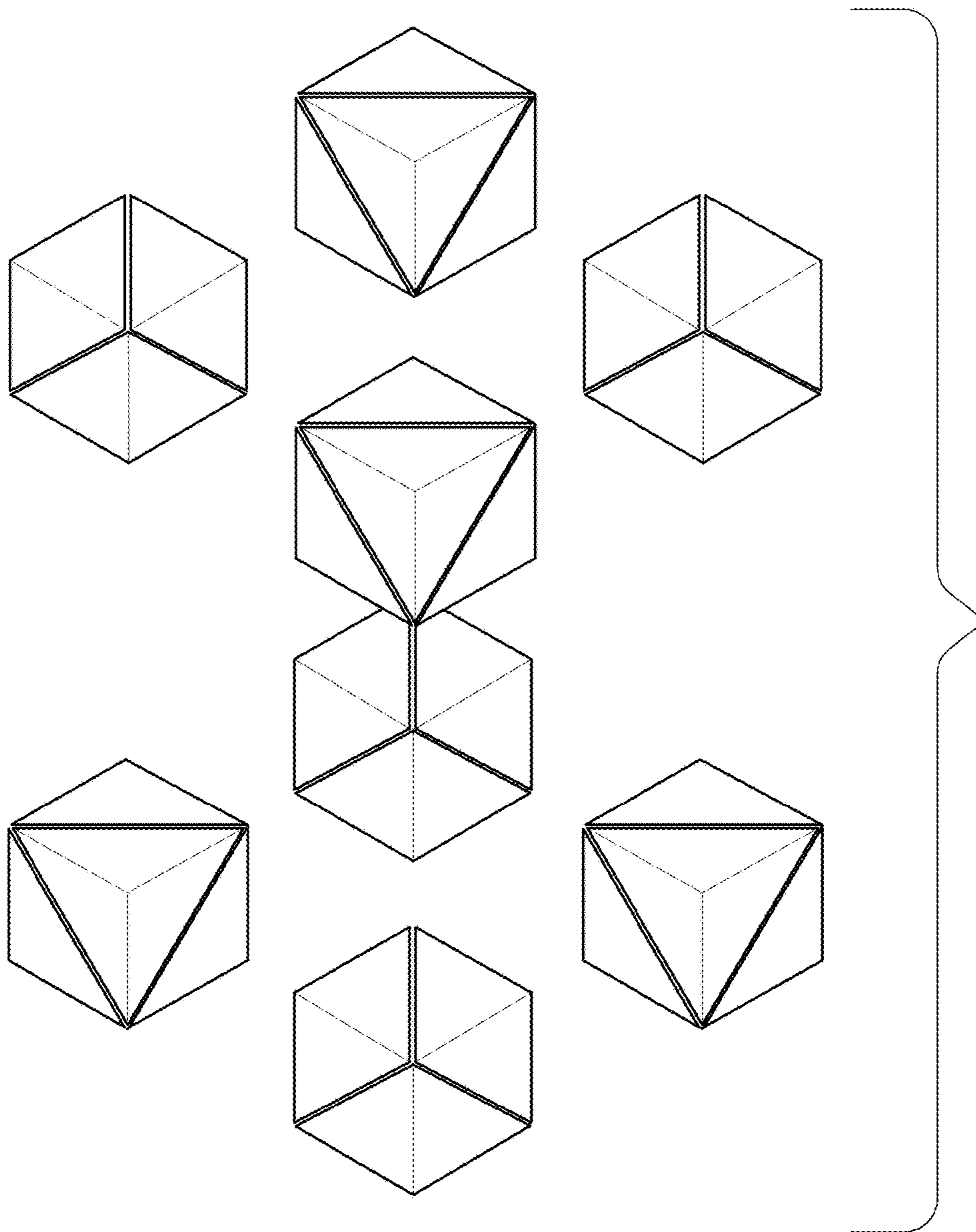


Fig. 3

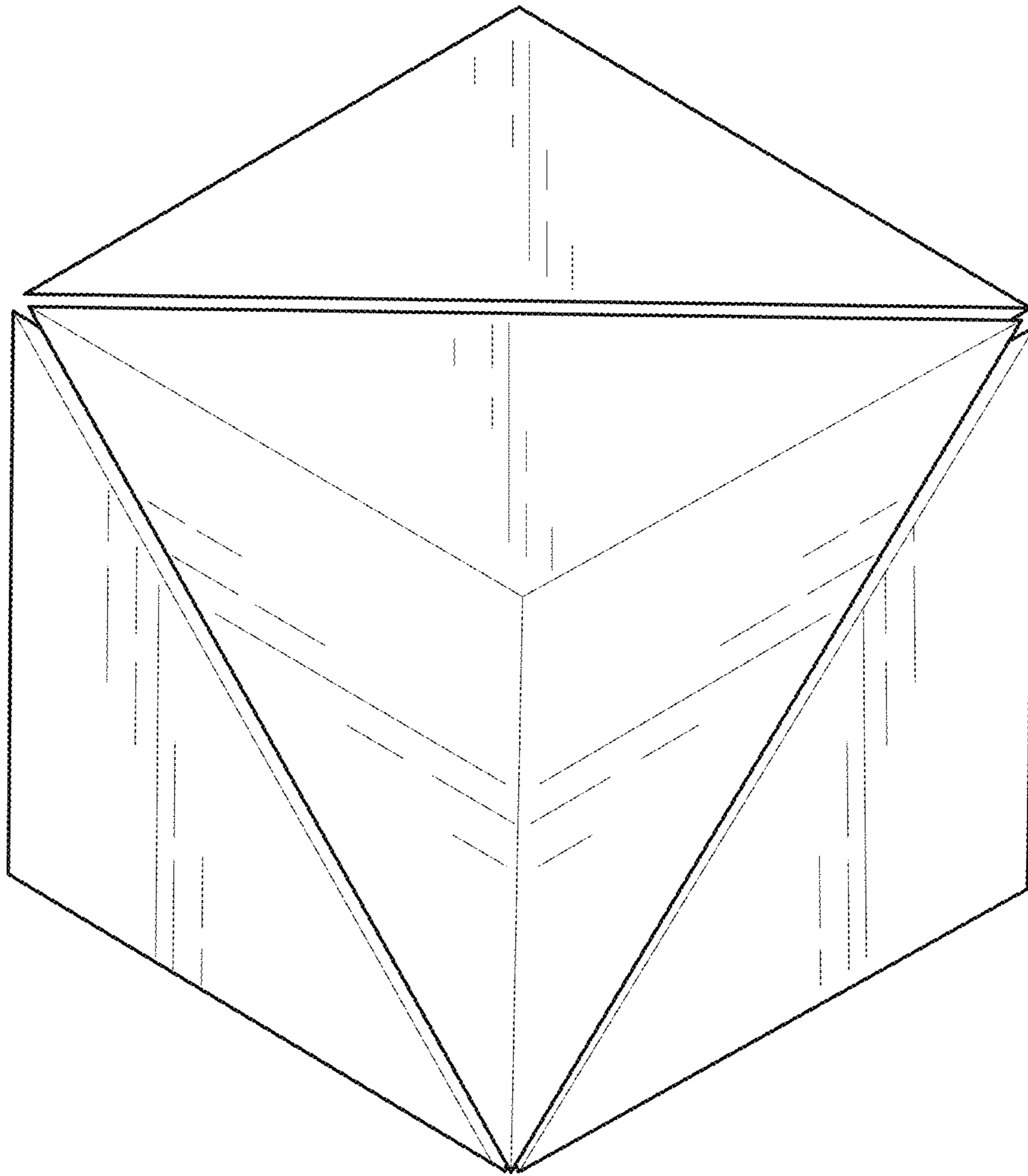


Fig. 4

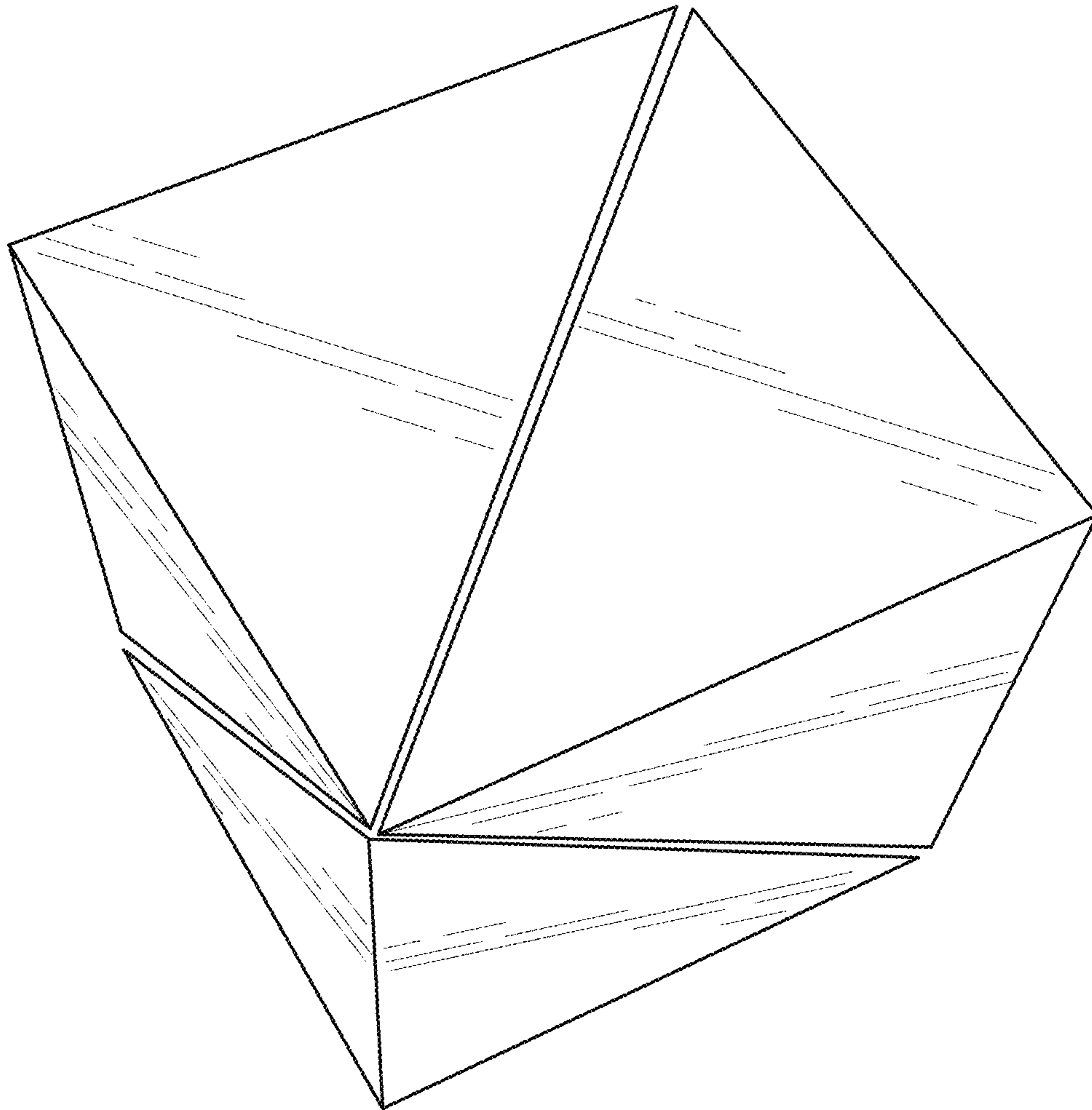


Fig. 5

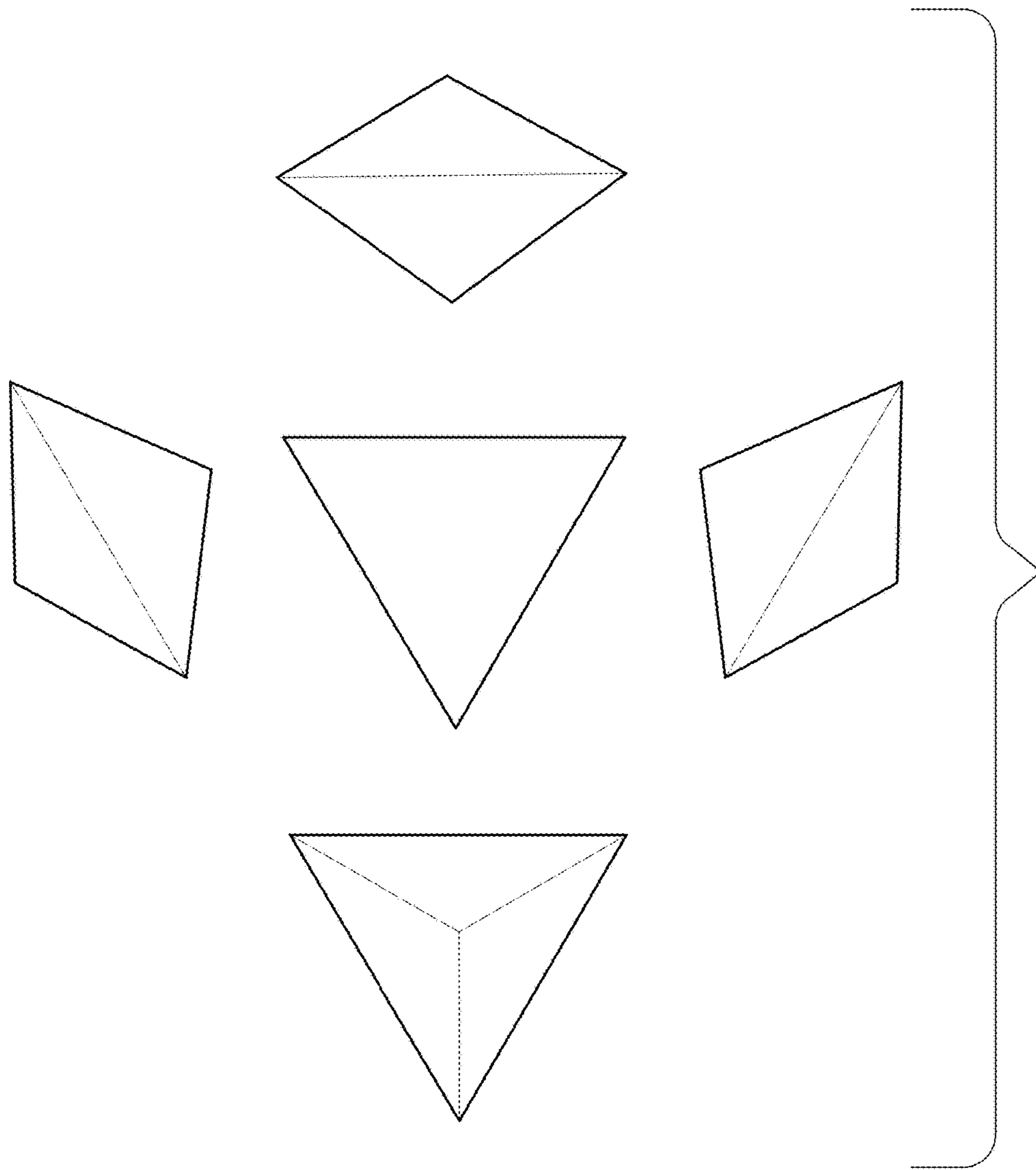


Fig. 6




Fig. 7

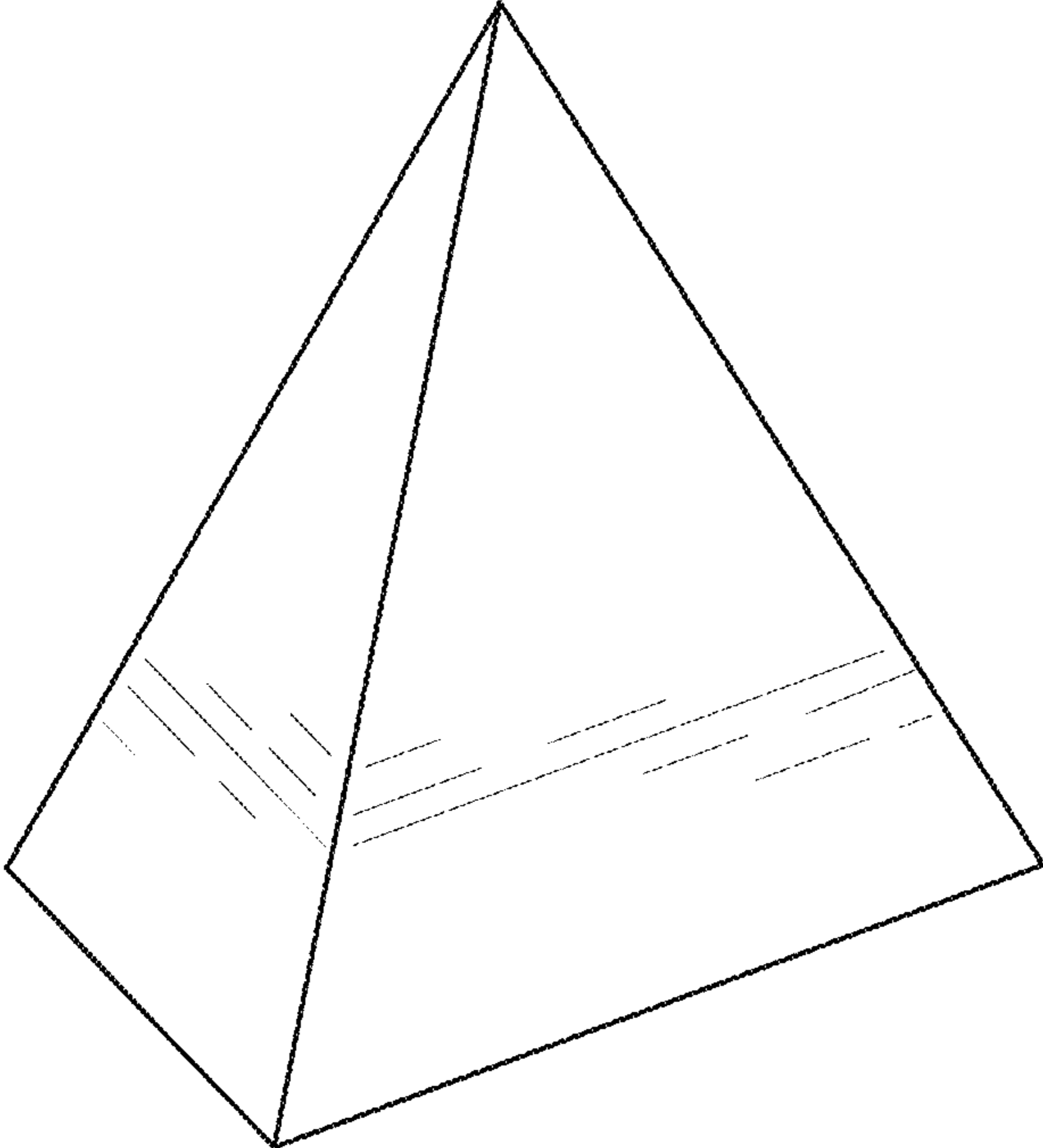


Fig. 8

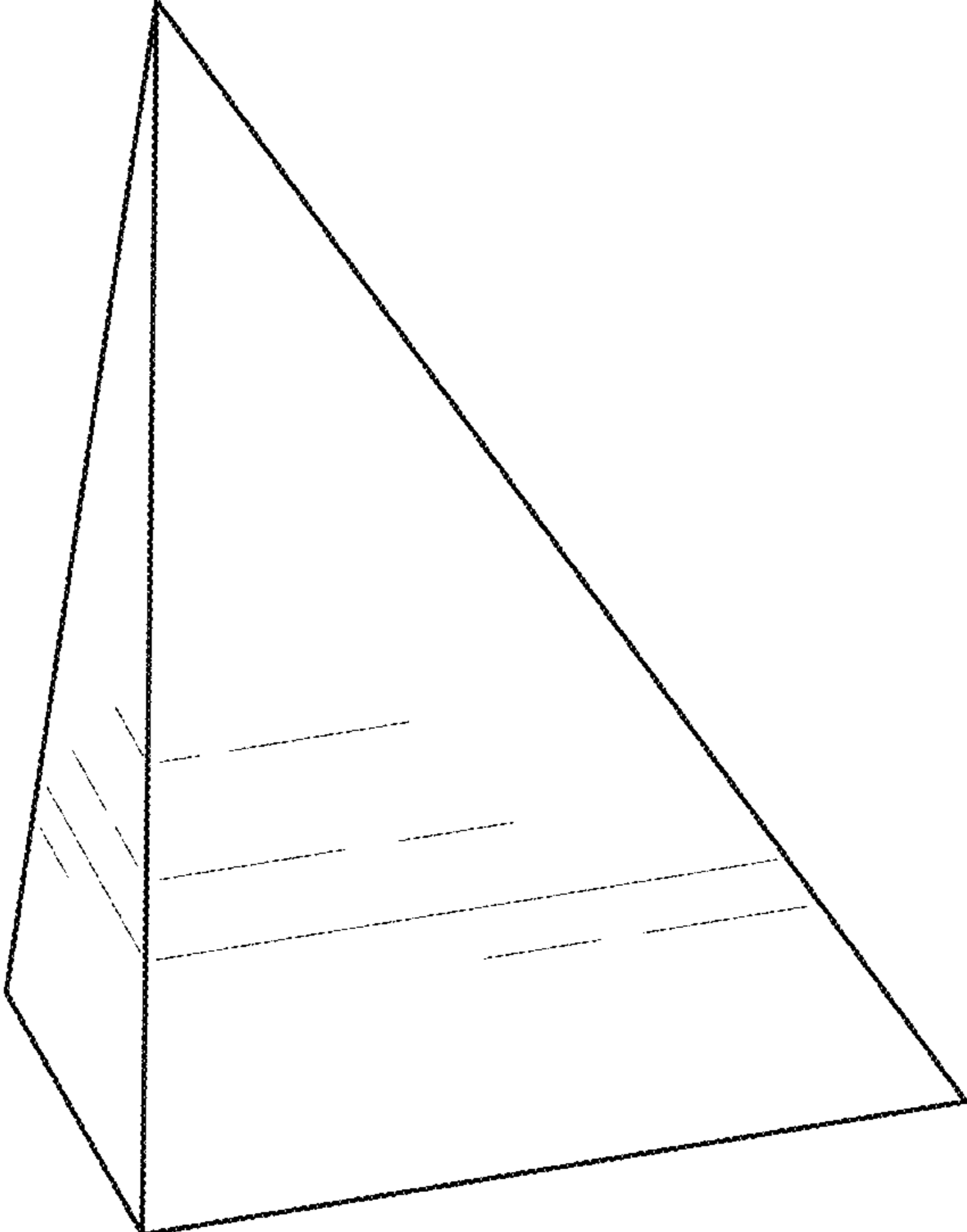


Fig. 9