



US00D801436S

(12) **United States Design Patent** (10) **Patent No.:** **US D801,436 S**
Stephenson, III et al. (45) **Date of Patent:** **** Oct. 31, 2017**

(54) **GAMING TERMINAL**

(71) Applicants: **Orlando Worth Stephenson, III**,
Kentwood, MI (US); **Leslie W. O’Nan**,
Grand Rapids, MI (US); **Timothy Jay**
Sweet, Grand Rapids, MI (US)

(72) Inventors: **Orlando Worth Stephenson, III**,
Kentwood, MI (US); **Leslie W. O’Nan**,
Grand Rapids, MI (US); **Timothy Jay**
Sweet, Grand Rapids, MI (US)

(**) Term: **15 Years**

(21) Appl. No.: **29/562,839**

(22) Filed: **Apr. 29, 2016**

(51) **LOC (10) Cl.** **21-02**

(52) **U.S. Cl.**
USPC **D21/369**

(58) **Field of Classification Search**
USPC D21/369, 370, 371, 385, 329, 325, 394;
D14/307, 172, 129, 325, 401, 371, 126,
D14/439, 432, 450, 128, 375; 463/28,
463/13, 11, 16, 20, 25, 31, 46, 23, 30, 17,
463/36, 29, 42, 34, 32, 35, 19, 21, 22;
273/292, 203, 138.2, 143 R, 142 R, 138.1;
D19/60; D16/226; D8/335, 331, 334;
D26/14
CPC G07F 17/32; G07F 17/34; G07F 17/3211;
G07F 17/3244; G07F 17/3267
See application file for complete search history.

(56) **References Cited**

U.S. PATENT DOCUMENTS

D327,508 S * 6/1992 Mirando D21/325
D508,268 S * 8/2005 Hanchar D21/369
D525,665 S * 7/2006 Karlsson D21/329
D557,348 S * 12/2007 Gutknecht D21/370
D591,360 S * 4/2009 Fiore D21/370

D601,637 S * 10/2009 Myers D21/370
D622,782 S * 8/2010 Chudek D21/385
D637,238 S * 5/2011 O’Keene D21/370
D649,604 S * 11/2011 Ortiz D21/370
D673,619 S * 1/2013 Seelig D21/369
D673,620 S * 1/2013 Johnson D21/369
D673,621 S * 1/2013 Johnson D21/369
D678,955 S * 3/2013 Lesley D21/385
D678,956 S * 3/2013 Lesley D21/385
D678,957 S * 3/2013 Cesaroni D21/385
D678,958 S * 3/2013 Cesaroni D21/385
D681,130 S * 4/2013 Lesley D21/385
D682,948 S * 5/2013 Cesaroni D21/385
D706,359 S * 6/2014 Wudtke D21/369
8,851,989 B2 * 10/2014 Rosander G07F 17/3216
463/31
D719,617 S * 12/2014 Inoue D21/369
D723,626 S * 3/2015 Vasquez D21/370
9,033,784 B2 * 5/2015 Vancura G07F 17/3293
273/292

(Continued)

Primary Examiner — Robert M Spear
Assistant Examiner — Ryan Harvey

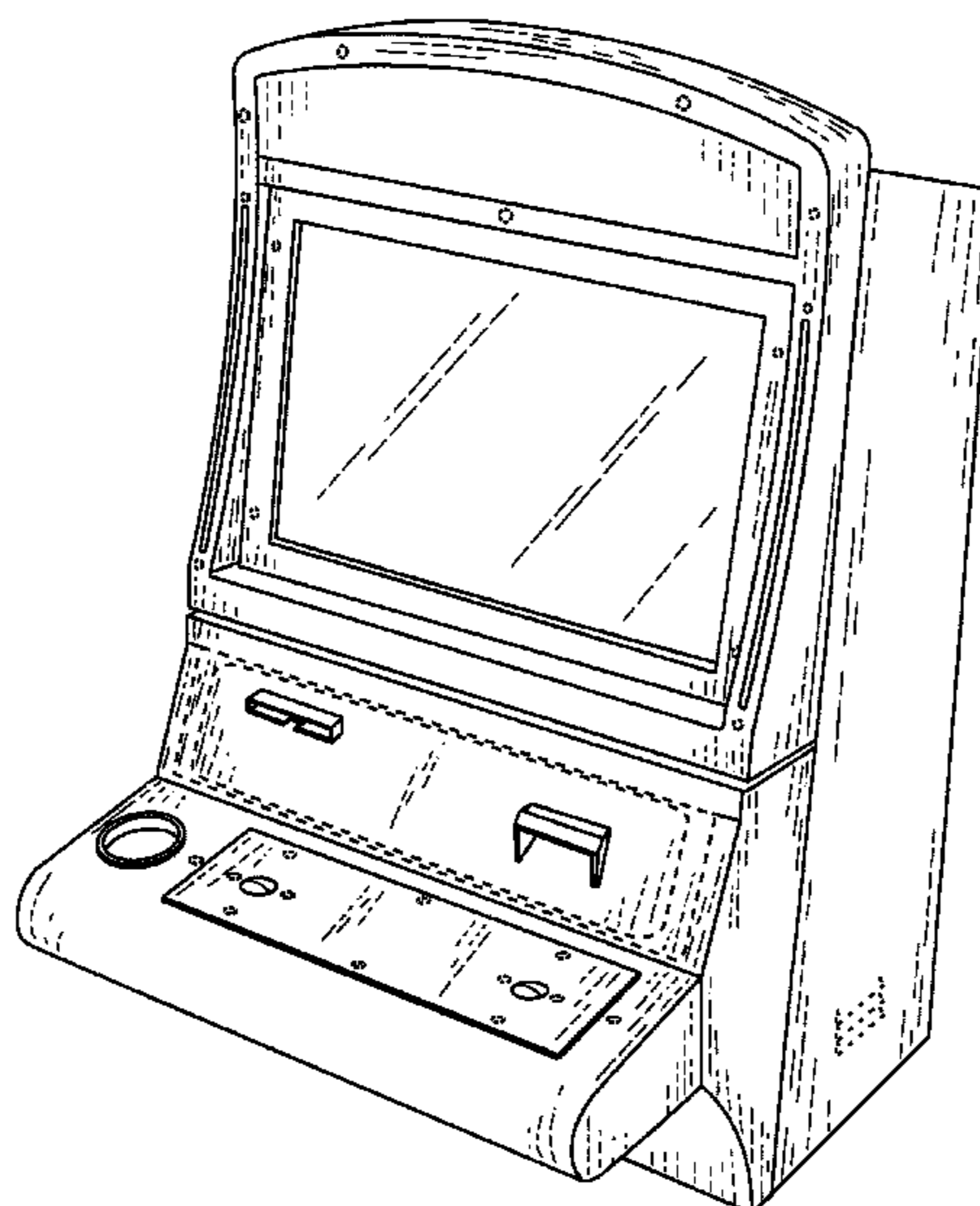
(57) **CLAIM**

The ornamental design for a gaming terminal, as shown and described.

DESCRIPTION

FIG. 1 is a perspective view of a gaming terminal showing my new design;
FIG. 2 is a front elevational view thereof;
FIG. 3 is a left side elevational view thereof;
FIG. 4 is a rear elevational view thereof;
FIG. 5 is a right side elevational view thereof;
FIG. 6 is a top plan view thereof;
FIG. 7 is a bottom plan view thereof; and,
FIG. 8 is a bottom perspective view thereof.
The broken line showing of fasteners and vents is included for the purpose of illustrating environmental structure and forms no part of the claimed design.

1 Claim, 8 Drawing Sheets



(56)

References Cited

U.S. PATENT DOCUMENTS

2006/0079316 A1* 4/2006 Flemming G07F 17/32
463/25
2006/0178205 A1* 8/2006 Bleich G07F 17/32
463/22
2006/0281559 A1* 12/2006 Luciano G07F 17/3216
463/46
2008/0113794 A1* 5/2008 Cole G07F 17/3216
463/31
2013/0084948 A1* 4/2013 Watkins G07F 17/3276
463/23
2017/0039803 A1* 2/2017 Lesley G07F 17/3211

* cited by examiner

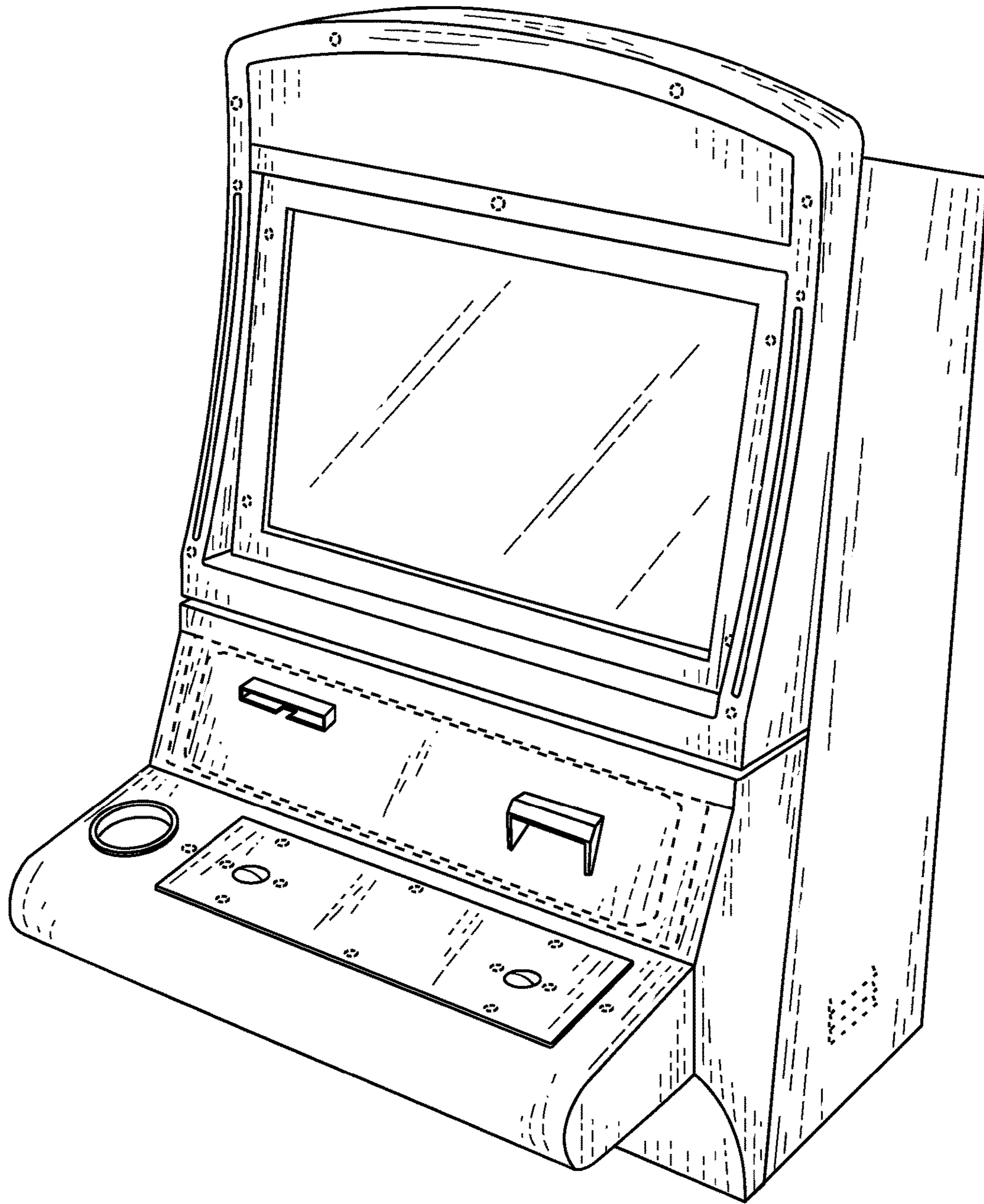


FIG. 1

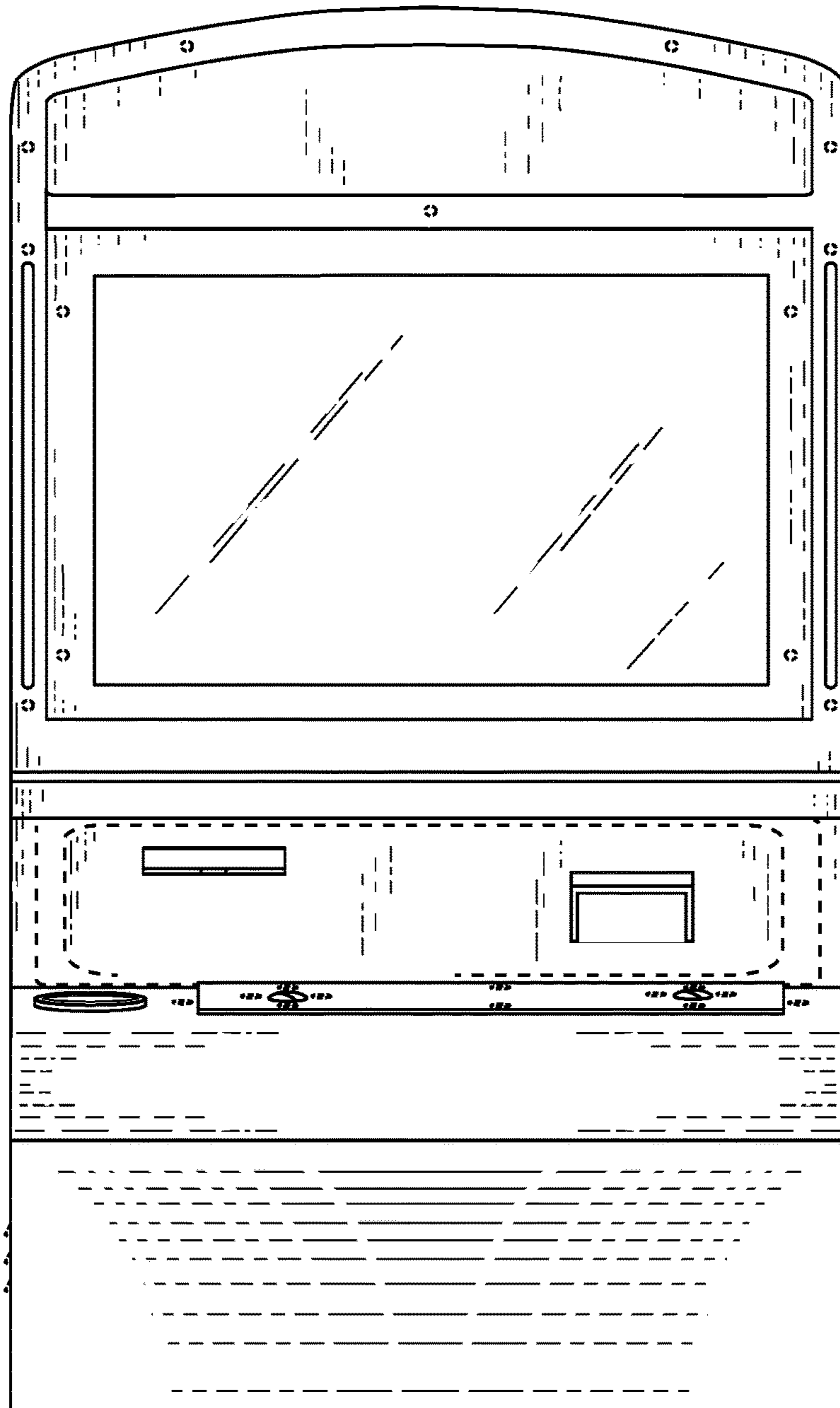


FIG. 2

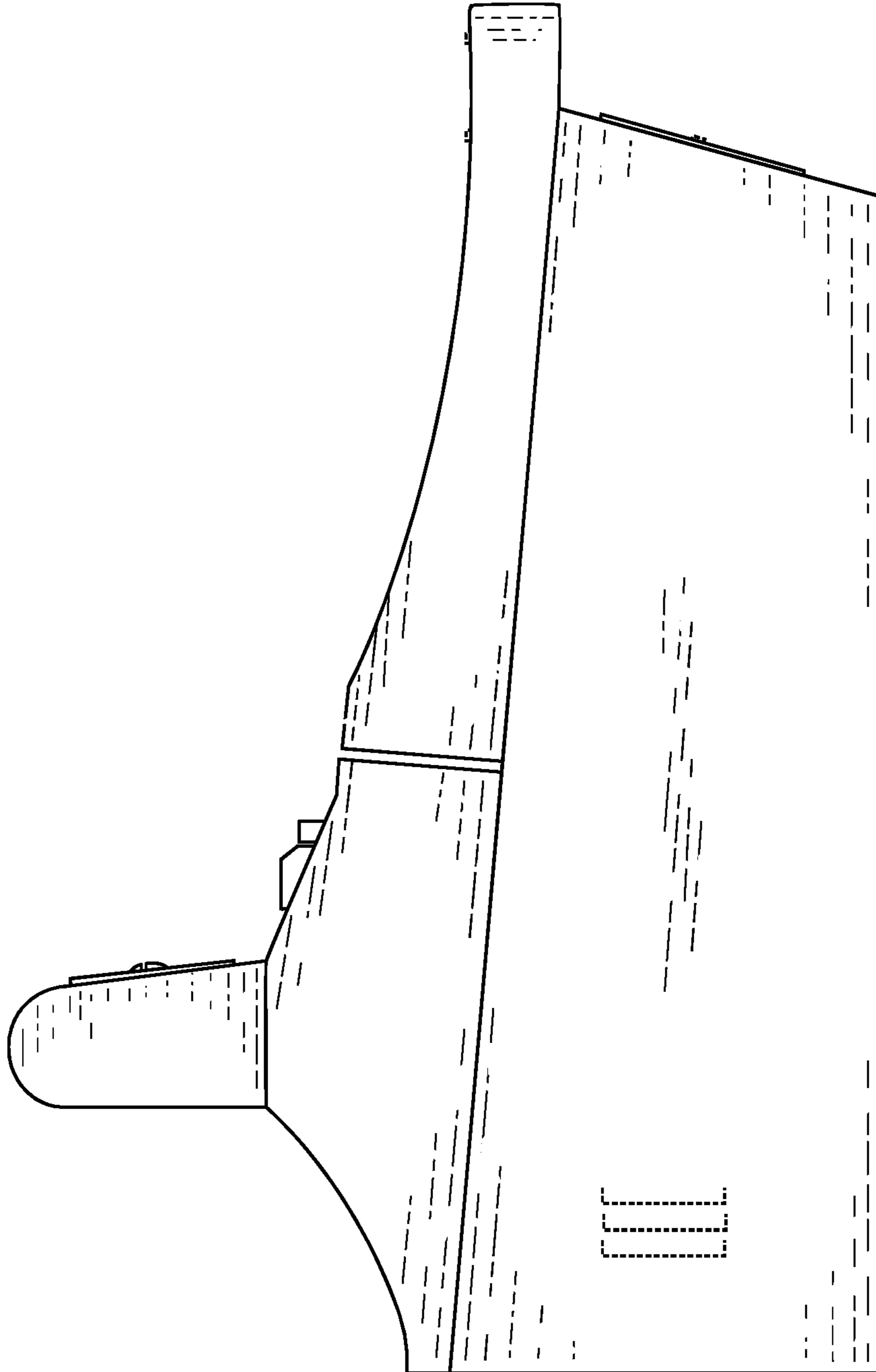


FIG. 3

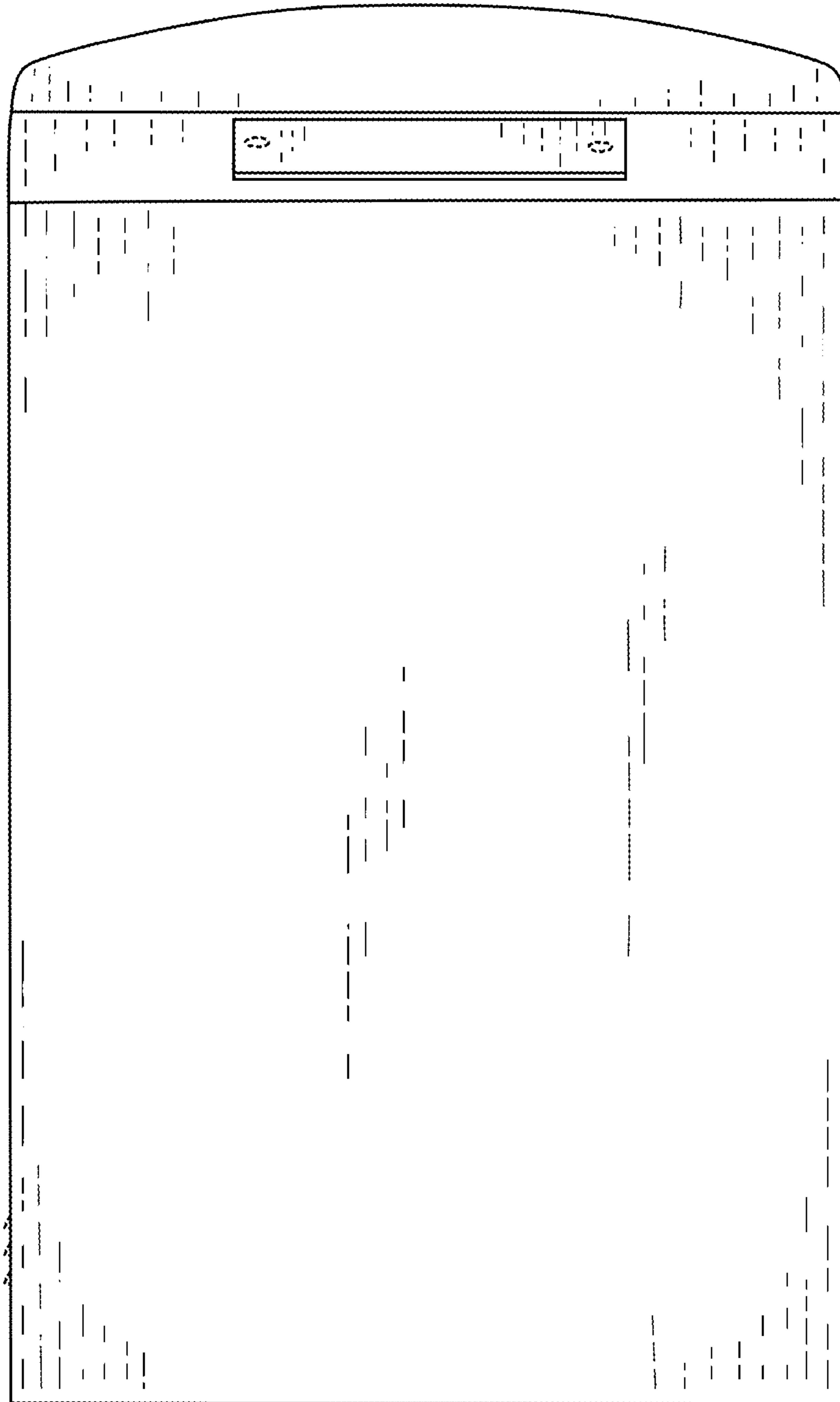


FIG. 4

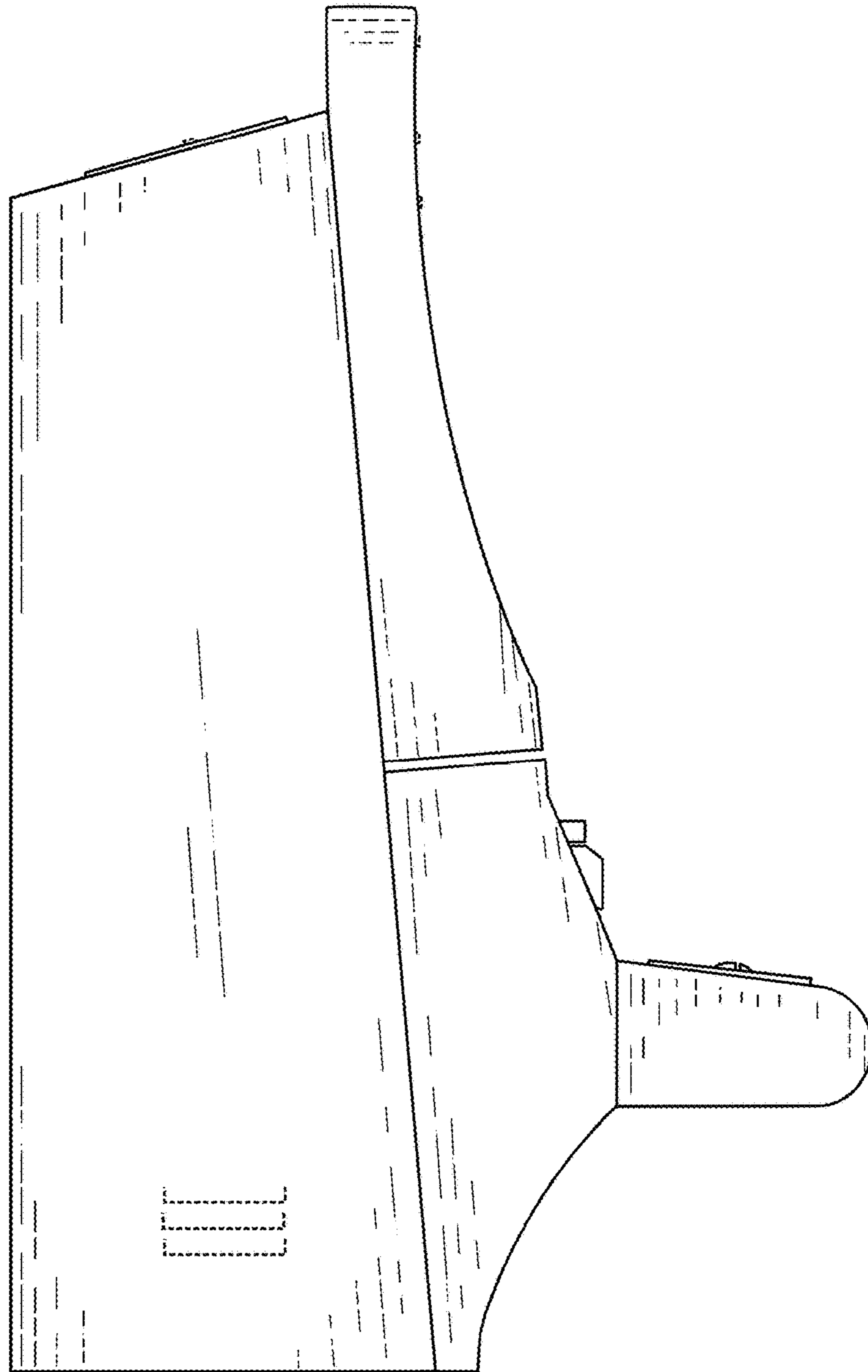


FIG. 5

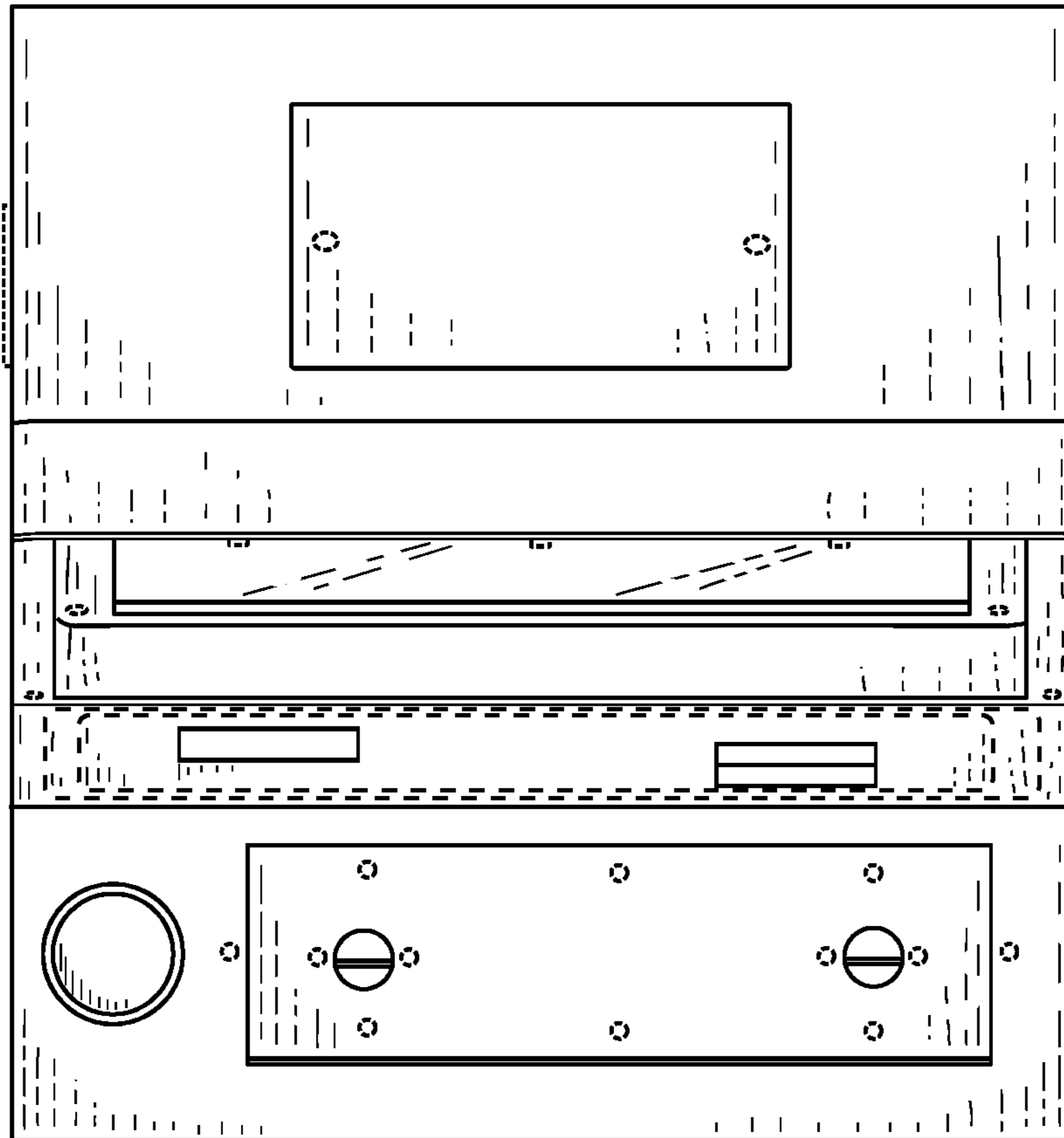


FIG. 6




FIG. 7

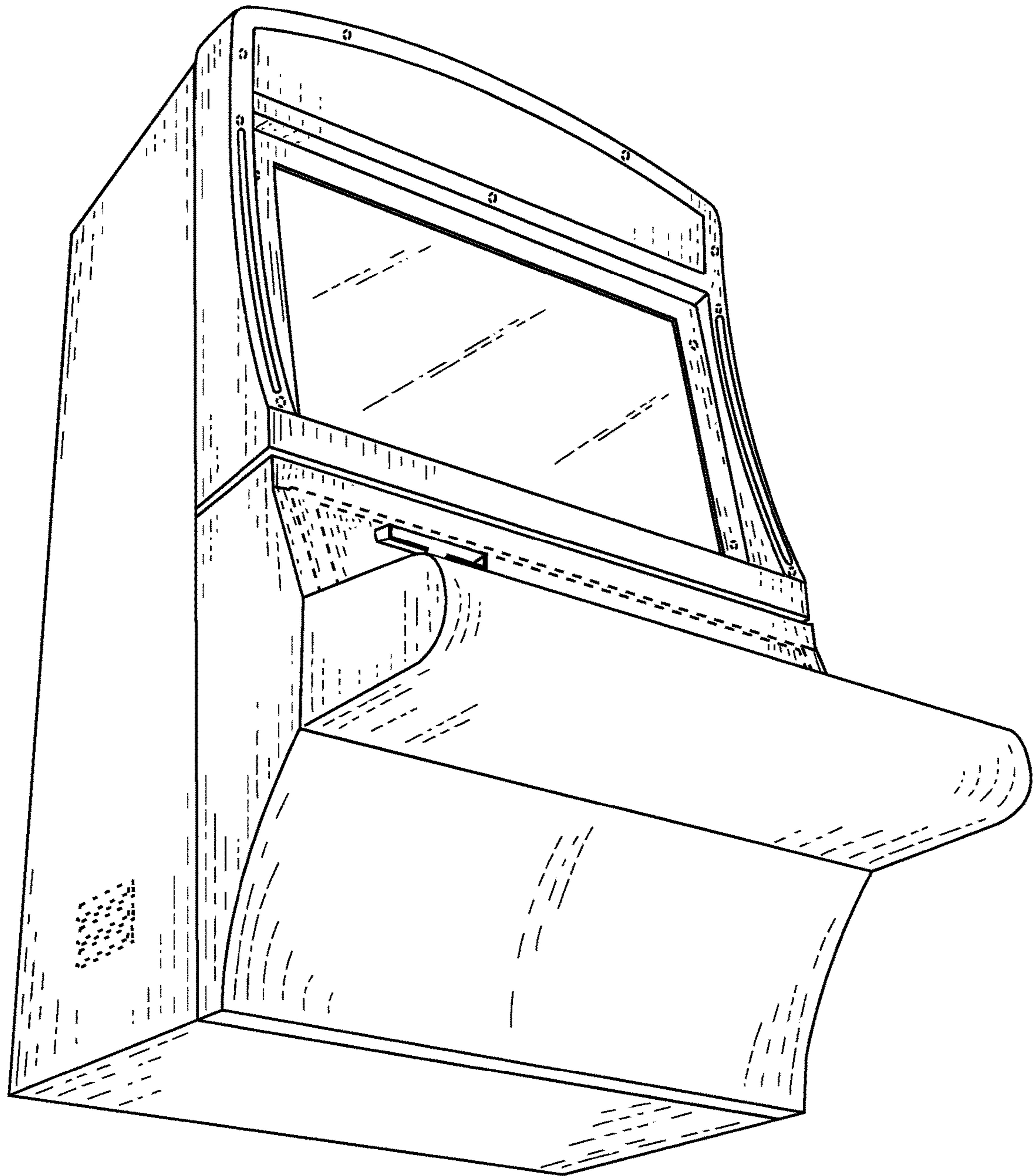


FIG. 8