



US00D801428S

(12) **United States Design Patent**  
**Seadler**

(10) **Patent No.:** **US D801,428 S**

(45) **Date of Patent:** **\*\* Oct. 31, 2017**

(54) **VENDING MACHINE GREETING CARD**

(71) Applicant: **American Greetings Corporation**,  
Cleveland, OH (US)

(72) Inventor: **Toby Seadler**, Paradise Valley, AZ (US)

(73) Assignee: **American Greetings Corporation**,  
Cleveland, OH (US)

(\*\*) Term: **15 Years**

(21) Appl. No.: **29/576,170**

(22) Filed: **Aug. 31, 2016**

(51) **LOC (10) Cl.** ..... **19-01**

(52) **U.S. Cl.**  
USPC ..... **D19/4**

(58) **Field of Classification Search**  
USPC ..... D19/1-12, 20-34; D20/10, 22, 27, 40,  
D20/42; 428/15-20, 27, 8-9; 229/67.1,  
229/92.8, 92, 92.1, 300-303; 220/495.03;  
283/117, 56, 2-4, 74-75, 103, 105-106;  
446/147-149, 487-488; 206/461, 575,  
206/577, 45.28, 45.29, 767-768, 449,  
206/308.3; 40/124.01-124.15, 124.19,  
40/538-539, 421  
CPC .... B42D 15/00; B42D 15/022; B42D 15/042;  
B42D 15/027; B42D 15/045; B42D  
25/00; B42D 25/20; B42D 25/30; B42D  
25/23; B42D 25/26; B42D 25/29; G09F  
1/00; G09F 1/06; G09F 1/08; G09F  
19/00; G09F 19/02; G09F 19/08; G07F  
11/00; G07F 11/16

See application file for complete search history.

(56) **References Cited**

U.S. PATENT DOCUMENTS

D765,168 S *	8/2016	Flores	.....	D19/1
D766,362 S *	9/2016	Parkinson	.....	D19/1
D766,364 S *	9/2016	Nelson	.....	D19/2
D780,260 S *	2/2017	Speck	.....	D19/1
D783,716 S *	4/2017	Harter	.....	D19/2

\* cited by examiner

*Primary Examiner* — Abraham Bahta

(74) *Attorney, Agent, or Firm* — Christine Flanagan

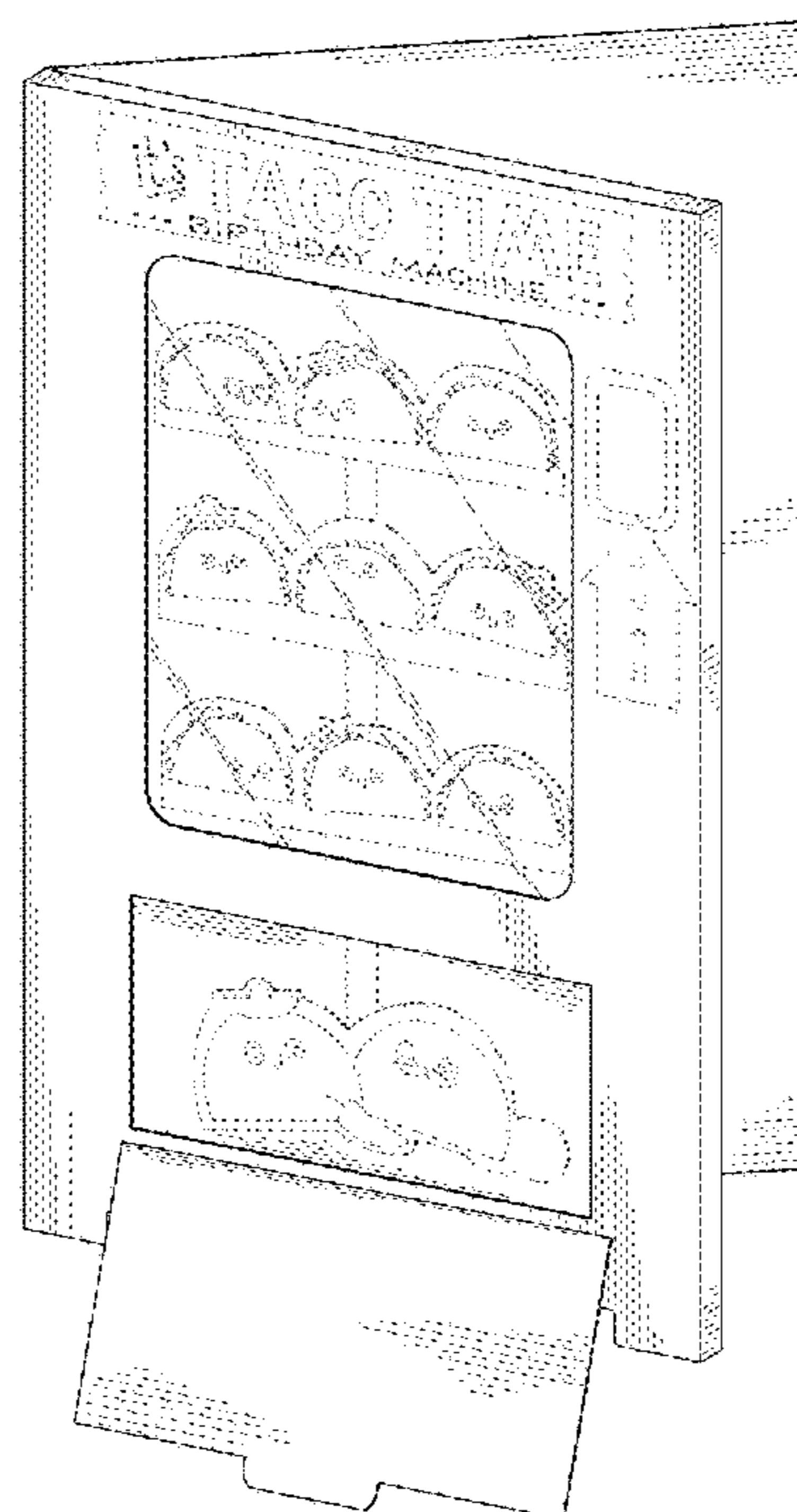
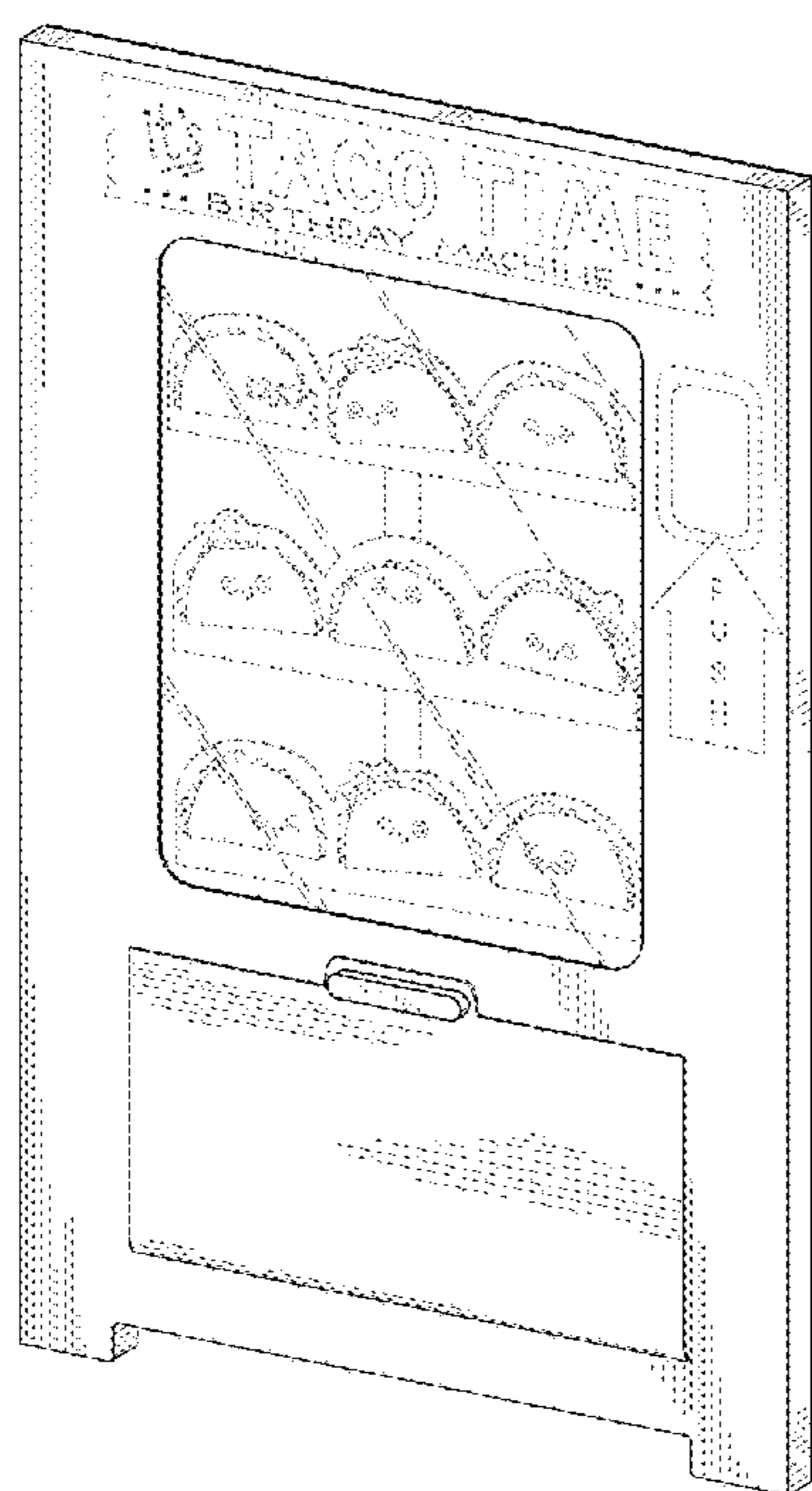
(57) **CLAIM**

The ornamental design for a vending machine greeting card,  
as shown and described.

**DESCRIPTION**

FIG. 1 is a perspective view of the greeting card of the present invention, in a closed position, with closed front flap. FIG. 2 is a front view of the greeting card of FIG. 1. FIG. 3 is a rear view of the greeting card of FIG. 1. FIG. 4 is a top down view of the greeting card of FIG. 1. FIG. 5 is a bottom up view of the greeting card of FIG. 1. FIG. 6 is a left side view of the greeting card of FIG. 1. FIG. 7 is a right side view of the greeting card of FIG. 1; and, FIG. 8 is a perspective view of the greeting card of FIG. 1, in a partially open position, with open front flap. The broken line showing of portions of the vending machine greeting card is included for the purpose of illustrating environmental structure and forms no part of the claimed design.

**1 Claim, 6 Drawing Sheets**



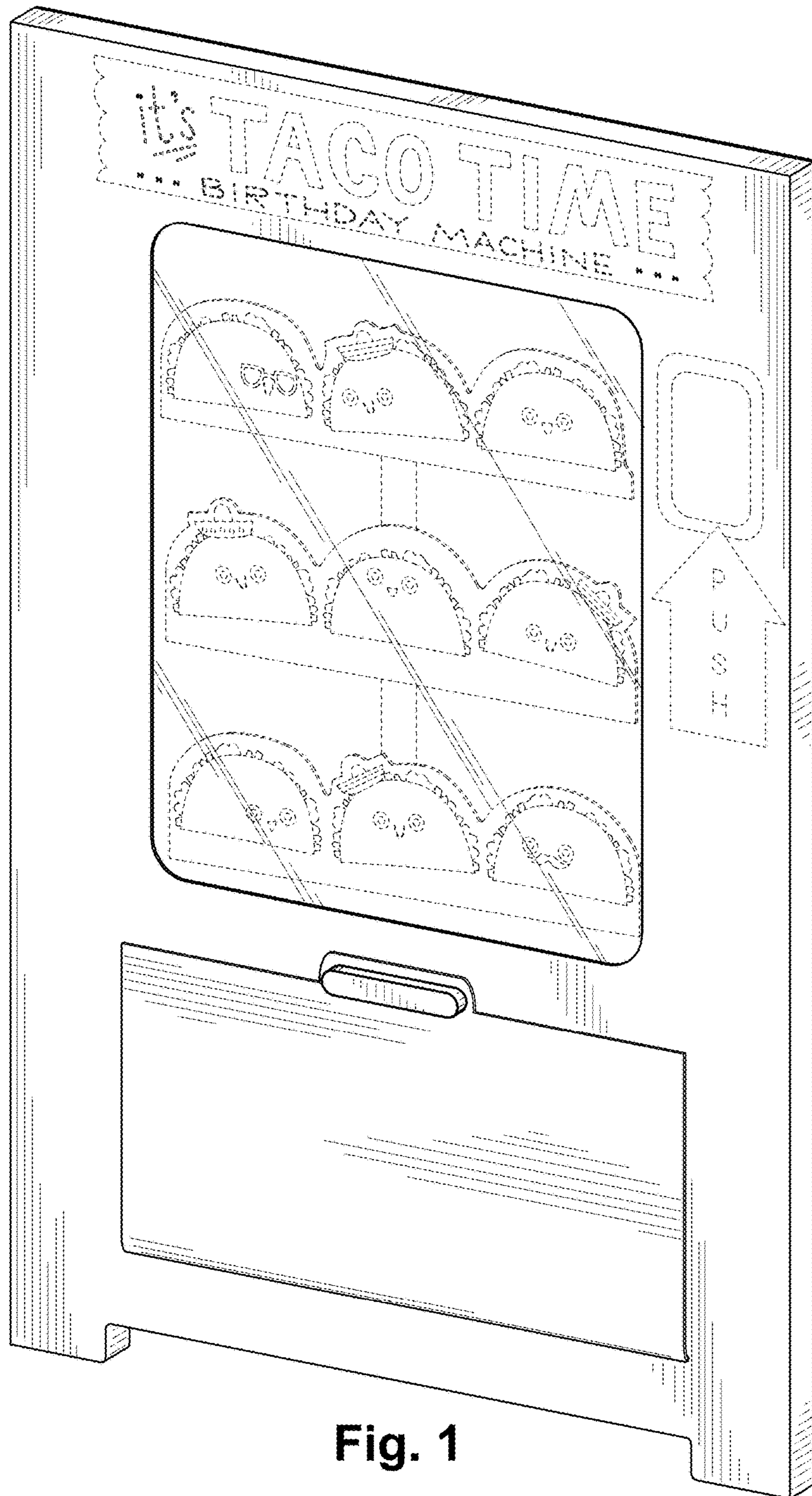


Fig. 1



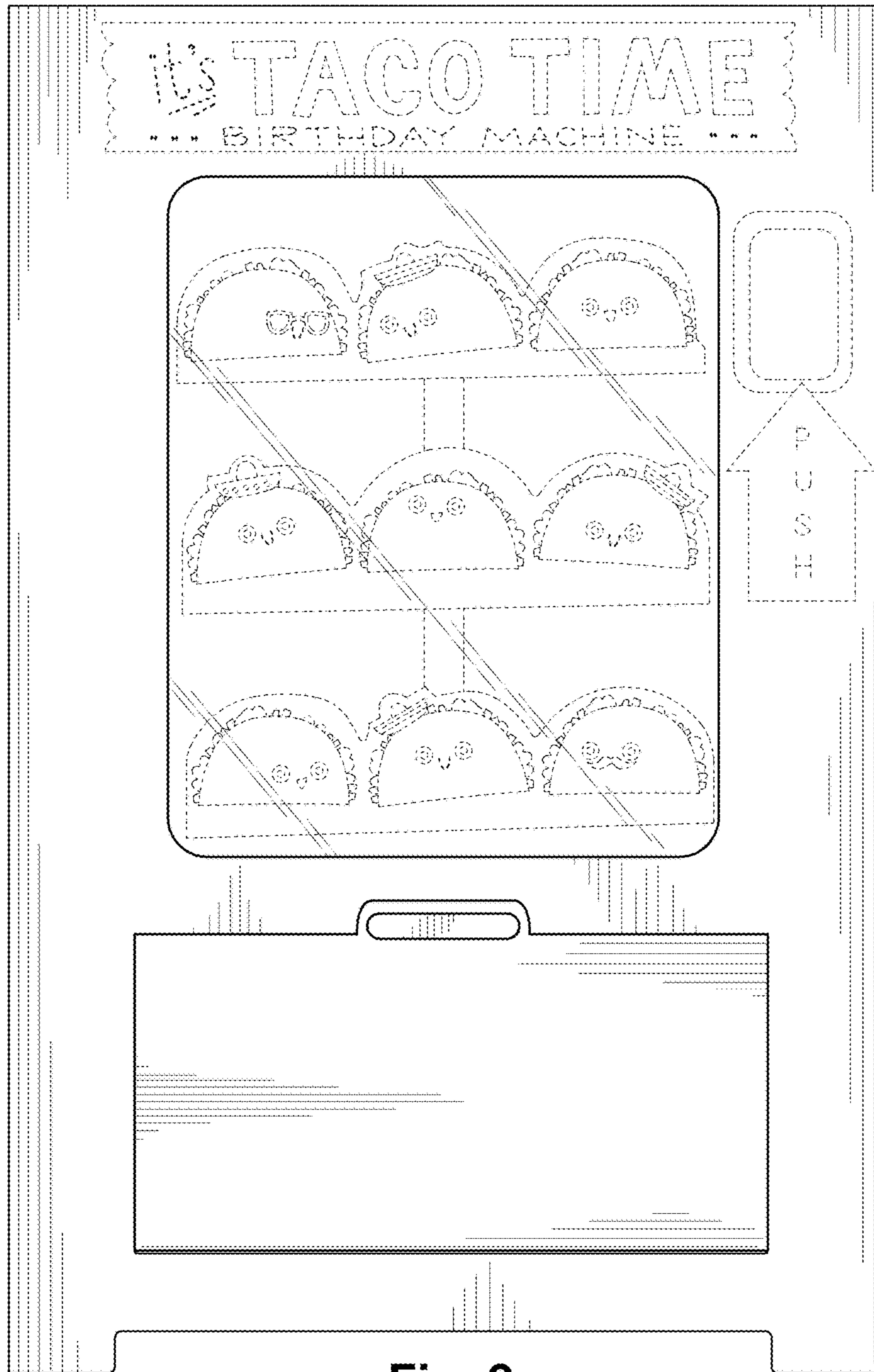

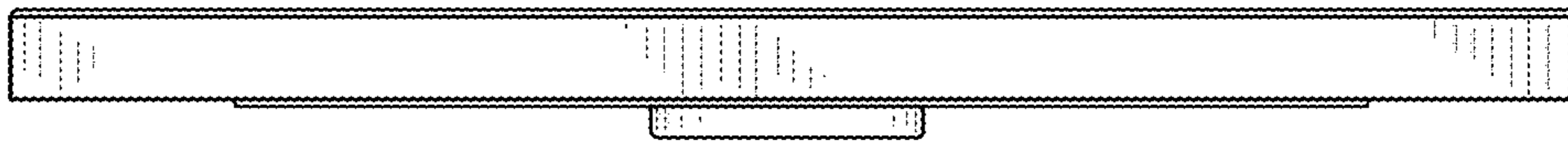



Fig. 2



**Fig. 3**



**Fig. 4**



**Fig. 5**



**Fig. 6**



**Fig. 7**




Fig. 8