



US00D801396S

(12) **United States Design Patent**  
**Whalen et al.**

(10) **Patent No.:** **US D801,396 S**  
(45) **Date of Patent:** **\*\* Oct. 31, 2017**

- (54) **SEED FURROW CLOSING WHEEL**
- (71) Applicant: **YETTER MANUFACTURING COMPANY**, Colchester, IL (US)
- (72) Inventors: **Patrick T. Whalen**, Colchester, IL (US); **Derek A. Litchfield**, Macomb, IL (US); **Derek W. Allensworth**, Macomb, IL (US)
- (73) Assignee: **Yetter Manufacturing Company**, Colchester, IL (US)
- (\*\*) Term: **15 Years**
- (21) Appl. No.: **29/571,541**
- (22) Filed: **Jul. 19, 2016**
- (51) **LOC (10) Cl.** ..... **15-03**
- (52) **U.S. Cl.**  
USPC ..... **D15/29; D15/28**
- (58) **Field of Classification Search**  
USPC ..... D15/21, 28, 29; 111/163, 166, 167, 169, 111/109, 190-195, 121; 172/604, 540, 172/556, 766, 769, 765, 772.5, 772, 535, 172/538; 301/43  
CPC .. A01C 5/066; A01C 5/06; A01C 5/00; A01C 7/006; A01C 7/00; A01B 35/16; A01B 59/00  
See application file for complete search history.

D386,191 S *	11/1997	Bruns	.....	D15/28
D395,662 S *	6/1998	Bruns	.....	D15/29
D396,863 S *	8/1998	Bruns	.....	D15/28
5,896,932 A *	4/1999	Bruns	.....	A01C 5/068 172/556
6,425,445 B1 *	7/2002	Tarver, III	.....	A01B 49/027 172/166
D594,477 S *	6/2009	Dawson	.....	D15/20
D611,507 S *	3/2010	Martin	.....	D15/28
D663,326 S *	7/2012	Allensworth	.....	D15/28
D664,159 S *	7/2012	Roetsch	.....	D15/27
8,291,998 B1 *	10/2012	Berg	.....	A01C 5/066 172/173
D675,651 S *	2/2013	Lane	.....	D15/28
9,307,690 B2 *	4/2016	Bassett	.....	A01C 5/066
2011/0155031 A1 *	6/2011	Arnett	.....	A01C 5/066 111/193

\* cited by examiner

*Primary Examiner* — Mark Goodwin

(74) *Attorney, Agent, or Firm* — Barnes & Thornburg LLP

(57) **CLAIM**

We claim the ornamental design for a seed furrow closing wheel, as shown and described.

**DESCRIPTION**

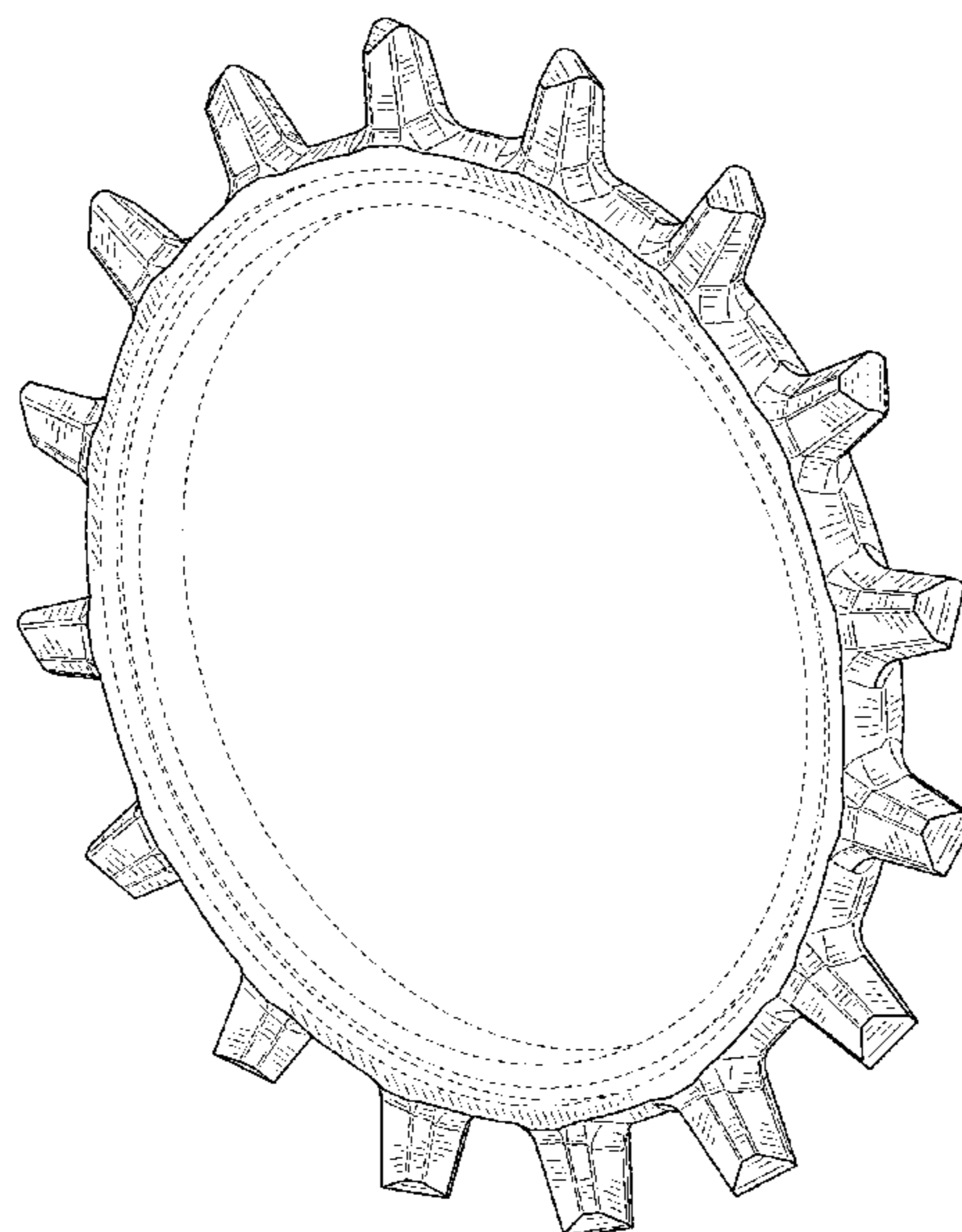
FIG. 1 is a perspective view of a seed furrow closing wheel in accordance with an embodiment of our new design; FIG. 2 is a front elevational view of the seed furrow closing wheel shown in FIG. 1, the back being a mirror image thereof; and, FIG. 3 is a side elevational view of the seed furrow closing wheel shown in FIG. 1, the profile being consistent around a perimeter thereof. The broken lines depict environmental structure for illustrative purposes only and form no part of the claimed design.


**1 Claim, 2 Drawing Sheets**

(56) **References Cited**

U.S. PATENT DOCUMENTS

D137,446 S *	3/1944	Schmeiser	.....	172/537
5,461,995 A *	10/1995	Winterton	.....	A01C 5/06 111/139
5,497,717 A *	3/1996	Martin	.....	A01C 5/066 111/140
D377,356 S *	1/1997	Bruns	.....	D15/28





*FIG. 1*




FIG. 2

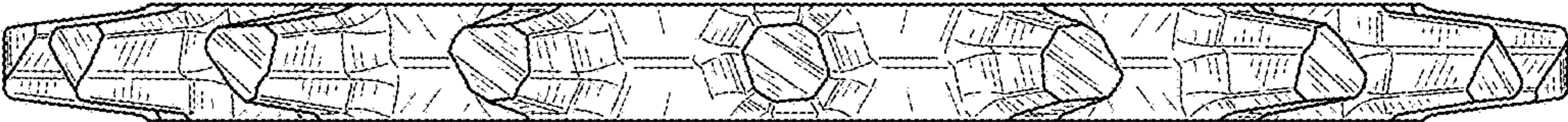


FIG. 3