



US00D801393S

(12) **United States Design Patent**
Lai

(10) **Patent No.:** **US D801,393 S**
(45) **Date of Patent:** **** Oct. 31, 2017**

- (54) **TOUCHPAD MINI KEYBOARD (T16)**
- (71) Applicant: **Liunan Lai**, Guangdong (CN)
- (72) Inventor: **Liunan Lai**, Guangdong (CN)
- (**) Term: **15 Years**
- (21) Appl. No.: **29/582,025**
- (22) Filed: **Oct. 25, 2016**
- (51) **LOC (10) Cl.** **14-03**
- (52) **U.S. Cl.**
USPC **D14/496; D14/390; D14/203.7**
- (58) **Field of Classification Search**
USPC D14/496, 203.3, 203, 7, 388–390, 399,
D14/345, 346, 218, 338, 339, 401;
D21/329, 330, 331, 333; D13/168;
455/575.1, 575.3, 575.4; 361/679.3,
361/679.56; 710/1, 5, 8; 715/727–729,
715/864
CPC G06F 1/1656; G06F 1/1632; G06F 3/02;
G06F 3/041; G06F 3/0213; H04M
1/2527; H04B 10/00
See application file for complete search history.

- D362,270 S * 9/1995 Allen D14/390
- D390,211 S * 2/1998 Yates D14/341
- 6,501,462 B1 * 12/2002 Garner G06F 1/1616
178/18.01
- 6,757,157 B2 * 6/2004 Lammintauss G06F 1/1618
345/168
- D656,938 S * 4/2012 Riddiford D14/390
- 8,648,810 B2 * 2/2014 Lin G06F 3/0202
345/102
- 8,810,519 B2 * 8/2014 Valentine G06F 1/1662
345/168
- D716,302 S * 10/2014 Delgado D14/138 G
- 8,928,611 B2 * 1/2015 Fujii G06F 3/0219
345/173
- D741,952 S * 10/2015 Nokuo D14/401

* cited by examiner

Primary Examiner — Prabhakar G Deshmukh

(57) **CLAIM**

The ornamental design for a touchpad mini keyboard (T16), as shown.

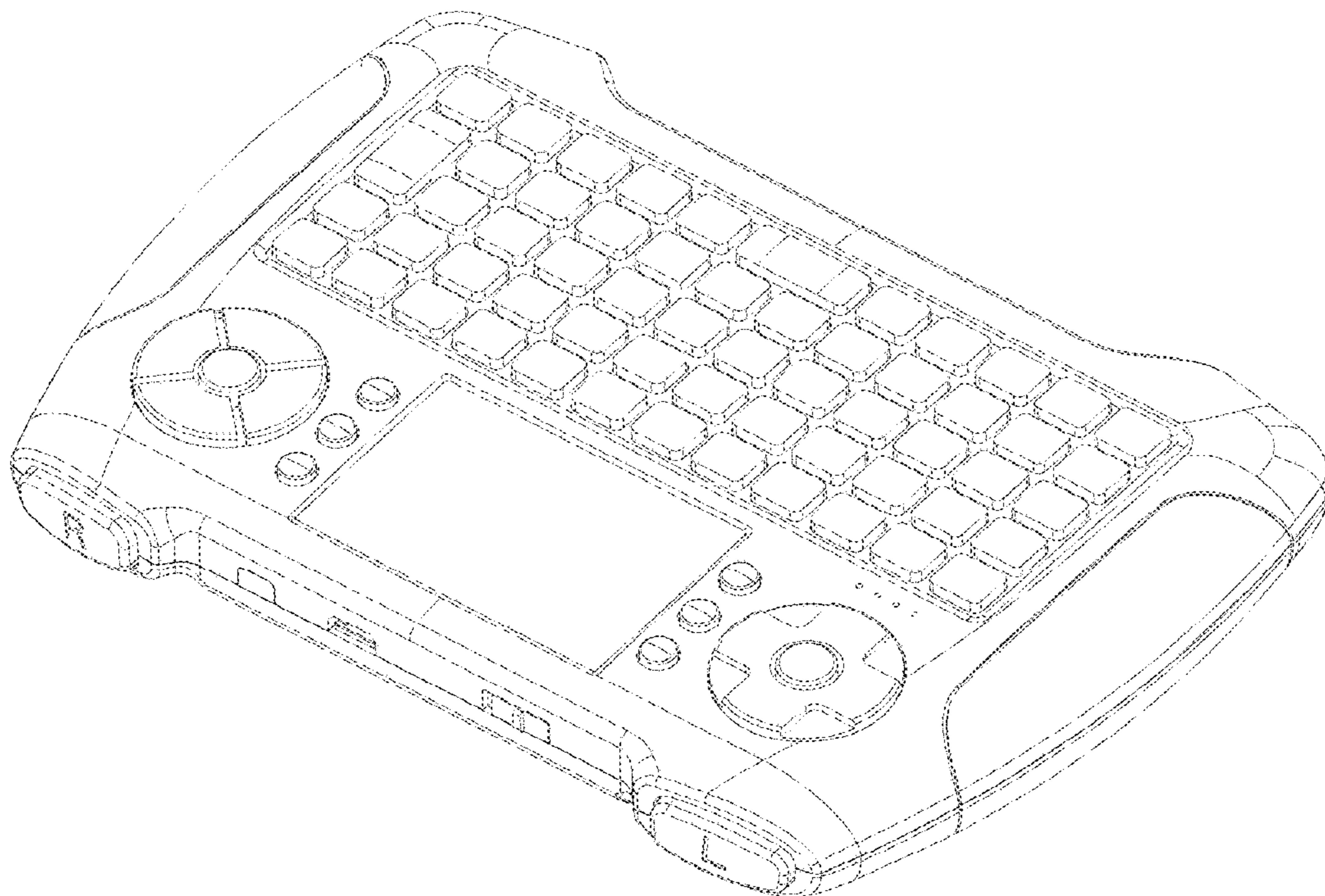
DESCRIPTION

FIG. 1 is a front elevational view of a touchpad mini keyboard (T16) showing my new design; FIG. 2 is a rear elevational view thereof; FIG. 3 is a left side view thereof; FIG. 4 is a right side view thereof; FIG. 5 is a top plan view thereof; FIG. 6 is a bottom plan view thereof; FIG. 7 is a perspective view thereof; and, FIG. 8 is another perspective view thereof.

1 Claim, 3 Drawing Sheets

(56) **References Cited**
U.S. PATENT DOCUMENTS

- 5,231,380 A * 7/1993 Logan G06F 3/021
341/22
- D340,915 S * 11/1993 Kawase D14/125
- 5,401,917 A * 3/1995 Yoshida G06F 3/03545
178/19.01



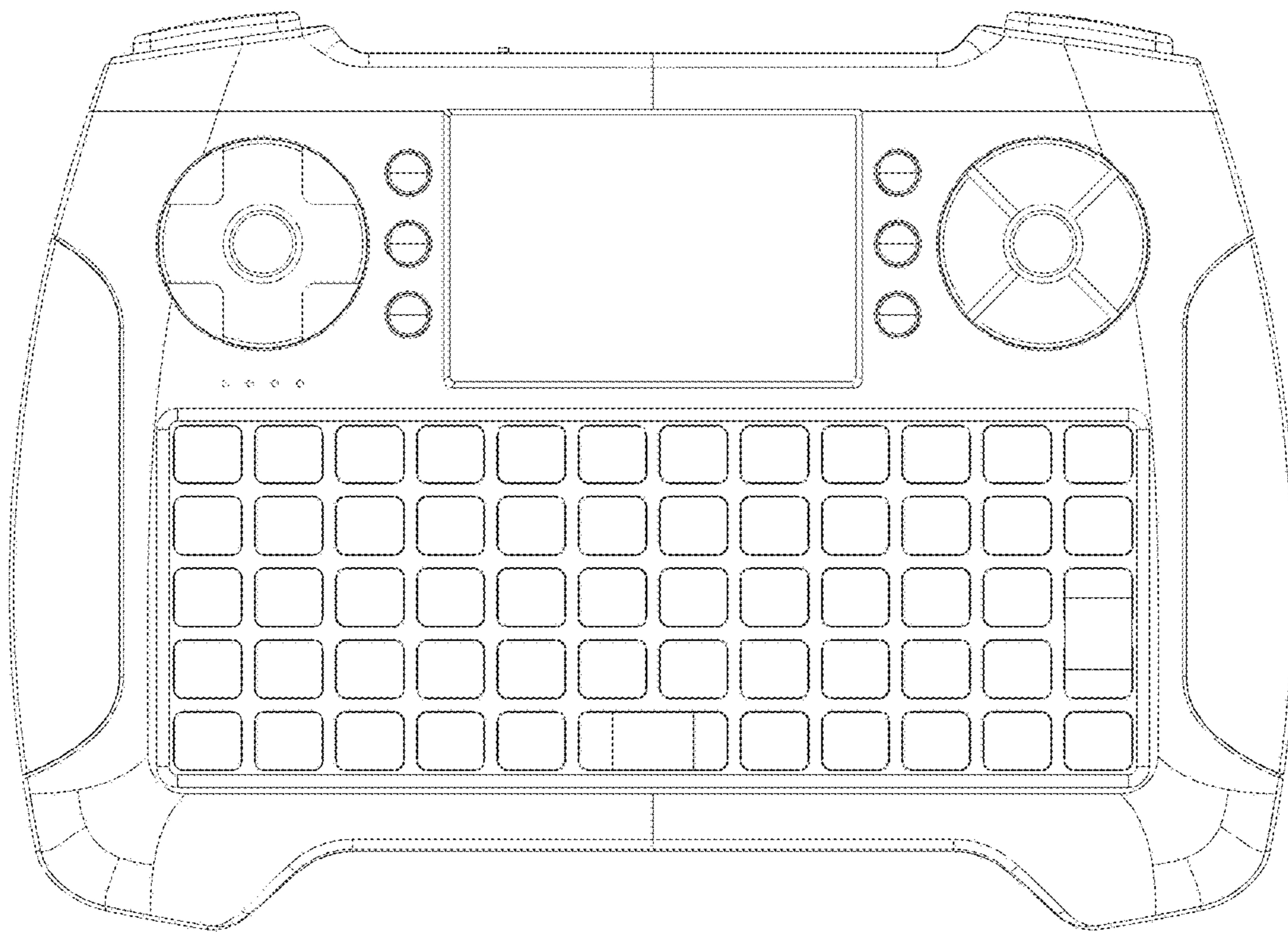


FIG. 1

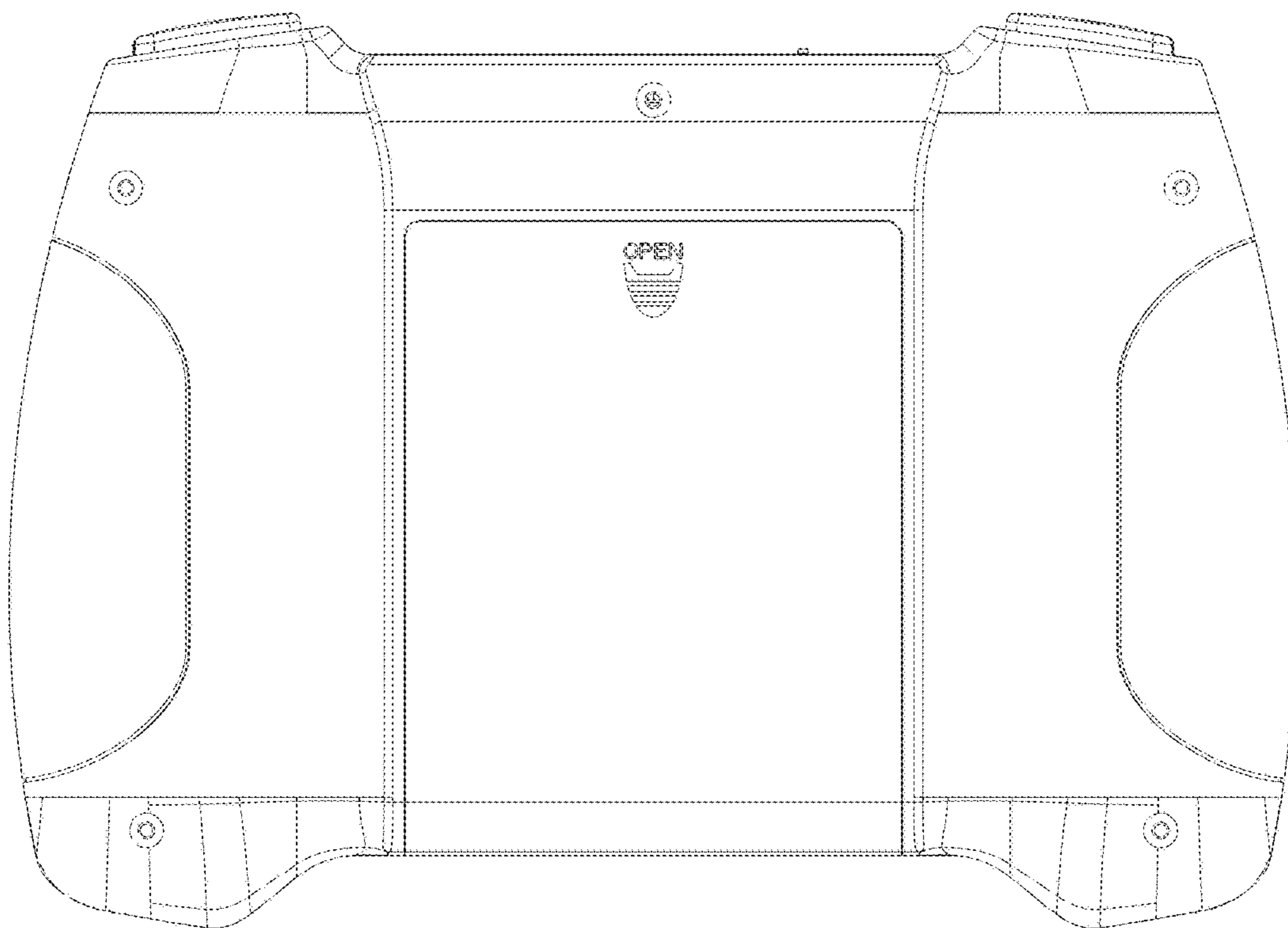


FIG. 2




FIG. 3

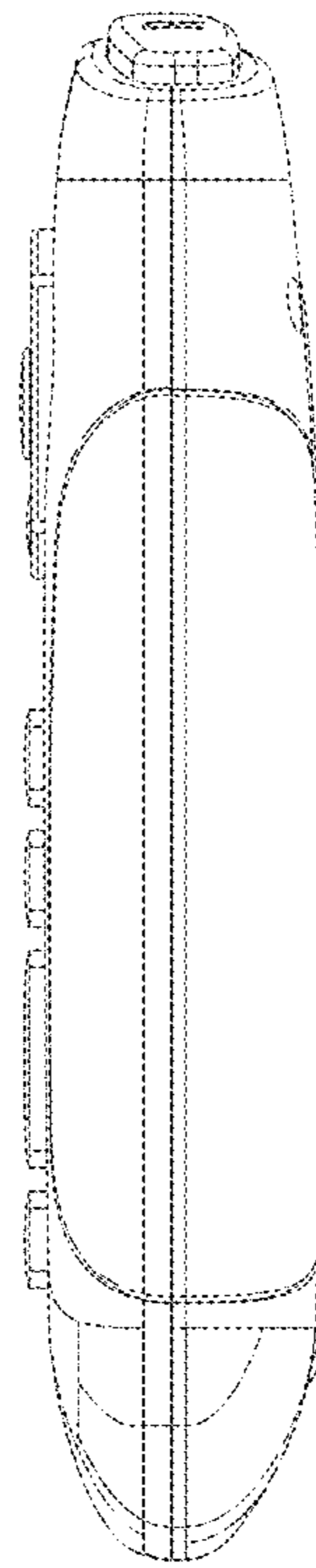


FIG. 4

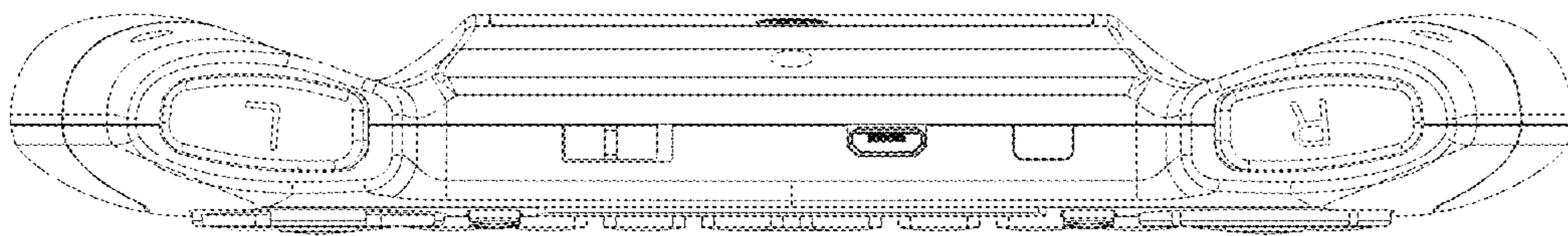


FIG. 5




FIG. 6

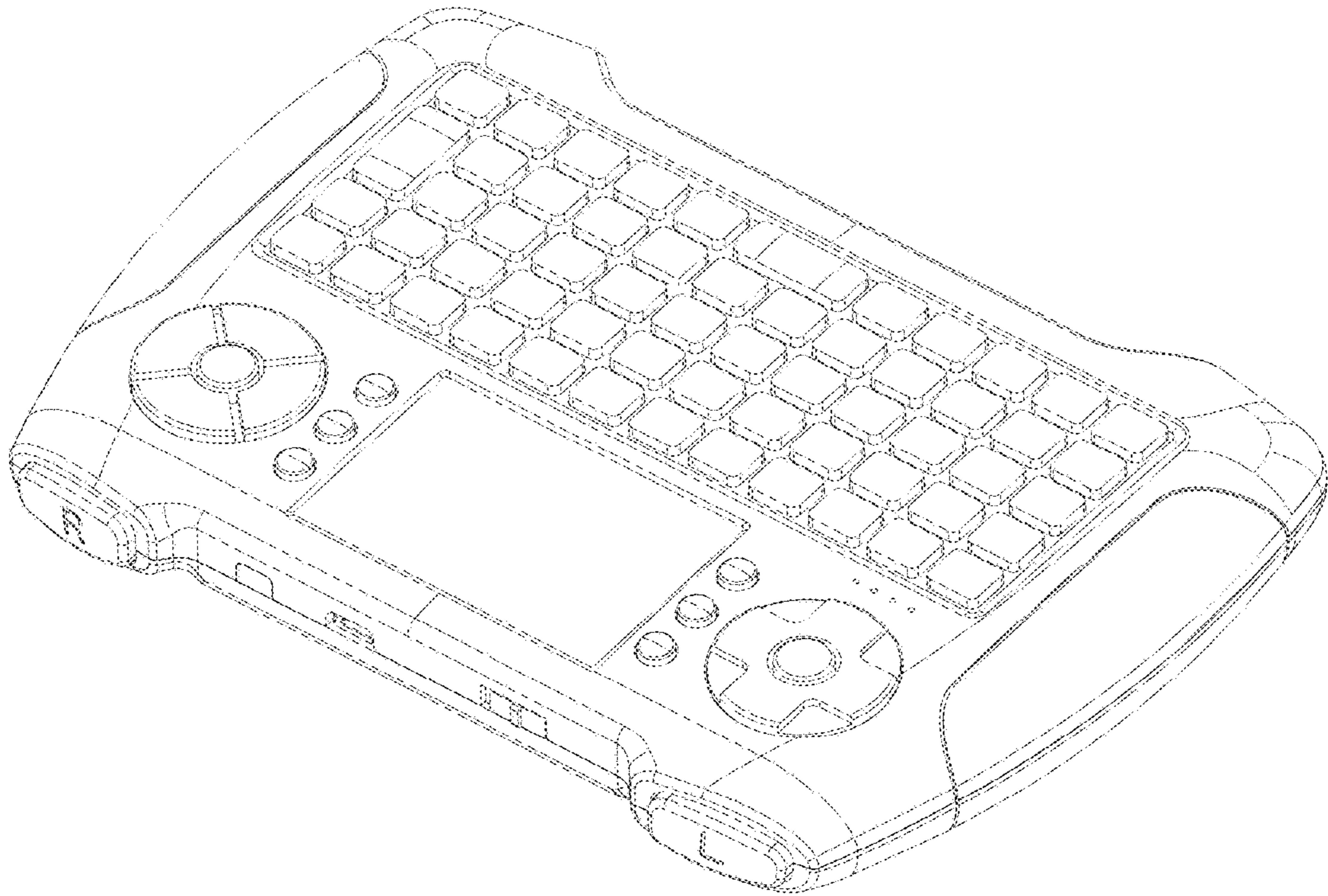


FIG. 7

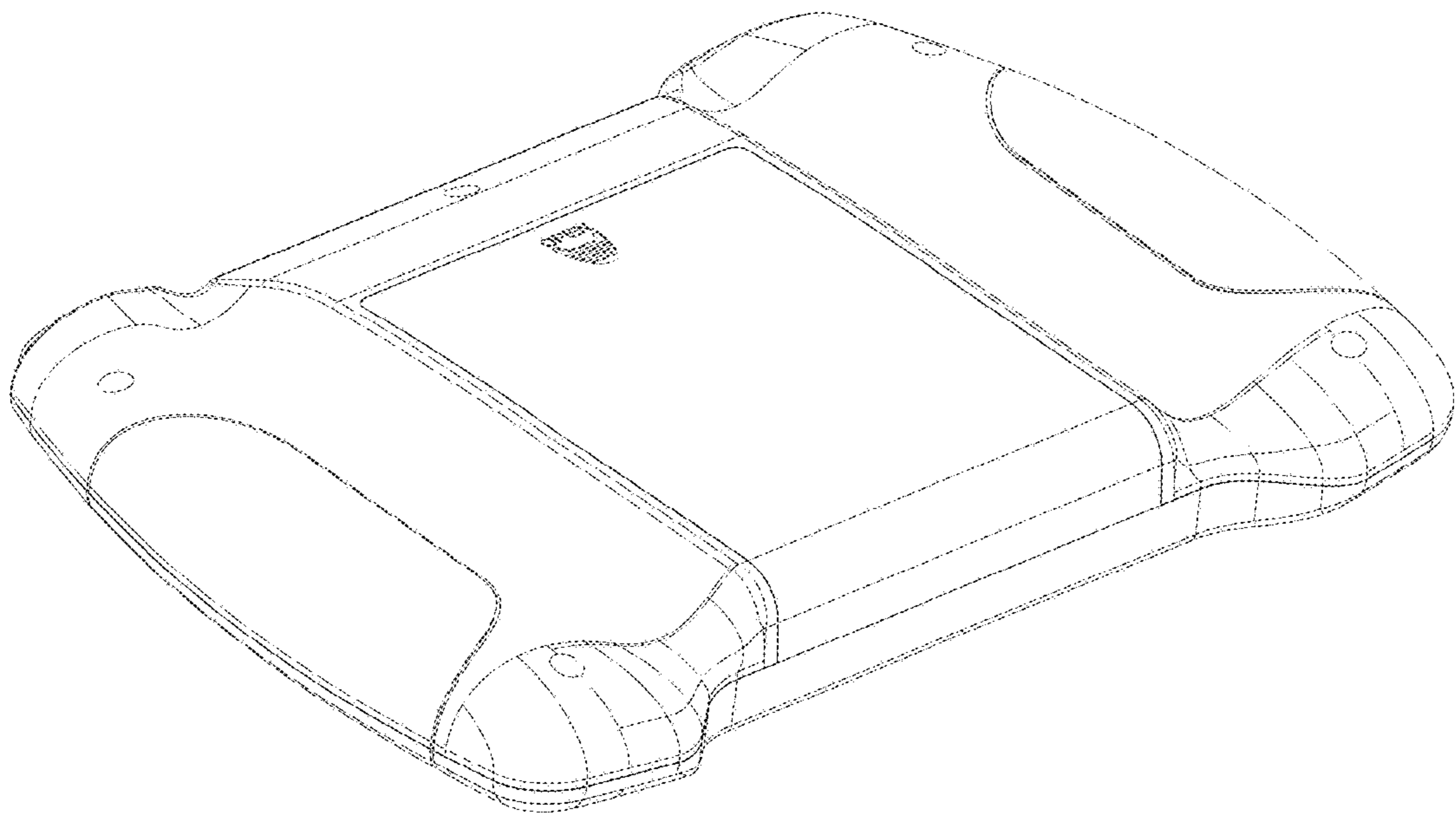


FIG. 8