



US00D801390S

(12) **United States Design Patent**  
**Park et al.**

(10) **Patent No.:** **US D801,390 S**  
(45) **Date of Patent:** **\*\* Oct. 31, 2017**

(54) **DISPLAY SCREEN OR PORTION THEREOF WITH TRANSITIONAL ICON**

(71) Applicant: **Samsung Electronics Co., Ltd.**, Suwon-si (KR)

(72) Inventors: **Hansol Park**, Goyang-si (KR); **Jangwon Seo**, Seoul (KR); **Juhyun Seong**, Seoul (KR); **Hyoungyoon Choo**, Seoul (KR)

(73) Assignee: **SAMSUNG ELECTRONICS CO., LTD.**, Suwon-si (KR)

(\*\*) Term: **15 Years**

(21) Appl. No.: **29/569,206**

(22) Filed: **Jun. 24, 2016**

(30) **Foreign Application Priority Data**

Dec. 24, 2015 (KR) ..... 30-2015-0066252

(51) **LOC (10) Cl.** ..... **14-04**

(52) **U.S. Cl.**  
USPC ..... **D14/492; D14/488**

(58) **Field of Classification Search**  
USPC ..... D14/485-495  
CPC .. G06F 3/0482; G06F 3/0488; G06F 3/04817;  
G06F 3/04842; G06T 2200/24; G06Q  
50/01; H04L 51/32

See application file for complete search history.

(56) **References Cited**

**U.S. PATENT DOCUMENTS**

- D385,868 S \* 11/1997 Fumarolo ..... D14/489
- D503,406 S \* 3/2005 Peter ..... D14/489
- D522,529 S \* 6/2006 Gibson ..... D14/489
- D544,871 S \* 6/2007 Lim ..... D14/485
- D548,244 S \* 8/2007 Fletcher ..... D14/493
- D557,703 S \* 12/2007 Viegars ..... D14/489

- D561,777 S \* 2/2008 Ivanov ..... D14/489
- D579,948 S \* 11/2008 Marmier ..... D14/488
- D593,571 S \* 6/2009 Ball ..... D14/485
- D681,663 S \* 5/2013 Phelan ..... D14/488
- D683,756 S \* 6/2013 Phelan ..... D14/489
- D688,698 S \* 8/2013 Phelan ..... D14/489
- D703,220 S \* 4/2014 Ku ..... D14/485
- D706,823 S \* 6/2014 Abratowski ..... D14/489
- D722,324 S \* 2/2015 Florence ..... D14/488
- D734,361 S \* 7/2015 Roberts ..... D14/489
- D738,910 S \* 9/2015 Drozd ..... D14/488

(Continued)

*Primary Examiner* — Karen Kearney

*Assistant Examiner* — Katherine Holbrow

(74) *Attorney, Agent, or Firm* — McAndrews Held & Malloy, Ltd.

(57) **CLAIM**

The ornamental design for a display screen or portion thereof with transitional icon, as shown and described.

**DESCRIPTION**

FIG. 1 is the first image in a sequence for a display screen or portion thereof with transitional icon showing our new design;

FIG. 2 is the second image thereof;

FIG. 3 is the third image thereof;

FIG. 4 is the fourth image thereof;

FIG. 5 is the fifth image thereof;

FIG. 6 is the sixth image thereof;

FIG. 7 is the seventh image thereof;

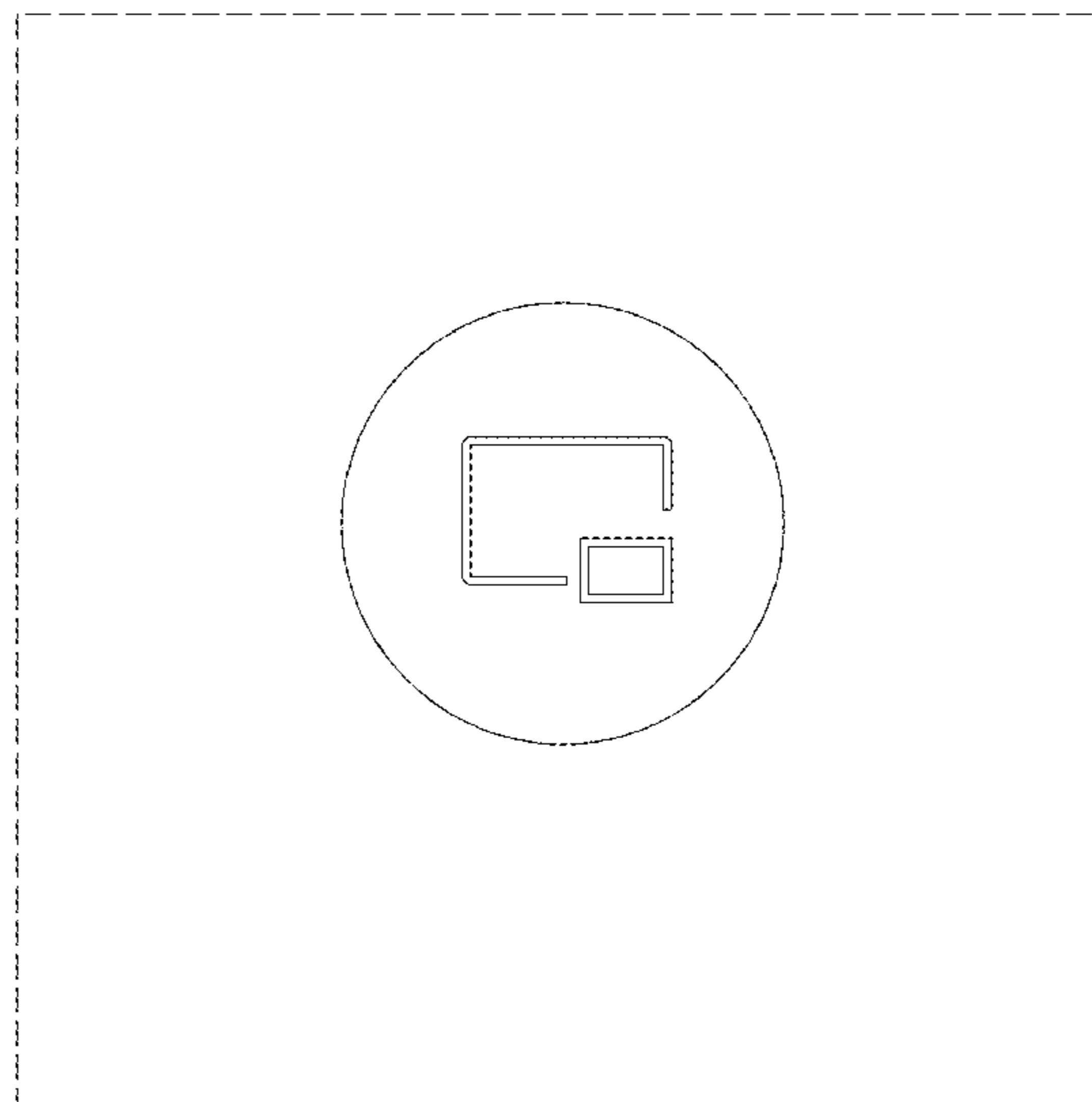
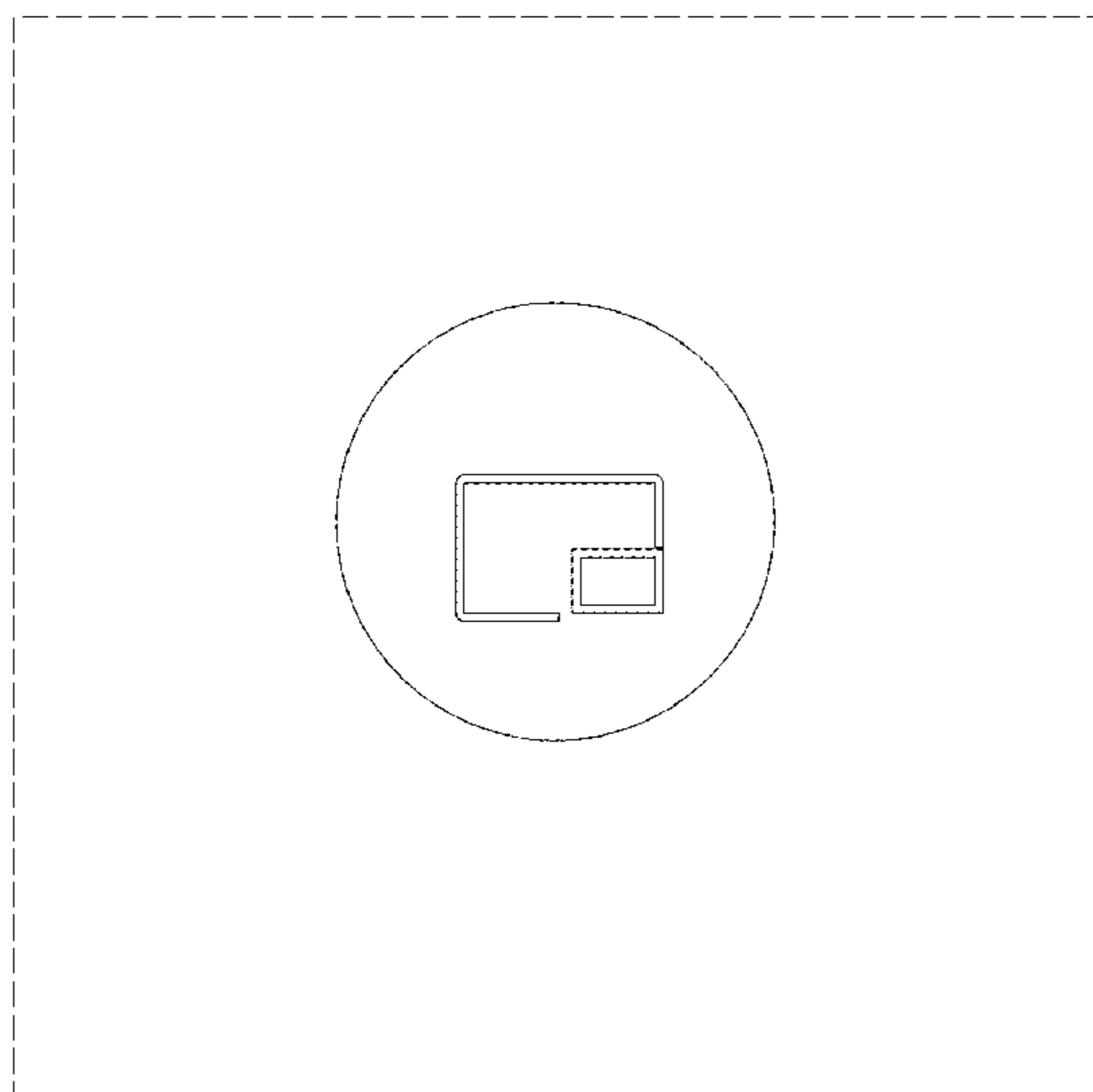
FIG. 8 is the eighth image thereof; and,

FIG. 9 is the ninth image thereof.

The broken lines in the drawings show a display screen or portion thereof and form no part of the claimed design.

The appearance of the transitional image sequentially transitions between the images shown in FIGS. 1-9. The process or period in which one image transitions to another image forms no part of the claimed design.

**1 Claim, 9 Drawing Sheets**



(56)

**References Cited**

U.S. PATENT DOCUMENTS

D739,431	S *	9/2015	Seo .....	D14/489
D741,877	S *	10/2015	Torres .....	D14/485
D745,047	S *	12/2015	Torres .....	D14/489
D752,068	S *	3/2016	Brinda .....	D14/485
D755,845	S *	5/2016	Kim .....	D14/492
D757,090	S *	5/2016	Myung .....	D14/488
D757,787	S *	5/2016	Kim .....	D14/488
D759,681	S *	6/2016	Behar .....	D14/485
D762,244	S *	7/2016	Kuniyl .....	D14/492
D762,694	S *	8/2016	Chen .....	D14/486
D765,135	S *	8/2016	Steg .....	D14/488
D775,649	S *	1/2017	Anzures .....	D14/486
D775,667	S *	1/2017	Vulk .....	D14/492
D776,132	S *	1/2017	Steg .....	D14/485
D781,869	S *	3/2017	Goldenberg .....	D14/485
2009/0172578	A1 *	7/2009	Ueda .....	H04N 1/00408 715/766
2015/0033160	A1 *	1/2015	Xie .....	G06F 3/0482 715/765

\* cited by examiner

FIG. 1

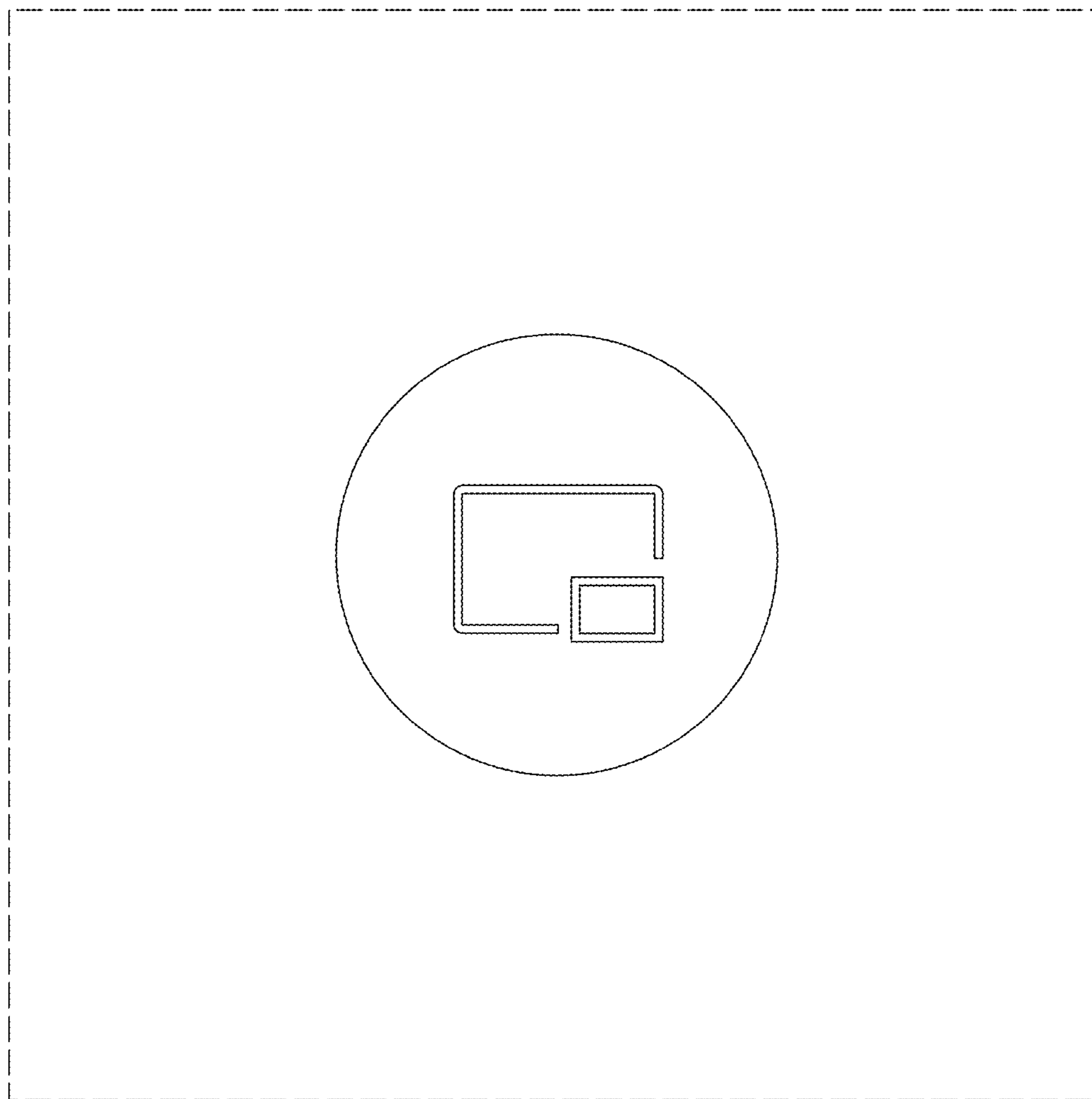


FIG. 2

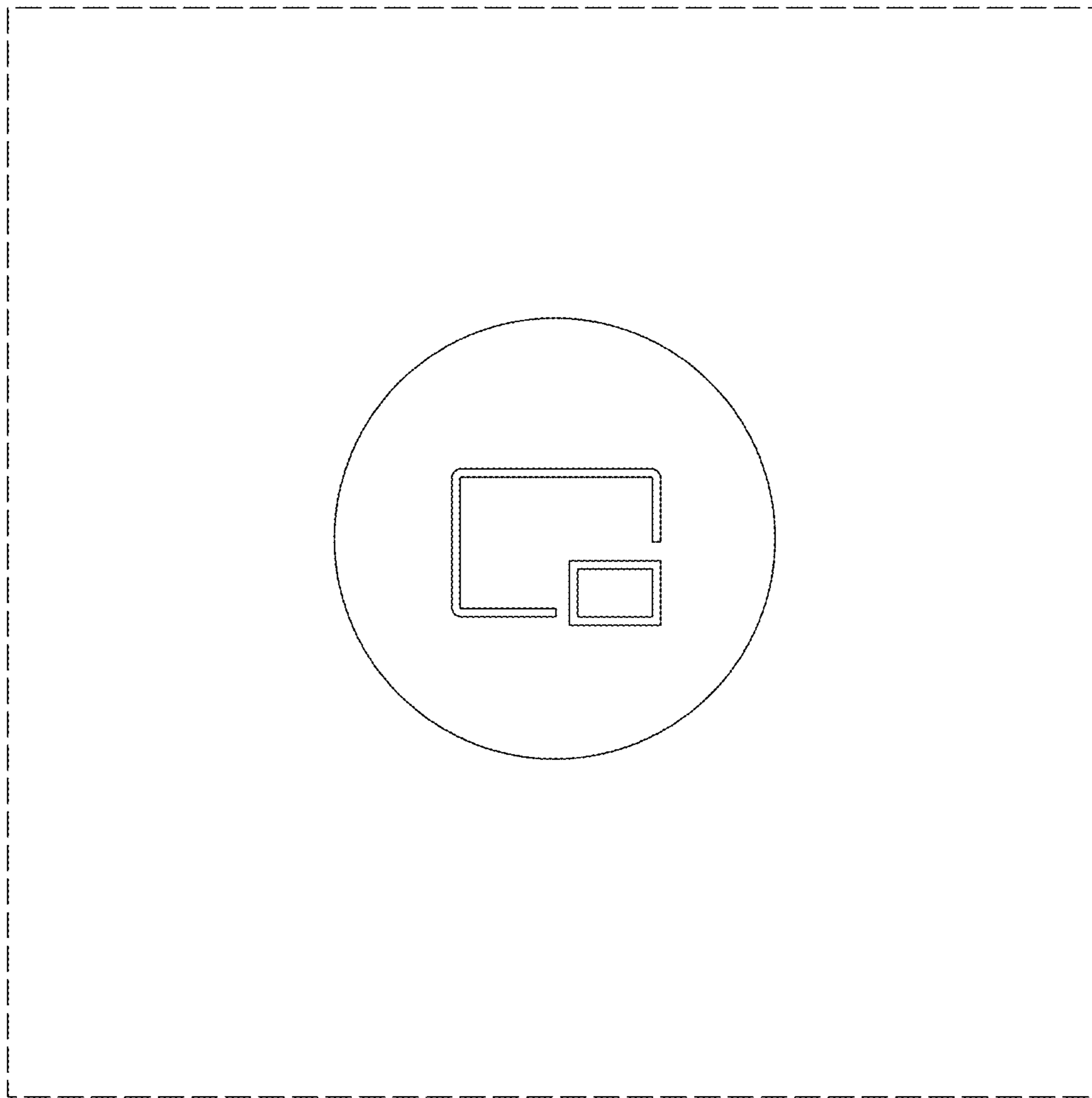


FIG. 3

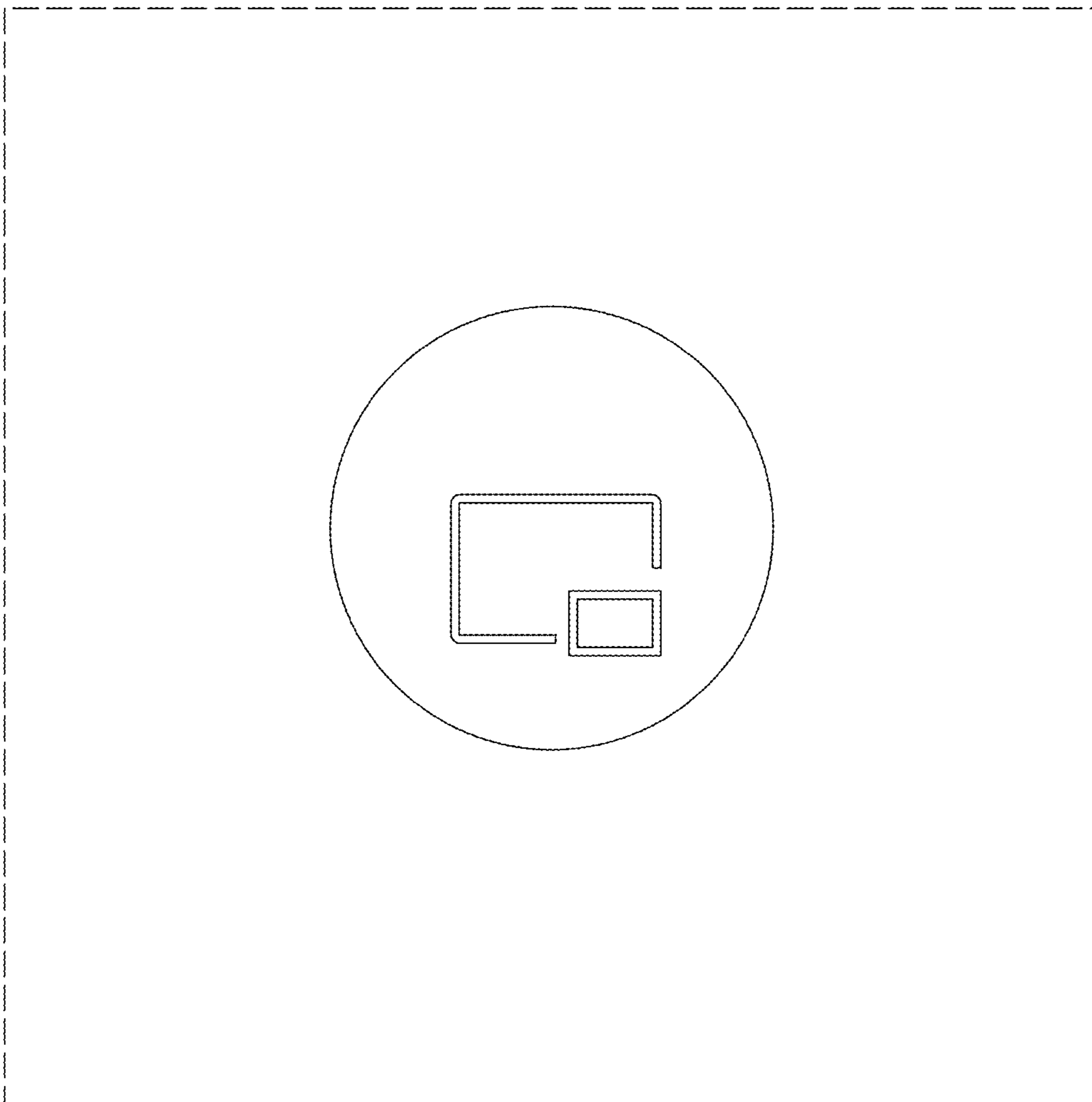


FIG. 4

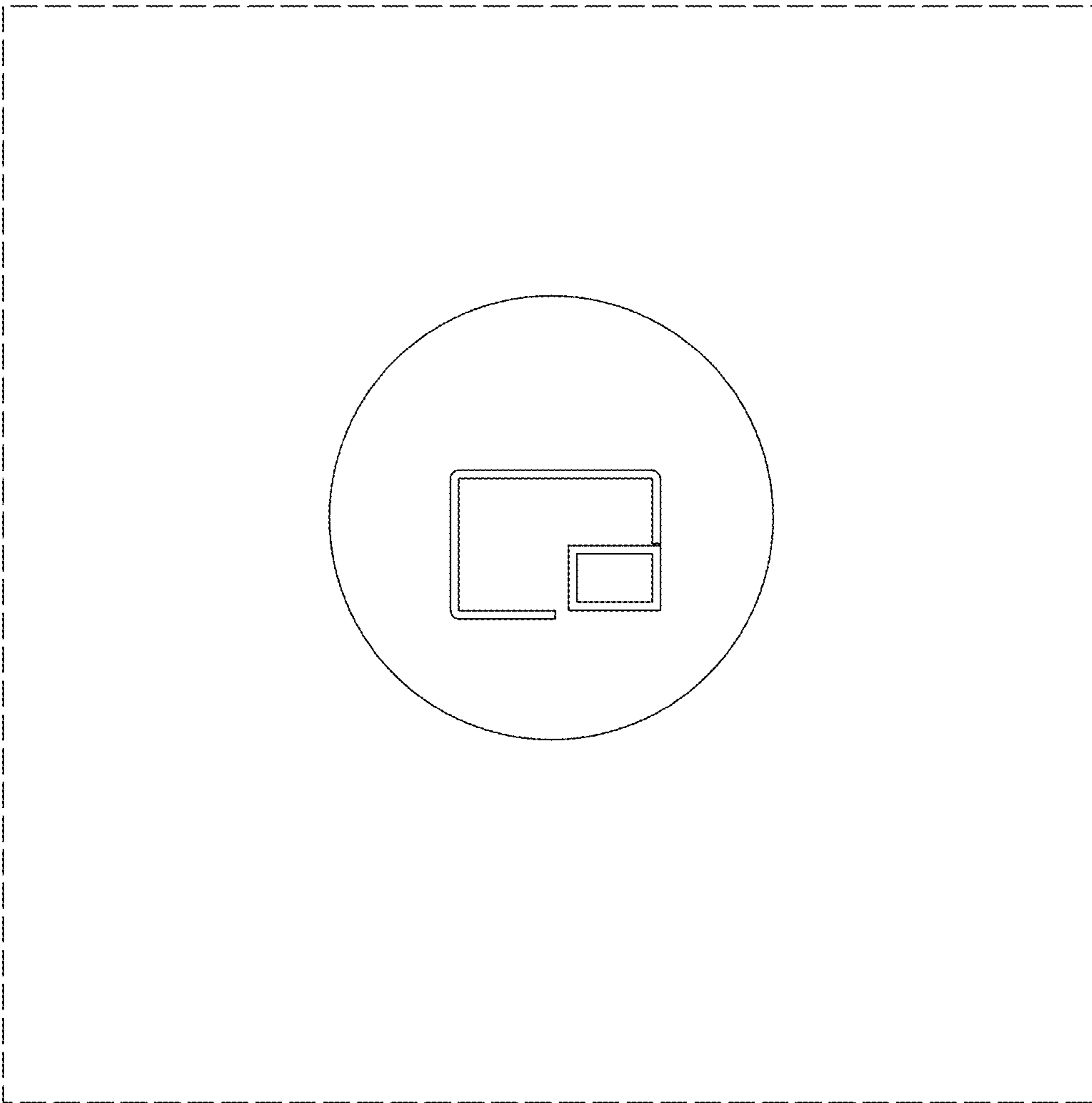


FIG. 5

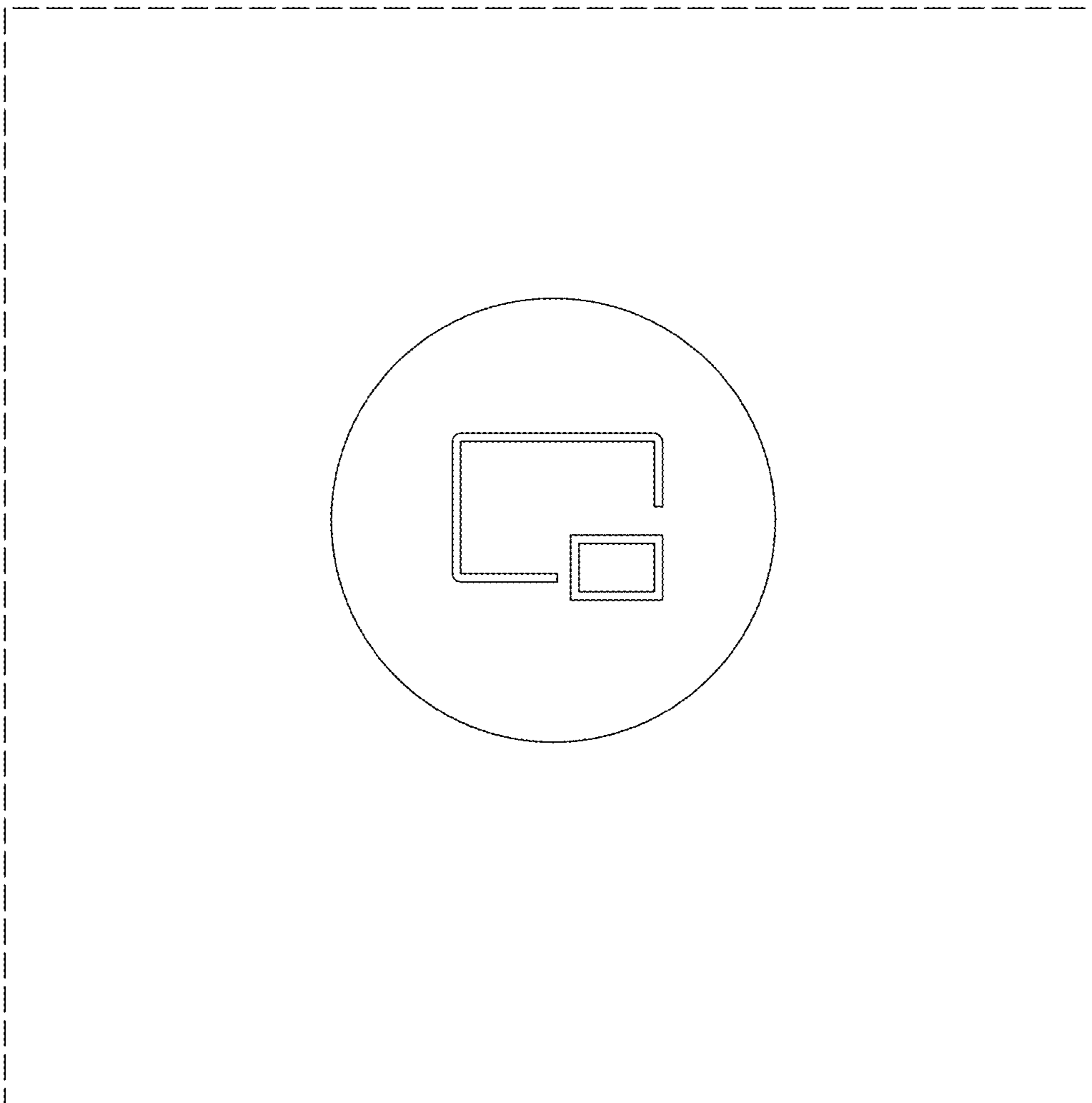


FIG. 6

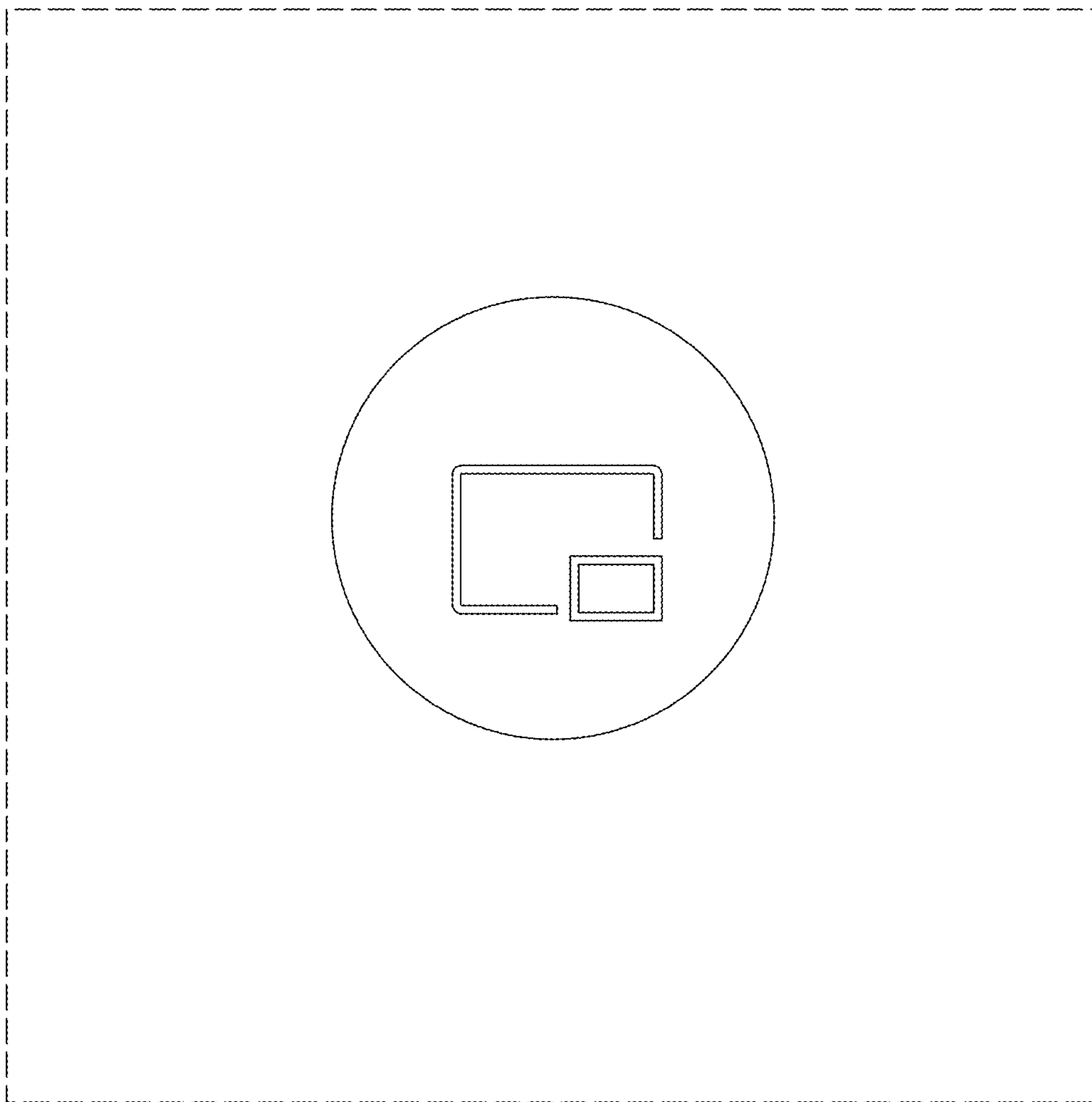




FIG. 7

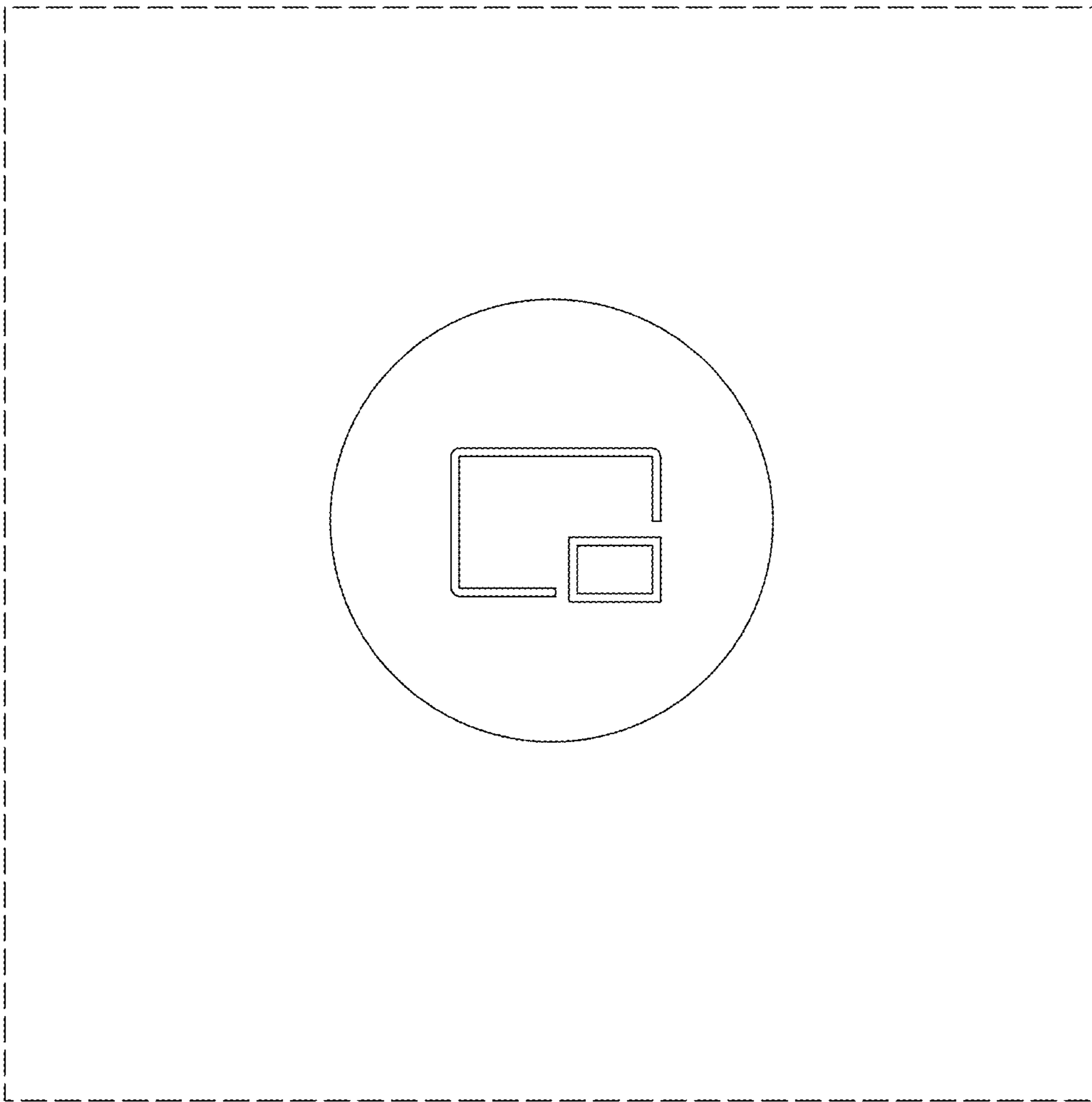


FIG. 8

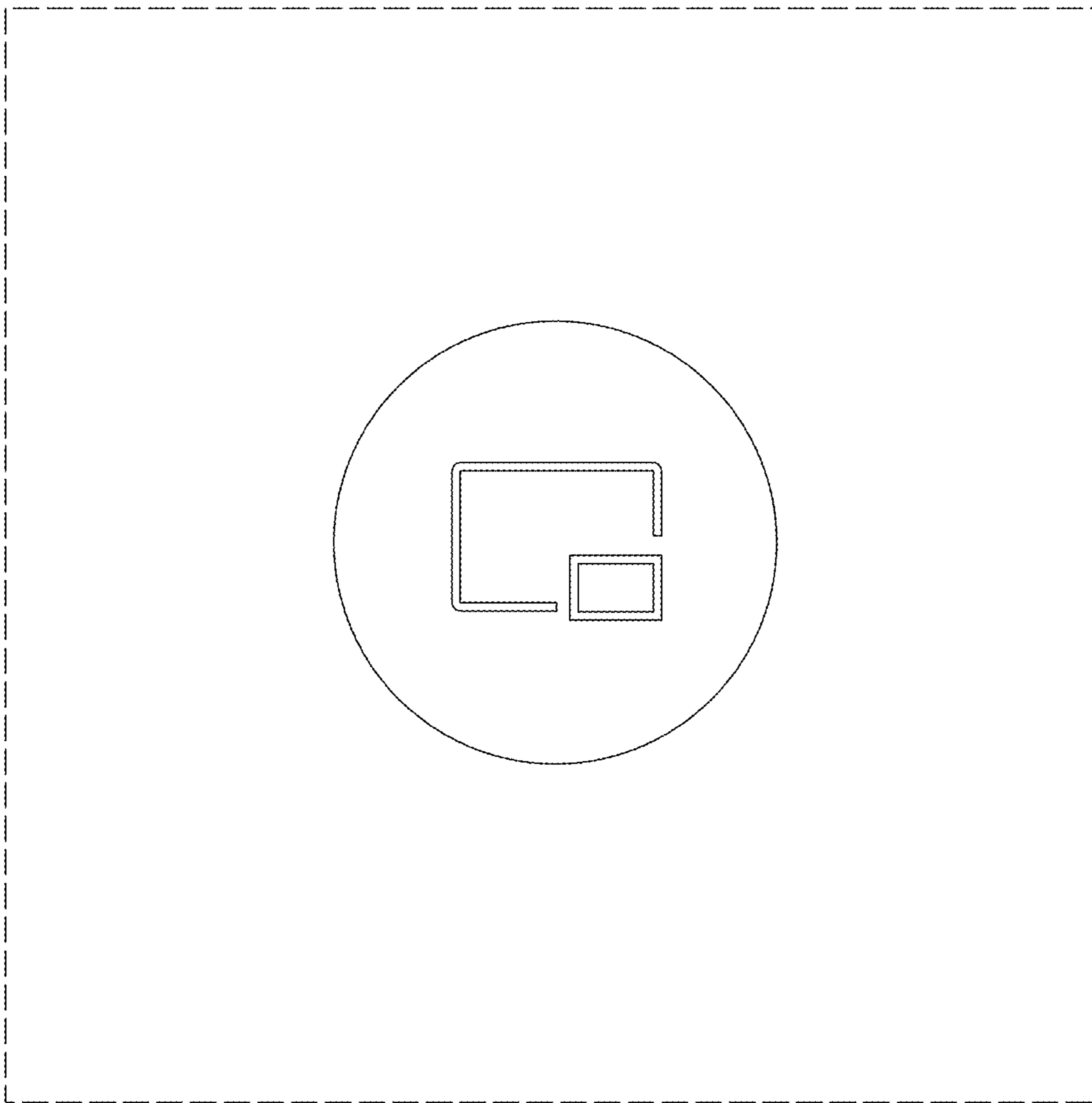


FIG. 9

