



US00D801339S

(12) **United States Design Patent** (10) **Patent No.:** **US D801,339 S**
Cohen (45) **Date of Patent:** **** *Oct. 31, 2017**

(54) **QUADRUPLE ACCESS CREDIT CARD USB**

(71) Applicant: **Harris Cohen**, San Diego, CA (US)

(72) Inventor: **Harris Cohen**, San Diego, CA (US)

(*) Notice: This patent is subject to a terminal disclaimer.

(**) Term: **14 Years**

(21) Appl. No.: **29/519,985**

(22) Filed: **Mar. 10, 2015**

(51) **LOC (10) Cl.** **14-03**

(52) **U.S. Cl.**
USPC **D14/435.1**

(58) **Field of Classification Search**
USPC D14/435.1, 480.1–480.7, 411, 433, 436,
D14/484.1, 137, 155, 203.1–203.8, 240,
D14/242, 133, 154
CPC H05K 5/0278; G06K 19/07732
See application file for complete search history.

(56) **References Cited**

U.S. PATENT DOCUMENTS

6,883,718	B1	4/2005	Le et al.	
6,944,028	B1	9/2005	Yu et al.	
D511,344	S *	11/2005	Takei	D14/480.6
D526,651	S *	8/2006	Hoogerdijk	D14/436
D537,036	S *	2/2007	Chen	D14/433
D553,130	S *	10/2007	Fiorentino	D14/436
D558,199	S	12/2007	Fiorentino	
D559,249	S *	1/2008	Takei	D14/480.6
D562,817	S	2/2008	Fiorentino	
7,344,072	B2 *	3/2008	Gonzalez	G06K 19/077 235/380
7,407,393	B2	8/2008	Ni et al.	
7,537,169	B2	5/2009	Gonzalez et al.	
7,644,867	B2	1/2010	Lin et al.	
D609,713	S *	2/2010	Du	D14/436
D656,147	S *	3/2012	Schlossstein	D14/436

D659,146	S	5/2012	Koh et al.	
D659,149	S *	5/2012	Andre	D14/436
D659,150	S	5/2012	Andre	
8,498,105	B2 *	7/2013	Yu	H05K 5/0278 361/679.32
D691,153	S	10/2013	Benois	
8,670,242	B2 *	3/2014	Ellul	361/728
2006/0164816	A1	7/2006	Deng	
2006/0278723	A1	12/2006	Dan et al.	
2011/0272308	A1 *	11/2011	Andre	G06K 19/005 206/320

(Continued)

Primary Examiner — Angela J Lee

(74) *Attorney, Agent, or Firm* — Lewis Kohn & Walker LLP; David M. Kohn; Kari Moyer-Henry

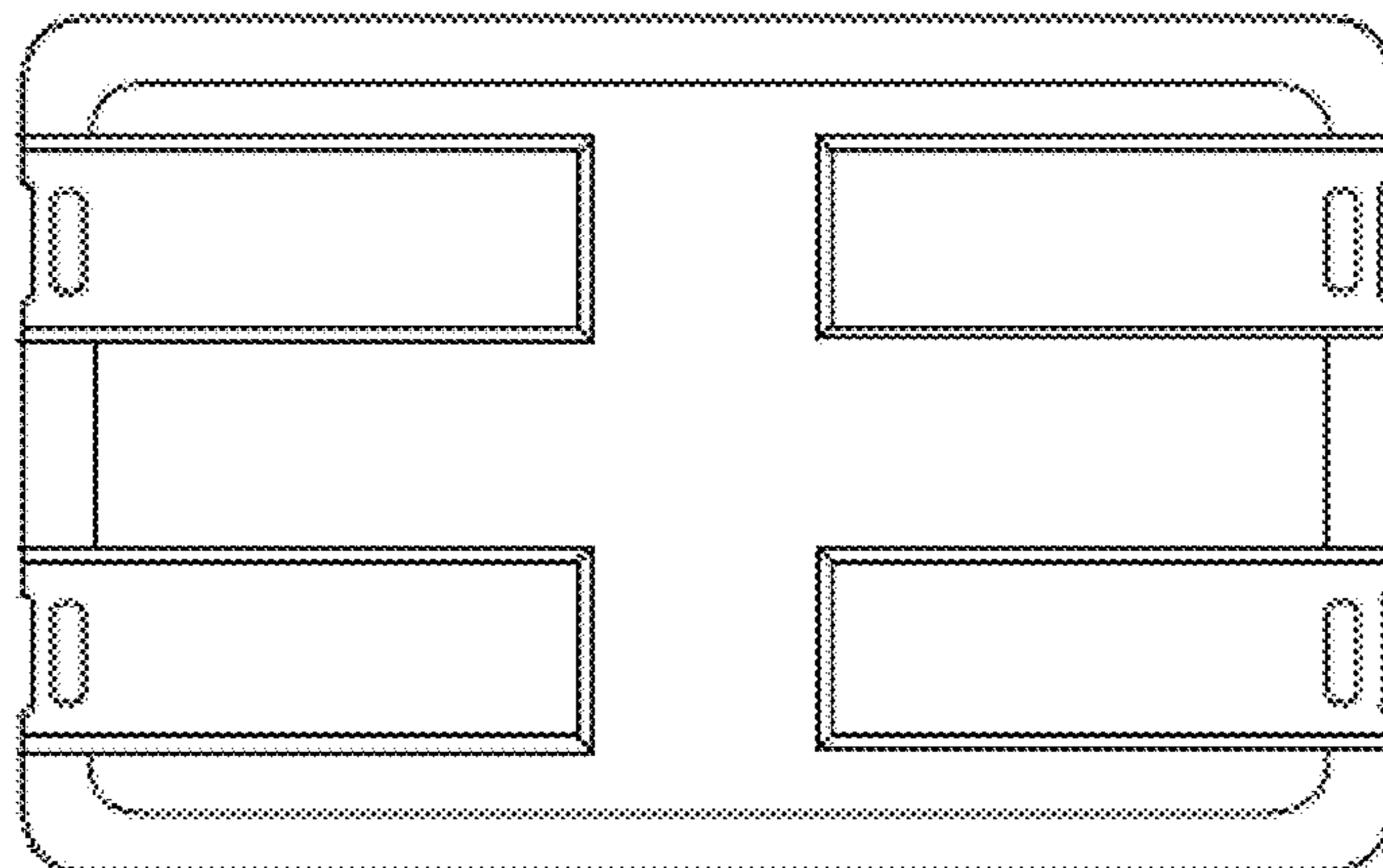
(57) **CLAIM**

The ornamental design for a quadruple access credit card USB, as shown and described.

DESCRIPTION

FIG. 1 is a top view of the quadruple access credit card USB of the present invention;
 FIG. 2 is a back view of the quadruple access credit card USB of the present invention;
 FIG. 3 is a left side view of the quadruple access credit card USB from FIG. 1;
 FIG. 4 is a right side view of the quadruple access credit card USB from FIG. 1;
 FIG. 5 is a front view of the quadruple access credit card USB from FIG. 1;
 FIG. 6 is a back view of the quadruple access credit card USB from FIG. 1;
 FIG. 7 is a top view of an alternative embodiment of the quadruple access credit card USB from FIG. 1 showing and alternate position; and,
 FIG. 8 is a bottom view of an alternative embodiment of the quadruple access credit card USB from FIG. 1 showing an alternative position.

1 Claim, 3 Drawing Sheets



(56)

References Cited

U.S. PATENT DOCUMENTS

2012/0262871 A1 10/2012 Yu et al.
2015/0347893 A1* 12/2015 Komatsu G06K 19/07732
235/492

* cited by examiner

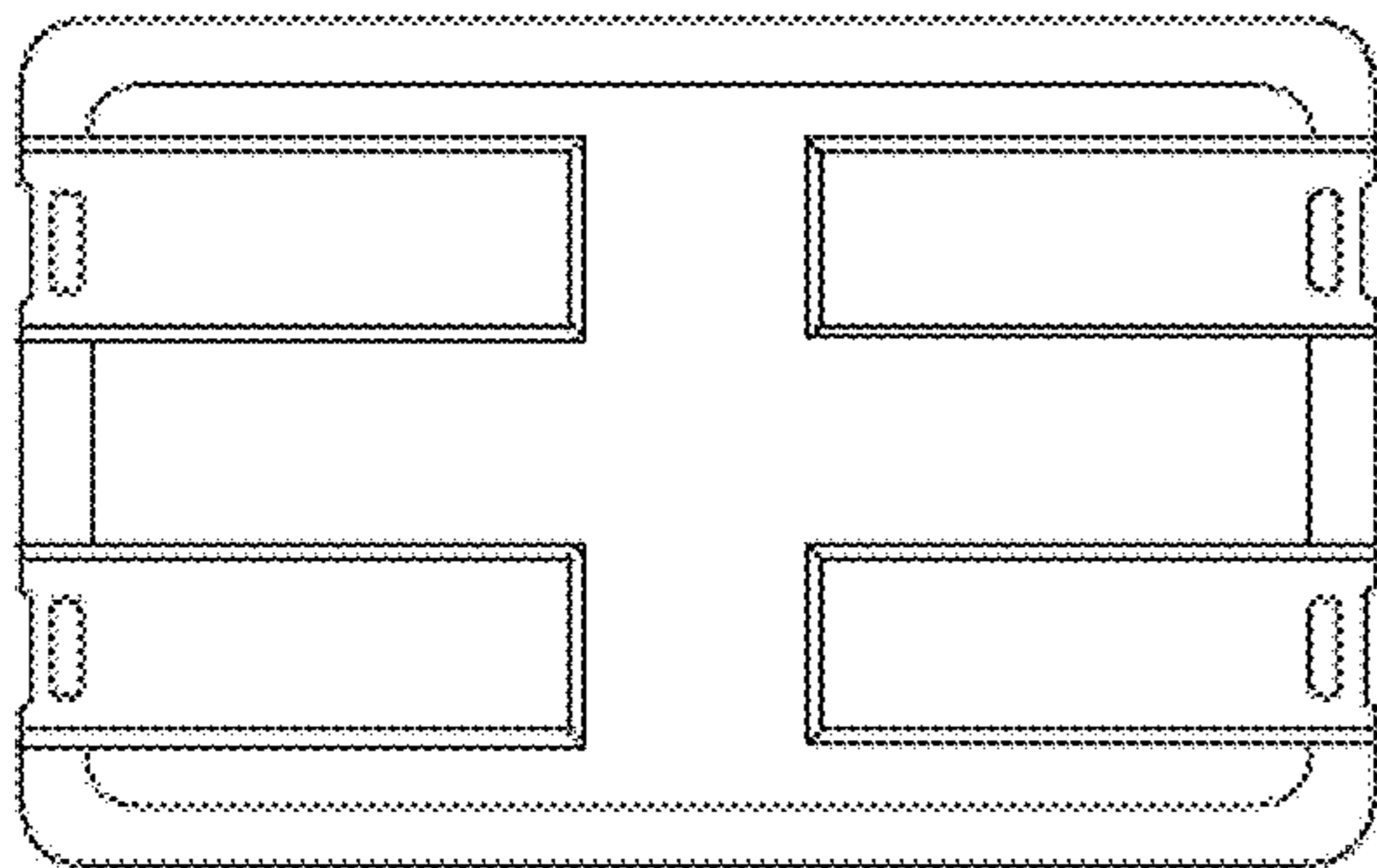


Figure 1

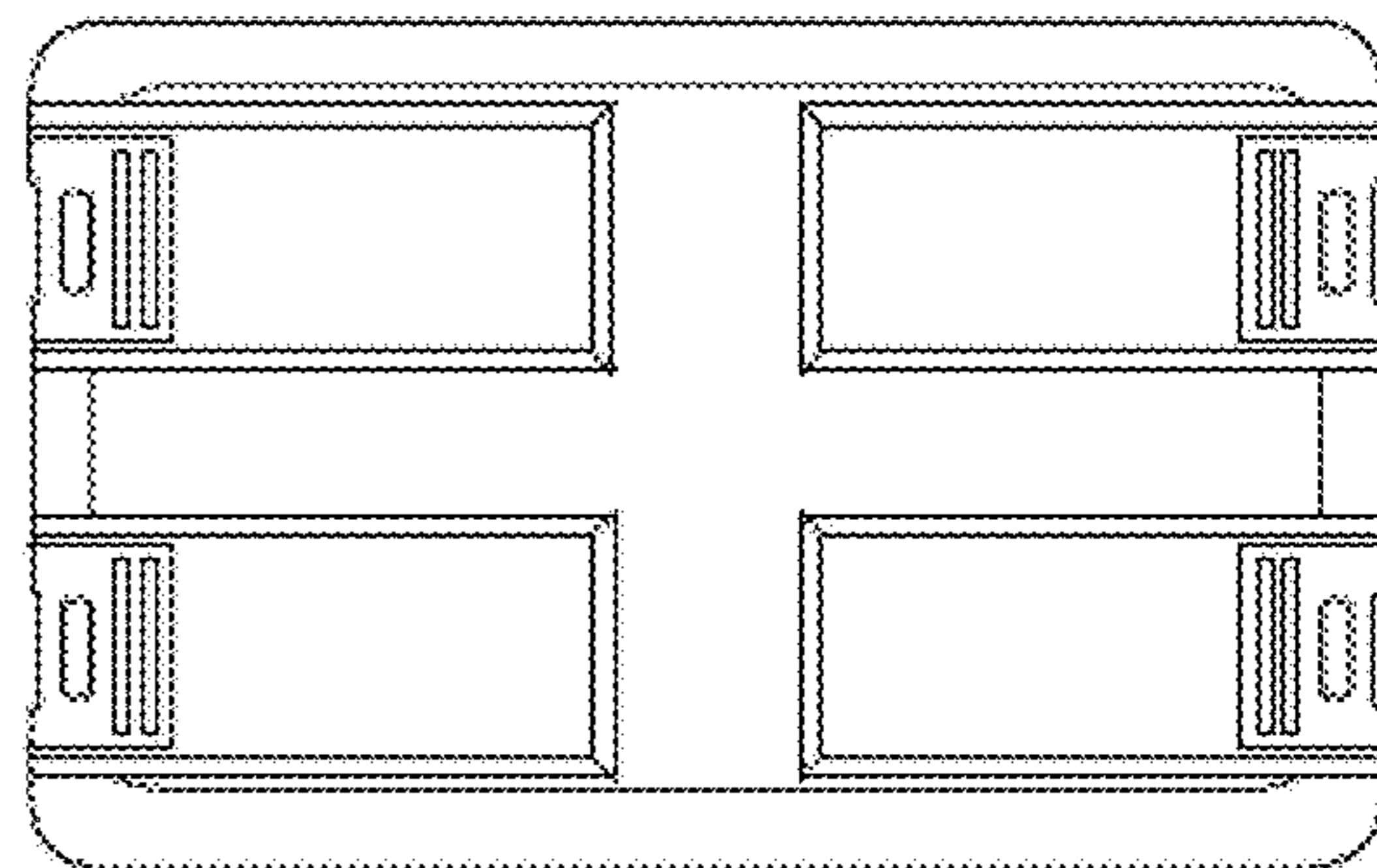


Figure 2




Figure 3




Figure 4

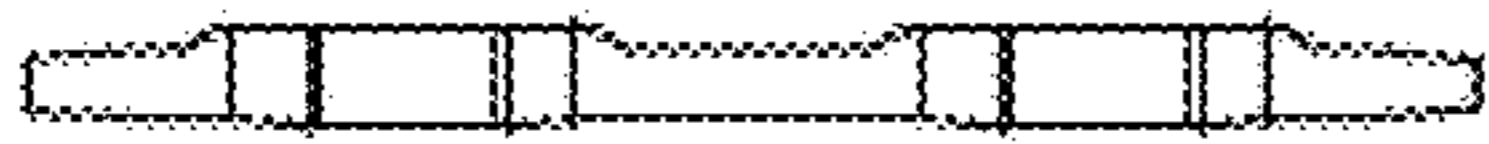


Figure 5

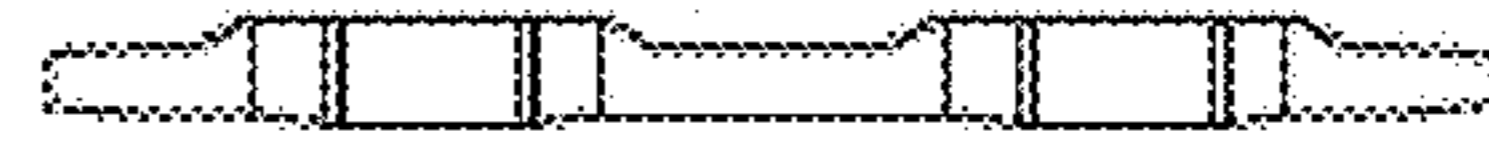


Figure 6

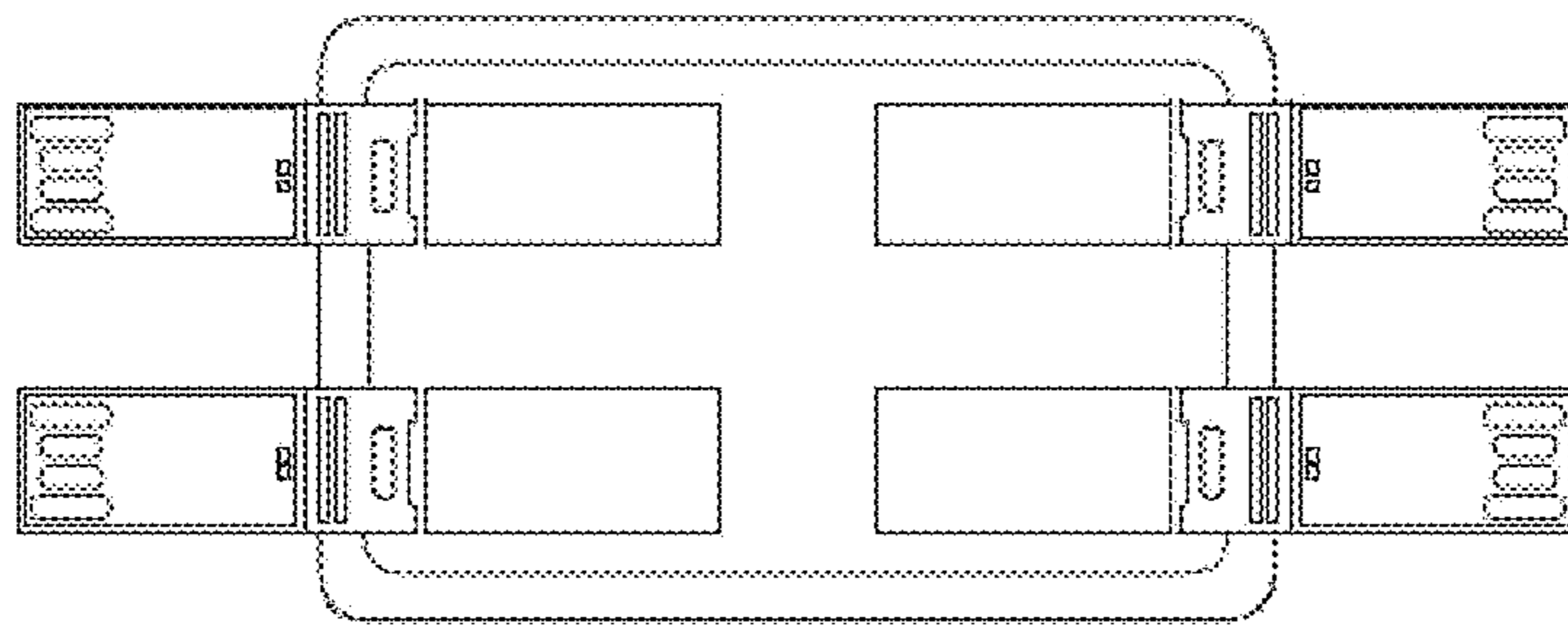


Figure 7

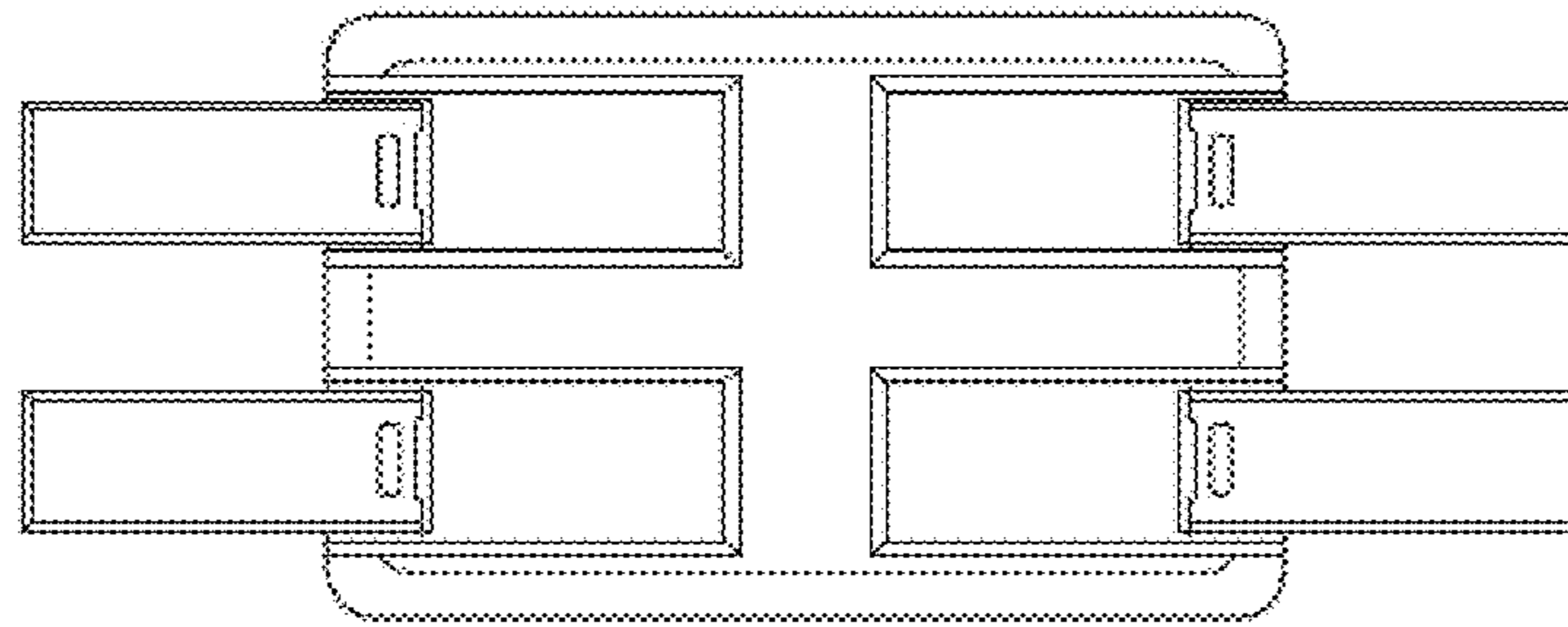


Figure 8