



US00D801326S

(12) **United States Design Patent**
Kim et al.

(10) **Patent No.:** **US D801,326 S**
(45) **Date of Patent:** **** Oct. 31, 2017**

(54) **CASE FOR ELECTRONIC DEVICE**

(71) Applicant: **SPIGEN KOREA CO, LTD.**, Seoul (KR)

(72) Inventors: **Dae-Young Kim**, Seoul (KR); **Soo Ha Jung**, Seoul (KR)

(73) Assignee: **SPIGEN KOREA CO., LTD.**, Geumcheon-Gu, Seoul (KR)

(**) Term: **15 Years**

(21) Appl. No.: **29/567,541**

(22) Filed: **Jun. 9, 2016**

Related U.S. Application Data

(63) Continuation of application No. 29/497,432, filed on Jul. 24, 2014, now Pat. No. Des. 775,614.

(51) **LOC (10) Cl.** **14-01**

(52) **U.S. Cl.**
USPC **D14/250**

(58) **Field of Classification Search**
USPC D14/250–253, 440, 203.3–203.7, 217, D14/496, 248, 238.1, 240, 447, 230, 247,
(Continued)

(56) **References Cited**

U.S. PATENT DOCUMENTS

3,042,742 A * 7/1962 Foster B21F 3/00
174/69

D379,470 S * 5/1997 Gilbert D1/127
(Continued)

FOREIGN PATENT DOCUMENTS

KR 30-0676967 10/2010

OTHER PUBLICATIONS

“Spigen iPhone4/4S Case Neo Hybrid,”<http://www.qquestore.com/spigen-iphone-4-4s-case-neo-hybrid.html>, Downloaded Jun. 3, 2016, 1 page.

Primary Examiner — Sandra Snapp

Assistant Examiner — Holly E Thurman

(74) *Attorney, Agent, or Firm* — East West Law; Heedong Chae

(57) **CLAIM**

The ornamental design for a case for electronic device, as shown and described.

DESCRIPTION

FIG. 1 is a front perspective view of a case for electronic device, having inner portion and outer portion, showing my new design;

FIG. 2 is a rear perspective view thereof;

FIG. 3 is a front elevational view thereof;

FIG. 4 is a rear elevational view thereof;

FIG. 5 is a left side elevational view thereof;

FIG. 6 is a right side elevational view thereof;

FIG. 7 is a top plan view thereof;

FIG. 8 is a bottom plan view thereof;

FIG. 9 is an exploded front perspective view thereof showing the inner and outer portions of the case for electronic device separated for clarity of disclosure;

FIG. 10 is an exploded rear perspective view thereof;

FIG. 11 is a front perspective view showing only the inner portion of the case for electronic device for clarity of disclosure;

FIG. 12 is a rear perspective view thereof;

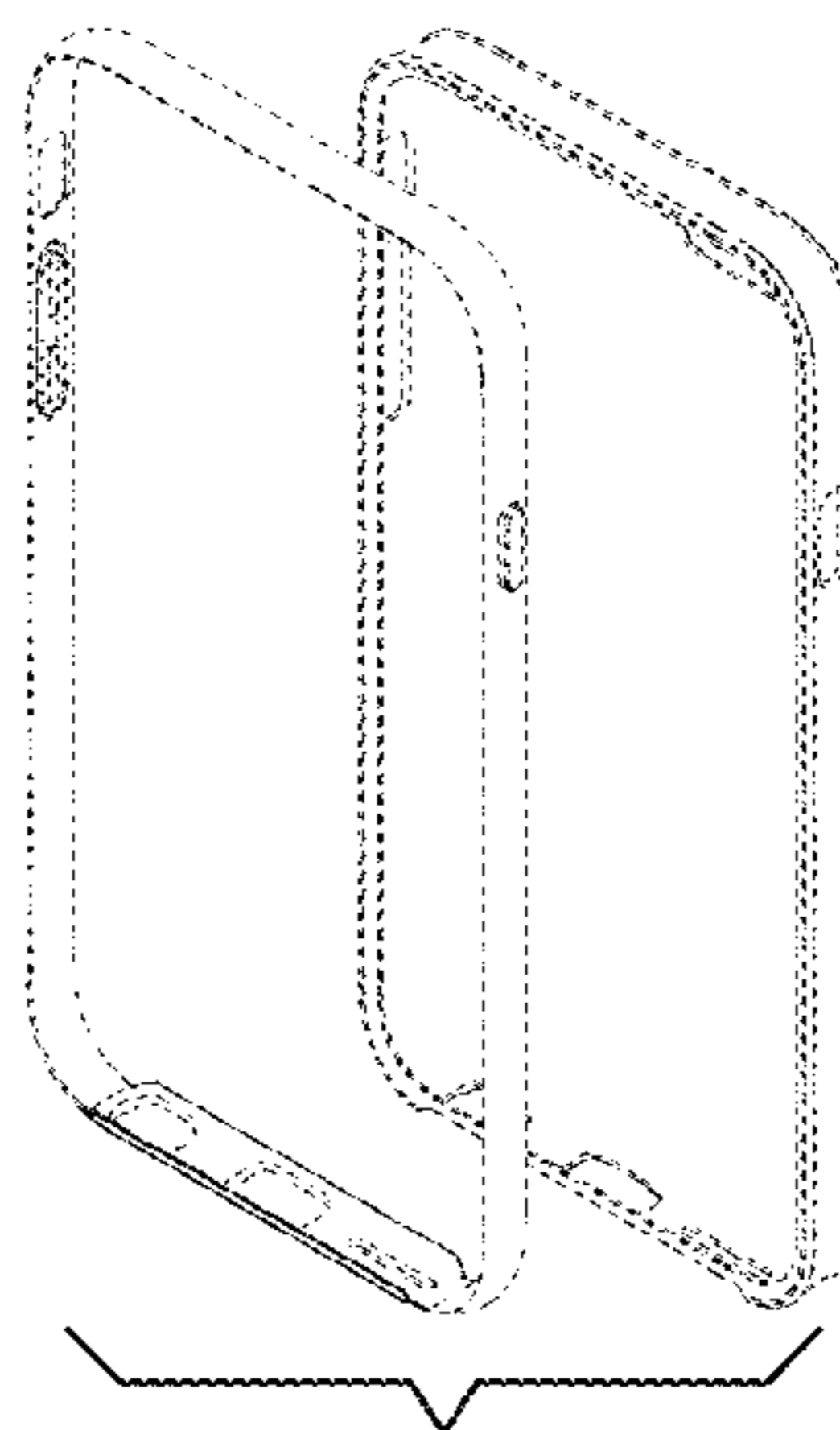

FIG. 13 is a front perspective view showing only the outer portion of the case for electronic device for clarity of disclosure; and,

FIG. 14 is a rear perspective view thereof.

The dashed broken lines in the drawings depict portions of the case for electronic device that form no part of the claim.

The dash-dot broken lines define boundaries of the claim that form no part of the claim.

1 Claim, 14 Drawing Sheets



US D801,326 S

Page 2

(58) **Field of Classification Search**

USPC D14/341, 345, 346, 439; D3/201, 218,
D3/269, 301, 273, 303; D13/103,
D13/107-108
CPC . A45C 2011/002; A45C 11/00; A45C 13/002;
A45C 2011/003; H04M 1/0283; H04M
1/0202; H04M 1/185; H04B 1/3888
See application file for complete search history.

(56) **References Cited**

U.S. PATENT DOCUMENTS

D492,344 S * 6/2004 Hoshiya D18/50
D497,170 S * 10/2004 Egami D15/78
D637,591 S * 5/2011 Willes D14/250
D642,169 S 7/2011 Andre
D644,218 S * 8/2011 Akana D14/250
D662,923 S 7/2012 Piedra
8,249,679 B2 8/2012 Cui
D669,458 S 10/2012 Wilson
D671,930 S * 12/2012 Akana D14/250
8,430,240 B2 4/2013 Kim
8,457,701 B2 6/2013 Diebel
D692,878 S * 11/2013 Akana D14/341
D696,656 S 12/2013 Murchison
D703,197 S 4/2014 Melanson
D703,650 S 4/2014 Ehrlich
D706,234 S * 6/2014 Park D14/138 G

D706,255 S * 6/2014 Akana D14/250
D718,755 S 12/2014 To
D719,559 S 12/2014 Dukerschein
D721,360 S 1/2015 Laffon de mazieres
9,004,275 B2 4/2015 Lee
D733,693 S 7/2015 Wang
D736,205 S 8/2015 Park
D741,279 S 10/2015 Tai
D741,845 S 10/2015 Kim
D743,389 S 11/2015 Akana
9,185,813 B2 11/2015 Diebel
D744,993 S 12/2015 Diebel
D746,275 S 12/2015 Mohammad
D747,306 S 1/2016 Kim
9,237,211 B2 1/2016 Tabe
D748,614 S 2/2016 Ju
D749,567 S 2/2016 Lee
9,247,795 B2 2/2016 Kim
9,295,174 B2 3/2016 Witter
9,301,414 B2 3/2016 Chao
9,307,096 B2 4/2016 Hsu
2011/0192510 A1 * 8/2011 Bau G06F 1/1626
150/154
2012/0018325 A1 * 1/2012 Kim A45C 11/00
206/320
2013/0146491 A1 * 6/2013 Ghali G06F 1/1626
206/320
2014/0110276 A1 4/2014 Stiehl

* cited by examiner

FIG. 1




FIG. 2




FIG. 3

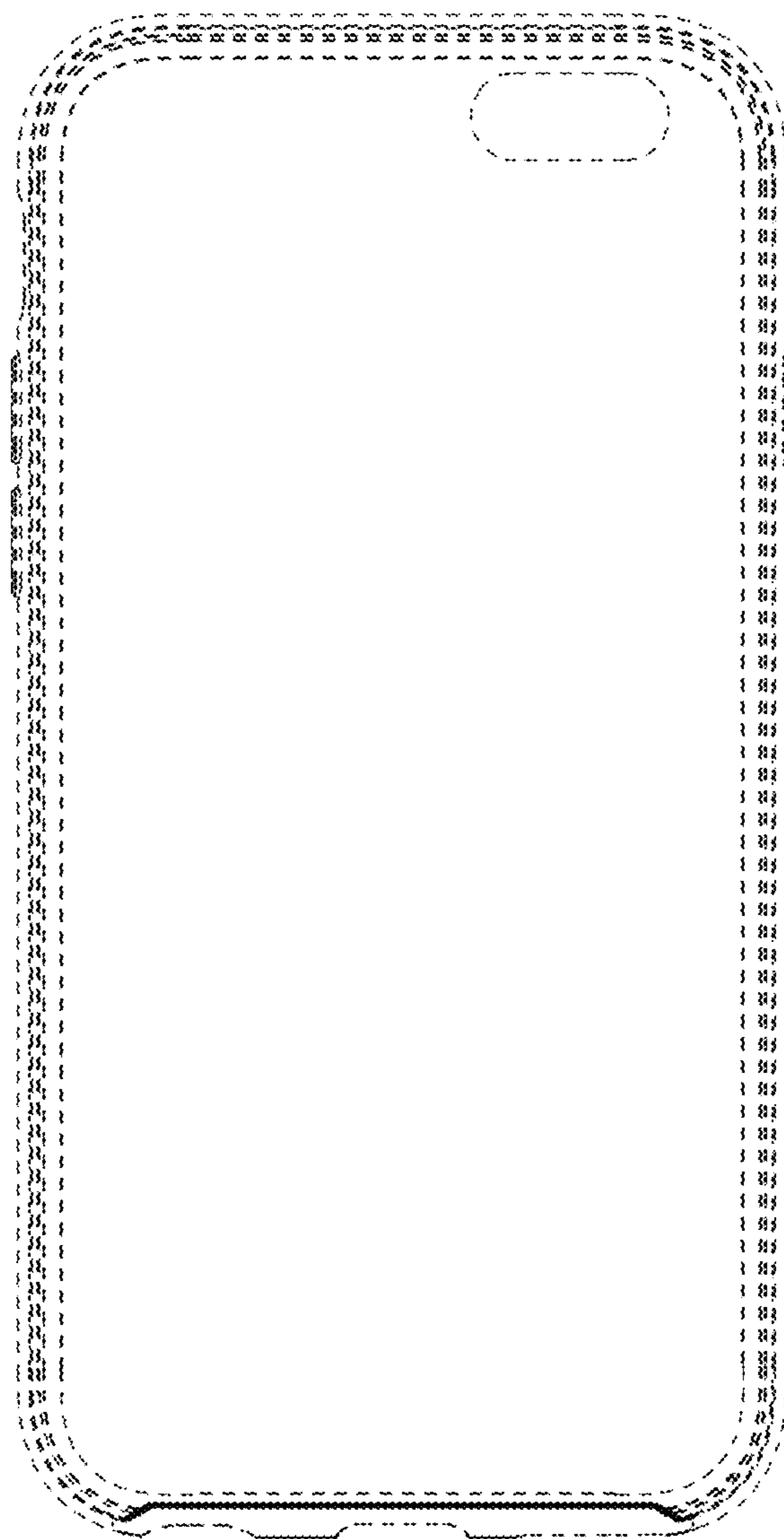


FIG. 4




FIG. 5




FIG. 6

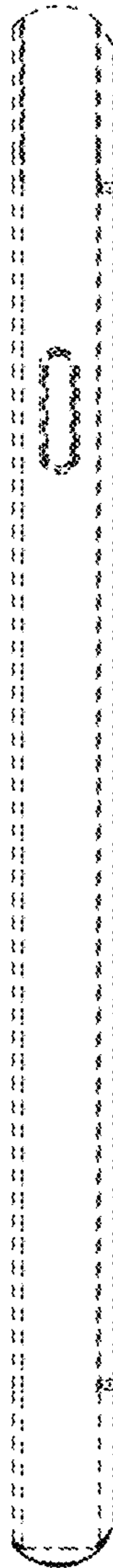


FIG. 7



FIG. 8



FIG. 9

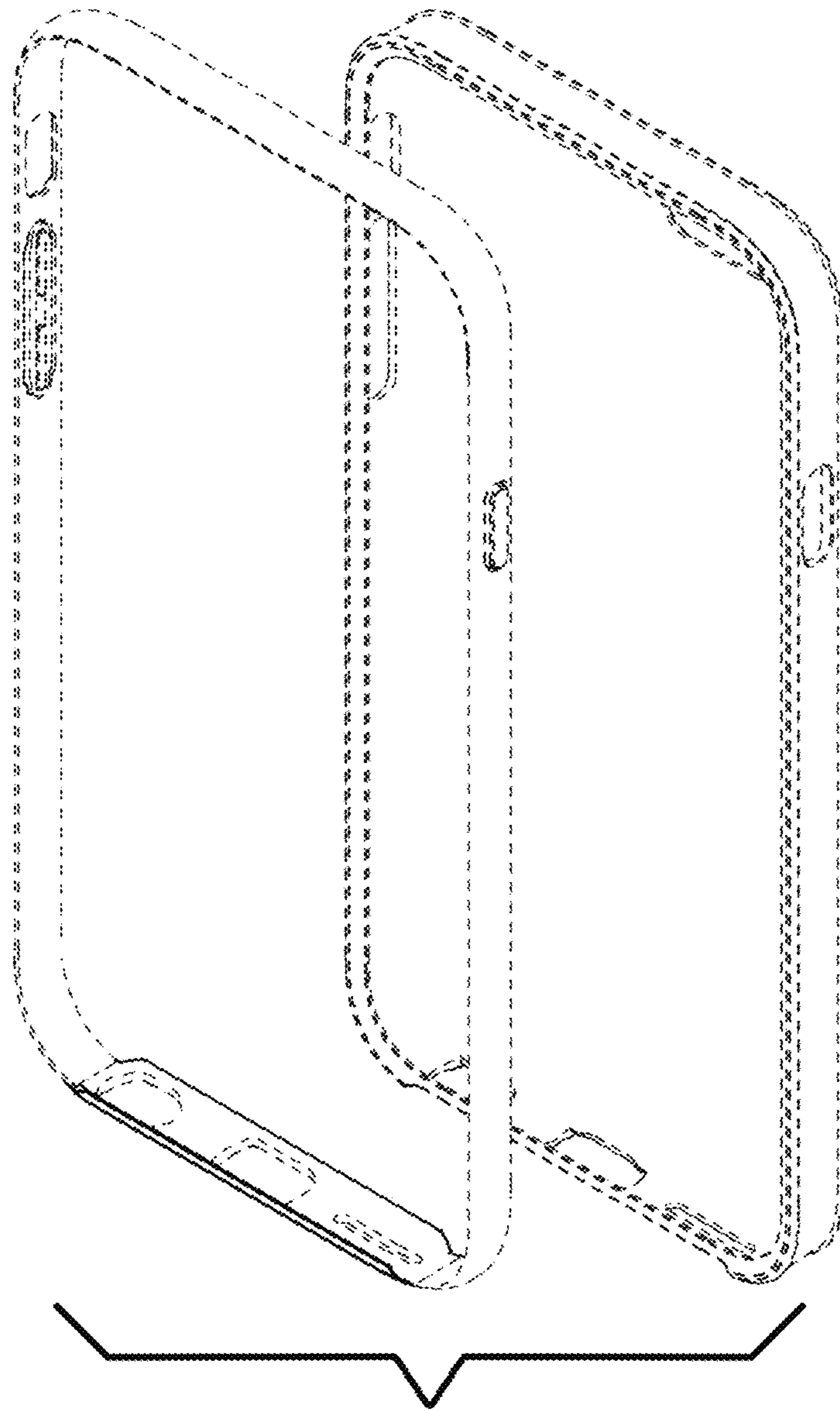


FIG. 10

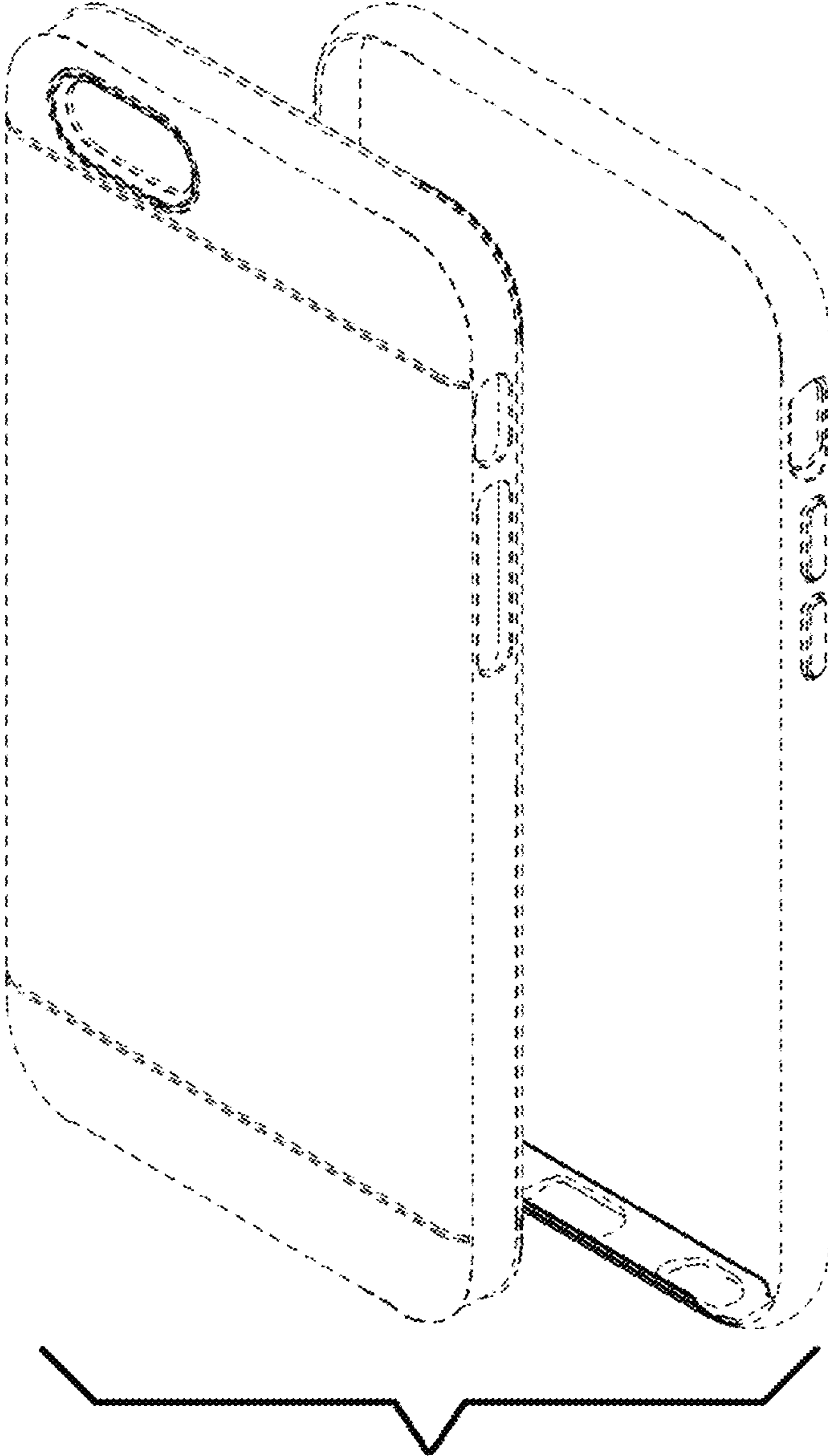


FIG. 11




FIG. 12




FIG. 13




FIG. 14

