



US00D801325S

(12) **United States Design Patent** (10) **Patent No.:** **US D801,325 S**
Kim (45) **Date of Patent:** **** Oct. 31, 2017**

(54) **CASE FOR ELECTRONIC COMMUNICATIONS DEVICE**

(71) Applicant: **Dae-Young Kim**, Seoul (KR)

(72) Inventor: **Dae-Young Kim**, Seoul (KR)

(73) Assignee: **SPIGEN KOREA CO., LTD.**,
Geumcheon-Gu, Seoul (KR)

(**) Term: **15 Years**

(21) Appl. No.: **29/546,692**

(22) Filed: **Nov. 24, 2015**

(51) **LOC (10) Cl.** **14-03**

(52) **U.S. Cl.**
USPC **D14/250**

(58) **Field of Classification Search**
USPC D14/238.1, 248, 440, 203.3–203.7, 217,
D14/240, 251–253, 447, 496, 250;
D3/201, 218, 247, 269, 273, 301, 303;
D13/103, 107–108, 119
CPC H04B 1/3888; H04M 1/0283;
H04M 1/0202; A45C 1/06;
A45C 2011/002; A45C 11/00;
A45C 13/02; A45F 2005/026;
A45F 2200/0525; A45F 2200/0516
See application file for complete search history.

(56) **References Cited**

U.S. PATENT DOCUMENTS

D88,029 S *	10/1932	Willheim	D5/63
D88,231 S *	11/1932	Katzman	D5/56
D575,799 S *	8/2008	Zhang	D14/496
D611,465 S *	3/2010	Corley	D14/248
D631,463 S *	1/2011	Kim	D14/138 AB
D643,029 S *	8/2011	Feng	D14/250
D654,491 S *	2/2012	Melanson	D14/250
D664,133 S *	7/2012	Zheng	D14/248
D665,780 S *	8/2012	Li	D14/248

(Continued)

OTHER PUBLICATIONS

iPhone 6s Case SE for Apple Genuine ZARUS Cover, URL:<http://www.ebay.com.au/itm/iPhone-6s-Case-SE-Apple-Genuine-ZARUS-Zuslab-Hybrid-Bumper-Dual-Layer-Cover-/142027768111?var=&hash=item66b58189cb>, retrieved from internet on Sep. 23, 2016.*

Primary Examiner — Carla Jobe Wright
(74) *Attorney, Agent, or Firm* — East West Law Group;
Heedong Chae


(57) **CLAIM**

The ornamental design for a case for electronic communications device, as shown and described.

DESCRIPTION

FIG. 1 is a front perspective view of a case for electronic communications device showing my new design; FIG. 2 is a rear perspective view thereof; FIG. 3 is a front elevational view thereof; FIG. 4 is a rear elevational view thereof; FIG. 5 is a left side elevational view thereof; FIG. 6 is a right side elevational view thereof; FIG. 7 is a top plan view thereof; FIG. 8 is a bottom plan view thereof; and, FIG. 9 is an enlarged detail view of the encircled portion in FIG. 3; the pattern shown in this enlarged detail is also representative of the pattern at the bottom front of the case. The interior of the case, including all surfaces and features within the innermost of the solid peripheral object lines in each of FIGS. 2 and 4, forms no part of the claimed design. The dot-dash broken line circle in FIGS. 3 and 9 delineates a portion of the case for electronic communications device that is part of the claimed design and that is shown on an enlarged scale in FIG. 9. The dashed broken lines throughout the drawing figures depict portions of the case for electronic communications device that form no part of the claimed design. The broken lines and unshaded surfaces bounded by dashed broken lines form no part of the claimed design.

1 Claim, 9 Drawing Sheets



(56)

References Cited

U.S. PATENT DOCUMENTS

D673,547	S *	1/2013	Melanson	D14/250
D673,550	S *	1/2013	Magness	D14/250
D678,334	S *	3/2013	Lee	D14/203.3
D678,907	S *	3/2013	Lee	D14/203.3
D679,697	S *	4/2013	Murchison	D14/250
D679,698	S *	4/2013	Murchison	D14/250
D681,022	S *	4/2013	Chang	D14/250
D681,616	S *	5/2013	Weller	D14/250
D681,617	S *	5/2013	Weller	D14/250
D685,776	S *	7/2013	Bau	D14/250
D700,172	S *	2/2014	Li	D14/248
D704,688	S *	5/2014	Reivo	D14/250
D717,286	S *	11/2014	Veldkamp	D14/250
D717,774	S *	11/2014	Fathollahi	D14/250
D717,778	S *	11/2014	Zermeno	D14/250
D718,292	S *	11/2014	Hemesath	D14/250
D721,065	S *	1/2015	Yoon	D14/250
D746,275	S *	12/2015	Mohammad	D14/250
D748,614	S *	2/2016	Ju	D14/250
D749,068	S *	2/2016	Zaborski	D14/250
D749,555	S *	2/2016	Poon	D14/250
D757,699	S *	5/2016	Lee	D14/248
D764,476	S *	8/2016	Gleason, III	D14/440
2016/0101902	A1 *	4/2016	Kim	F16M 11/00 206/45.23
2016/0204817	A1 *	7/2016	Kim	H04B 1/3888 455/575.8

* cited by examiner

FIG. 1

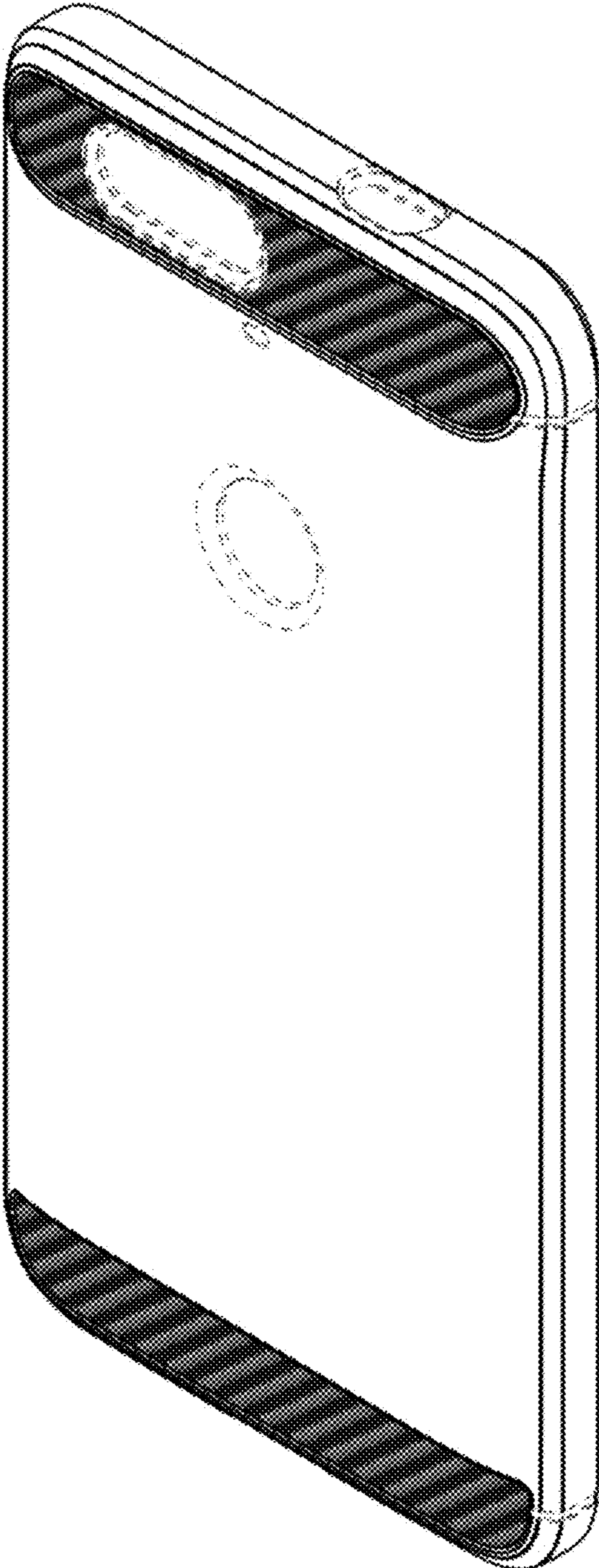


FIG. 2

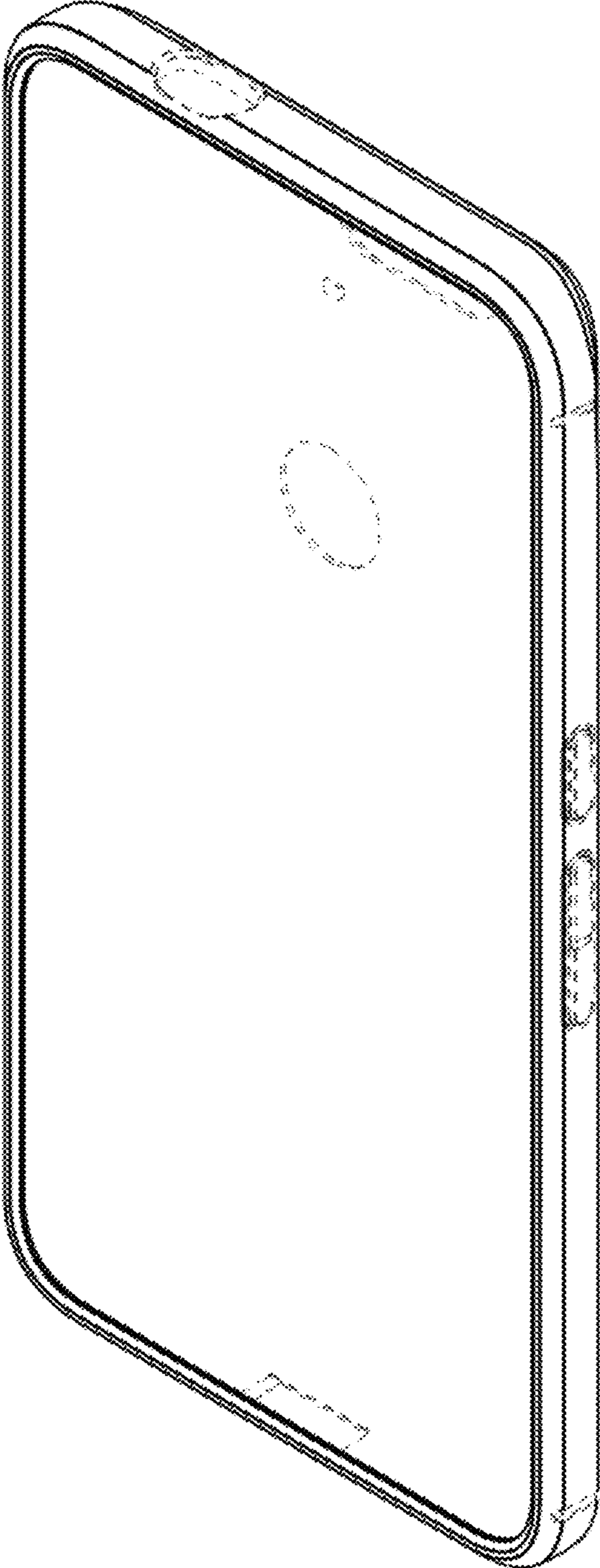


FIG. 3




FIG. 4




FIG. 5

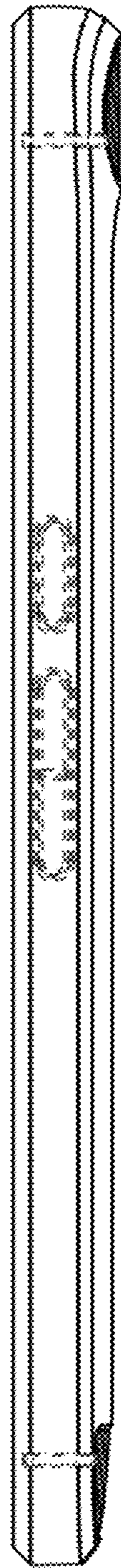


FIG. 6




FIG. 7




FIG. 8



FIG. 9

