



US00D801292S

(12) **United States Design Patent**  
**Kim et al.**

(10) **Patent No.:** **US D801,292 S**  
(45) **Date of Patent:** **\*\* Oct. 31, 2017**

- (54) **ELECTRONIC DEVICE**
- (71) Applicant: **Samsung Electronics Co., Ltd.**,  
Suwon-si (KR)
- (72) Inventors: **Nam-Su Kim**, Seoul (KR); **Do-Hyung Ha**, Gwangmyeong-si (KR); **Sae-Hee Lee**, Incheon (KR); **Hyun-Sook Kim**, Seoul (KR); **Christine Rhea Oh**, Yongin-si (KR)
- (73) Assignee: **Samsung Electronics Co., Ltd.**,  
Suwon-si (KR)
- (\*\*) Term: **14 Years**
- (21) Appl. No.: **29/513,665**
- (22) Filed: **Jan. 5, 2015**
- (30) **Foreign Application Priority Data**  
Oct. 2, 2014 (KR) ..... 30-2014-0047854
- (51) **LOC (10) Cl.** ..... **14-03**
- (52) **U.S. Cl.**  
USPC ..... **D14/138 G**
- (58) **Field of Classification Search**  
USPC ... D14/138 G, 138 R, 138 AD, 203.1, 203.3,  
D14/203.5, 203.6, 203.7, 218, 248, 250,  
D14/315, 341, 342, 343, 344, 345, 346,  
D14/347, 420, 426, 496; D13/168  
CPC ..... G06F 1/1626; H04M 1/72527; H04M  
1/0266; H04M 1/185; H04M 1/0214  
See application file for complete search history.

- (56) **References Cited**  
U.S. PATENT DOCUMENTS  
D519,997 S \* 5/2006 Hirota ..... D14/341  
D602,000 S \* 10/2009 Oh ..... D14/203.7  
D635,972 S \* 4/2011 Miyazawa ..... D14/341  
D640,578 S \* 6/2011 Aihara ..... D10/65

- D645,441 S \* 9/2011 Choe ..... D14/138 G
- D678,270 S \* 3/2013 Song ..... D14/341
- D691,175 S \* 10/2013 Park ..... D14/341
- D696,654 S \* 12/2013 Lee ..... D14/248
- D696,655 S \* 12/2013 Lee ..... D14/248
- D696,692 S \* 12/2013 Park ..... D14/496
- D701,847 S \* 4/2014 Choi ..... D14/138 AD
- D702,233 S \* 4/2014 Lee ..... D14/341
- D706,736 S \* 6/2014 Kim ..... D14/138 G
- D706,738 S \* 6/2014 Kim ..... D14/138 G
- D707,642 S \* 6/2014 Shao ..... D14/138 G
- D715,246 S \* 10/2014 Oh ..... D14/138 G

(Continued)

*Primary Examiner* — John Windmuller  
*Assistant Examiner* — Benjamin Weeks  
(74) *Attorney, Agent, or Firm* — NSIP Law

(57) **CLAIM**

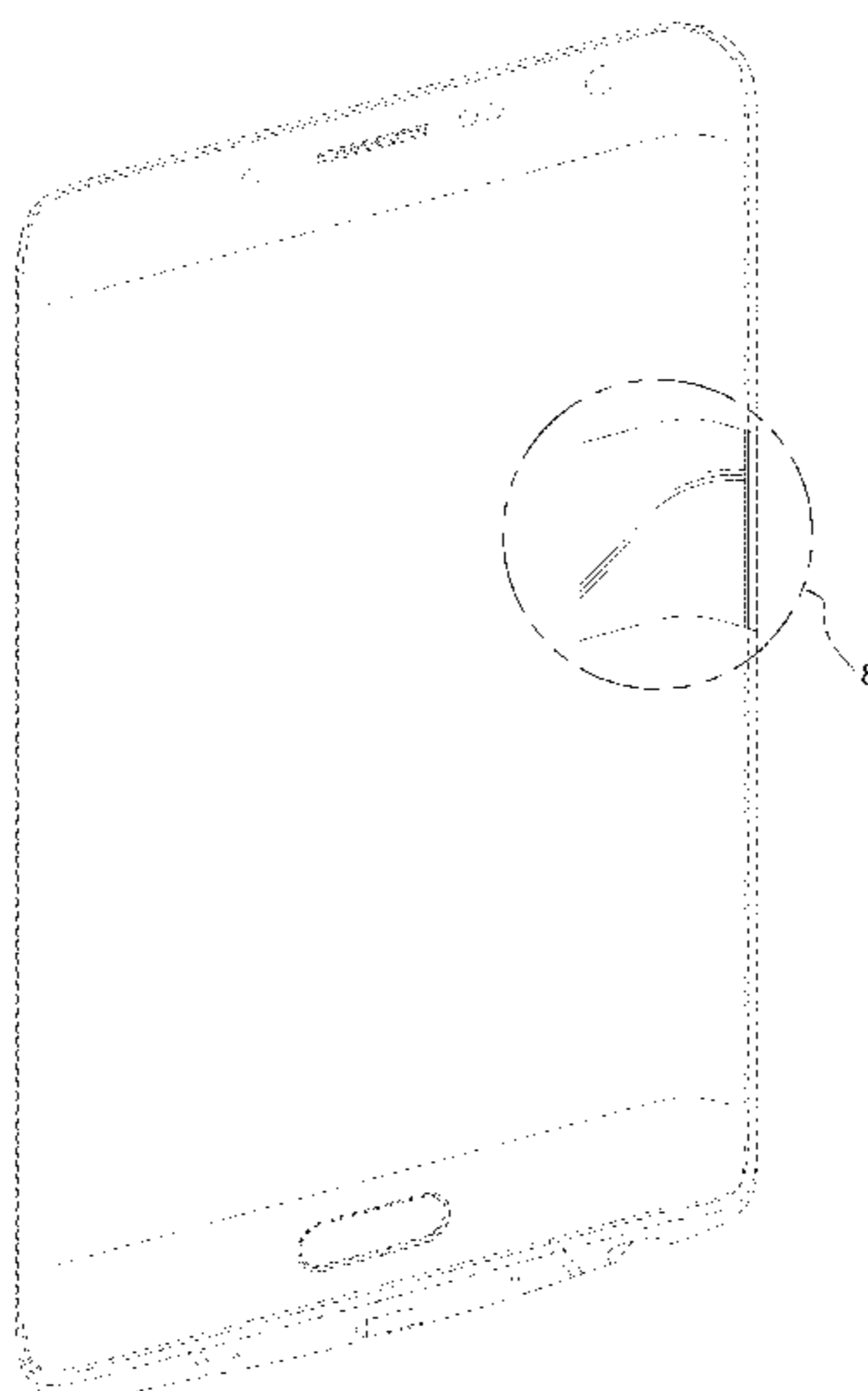
We claim the ornamental design for an electronic device, as shown and described.

**DESCRIPTION**

FIG. 1 is a front perspective view of an electronic device showing our new design;  
FIG. 2 is a front view thereof;  
FIG. 3 is a rear view thereof;  
FIG. 4 is a left-side view thereof;  
FIG. 5 is a right-side view thereof;  
FIG. 6 is a top view thereof;  
FIG. 7 is a bottom view thereof; and,  
FIG. 8 is an enlarged view of the encircled portion in FIG. 1.

The broken lines in the figures show portions of the electronic device which form no part of the claimed design. The dot-dash broken lines in the figures represent an unclaimed boundary line and form no part of the claimed design. The dot-dot-dash broken lines encircling portions of the claimed design that are illustrated in enlargements form no part of the claimed design.

**1 Claim, 6 Drawing Sheets**



(56)

## References Cited

## U.S. PATENT DOCUMENTS

D715,279 S \* 10/2014 Lee ..... D14/248  
D718,269 S \* 11/2014 Cho ..... D14/138 G  
D725,065 S \* 3/2015 Chung ..... D14/138 G  
D725,068 S \* 3/2015 Cho ..... D14/138 R  
D725,640 S \* 3/2015 Chung ..... D14/248  
D726,140 S \* 4/2015 Park ..... D14/138 R  
D726,673 S \* 4/2015 Lee ..... D14/138 G  
D726,674 S \* 4/2015 Lee ..... D14/138 G  
D729,757 S \* 5/2015 Lee ..... D14/138 G  
D732,527 S \* 6/2015 Kim ..... D14/344  
D733,123 S \* 6/2015 Chang ..... D14/341  
D735,704 S \* 8/2015 Chung ..... D14/248  
D742,867 S \* 11/2015 Lee ..... D14/248  
D744,468 S \* 12/2015 Lee ..... D14/248  
D744,973 S \* 12/2015 Lee ..... D14/138 G  
D744,992 S \* 12/2015 Lee ..... D14/248  
D747,302 S \* 1/2016 Lee ..... D14/248  
D747,711 S \* 1/2016 Suk ..... D14/138 R  
D748,082 S \* 1/2016 Lee ..... D14/248  
D750,621 S \* 3/2016 Loo Canizares ..... D14/203.7  
D752,043 S \* 3/2016 Ji ..... D10/38  
D754,123 S \* 4/2016 Satzger ..... D14/341  
D757,723 S \* 5/2016 Kwak ..... D14/345  
D765,624 S \* 9/2016 Kim ..... D14/248  
D766,890 S \* 9/2016 Park ..... D14/341  
D767,562 S \* 9/2016 Jang ..... D14/341  
2014/0267091 A1 \* 9/2014 Kim ..... G06F 1/1652  
345/173  
2015/0339055 A1 \* 11/2015 Cho ..... G06F 3/04817  
345/173

\* cited by examiner

FIG. 1

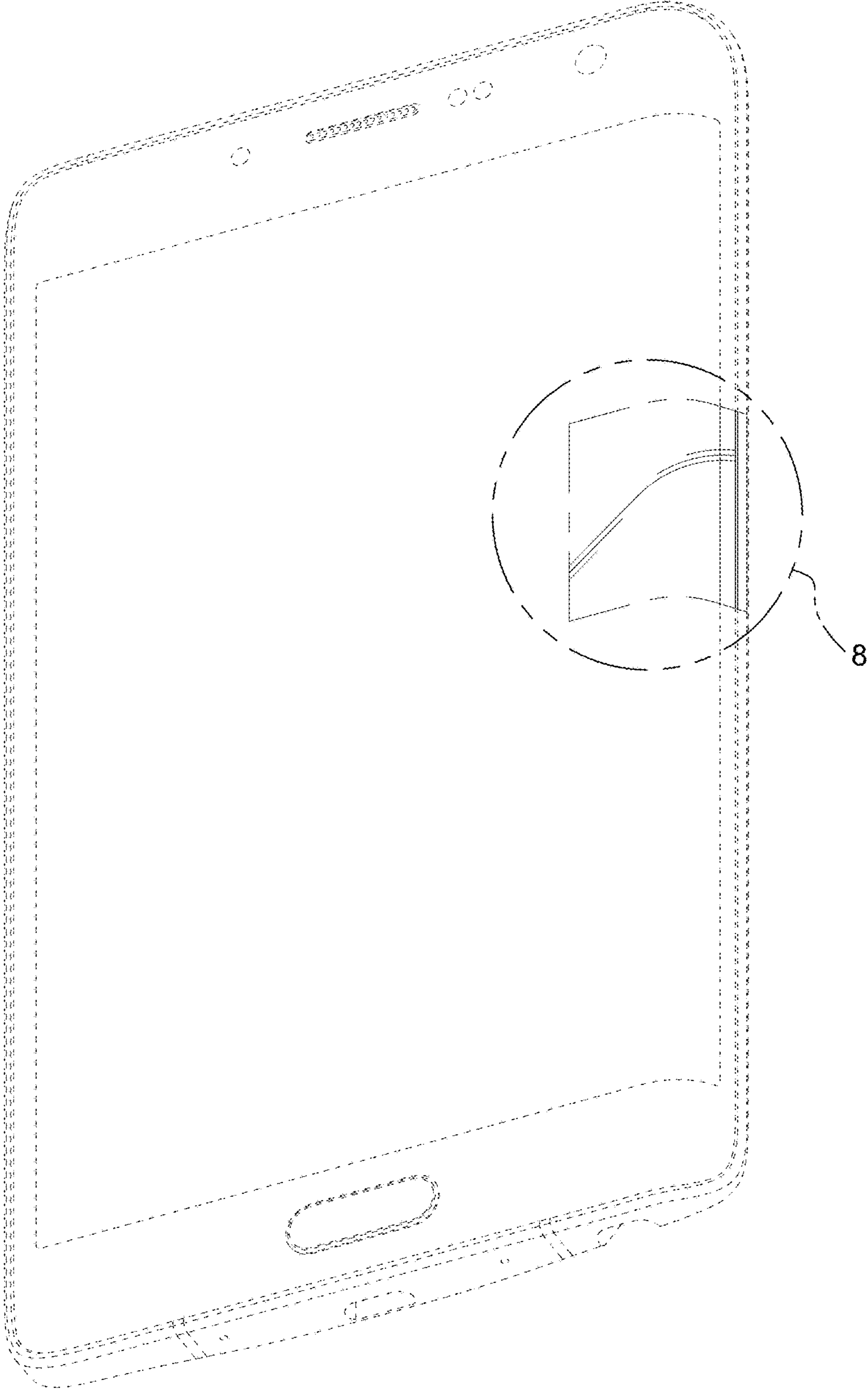


FIG.2

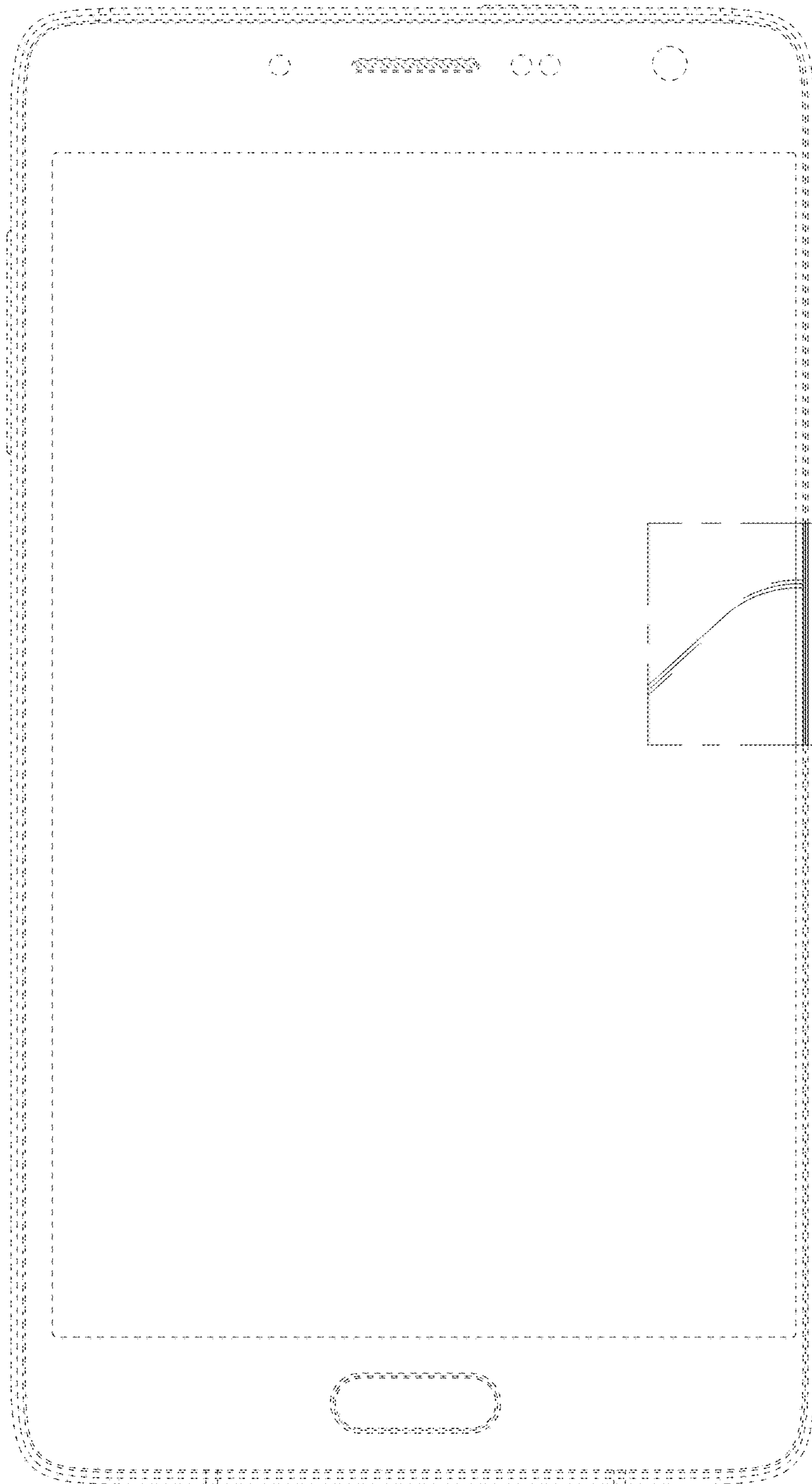


FIG.3




FIG.4

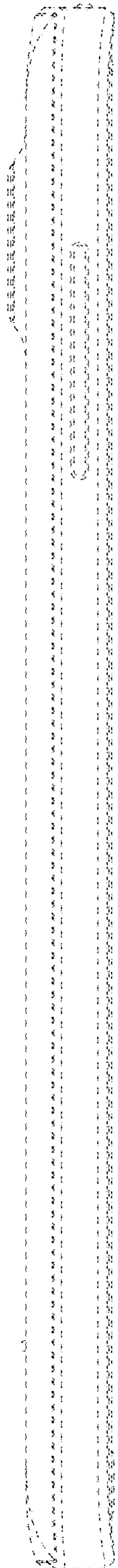


FIG.5

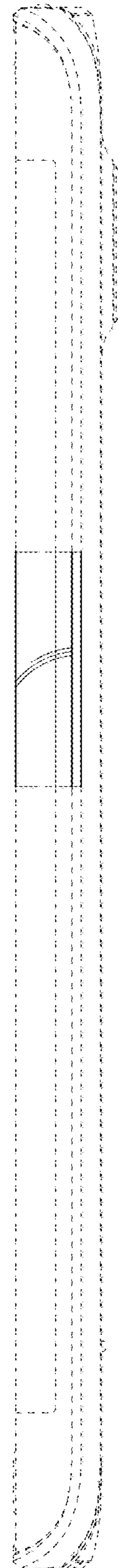


FIG.6



FIG.7




FIG.8

